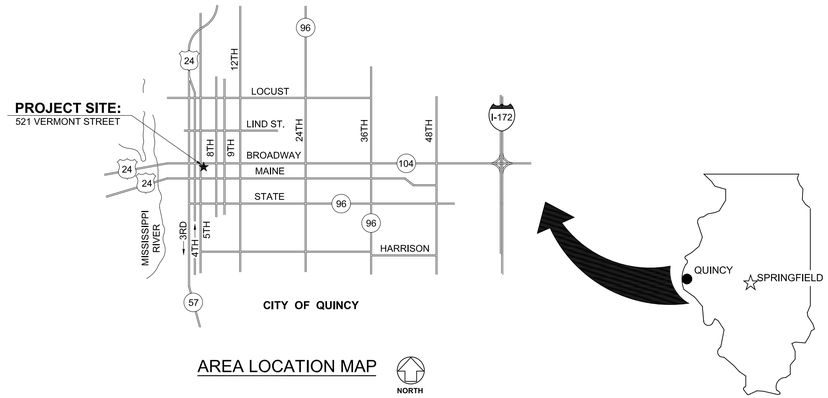
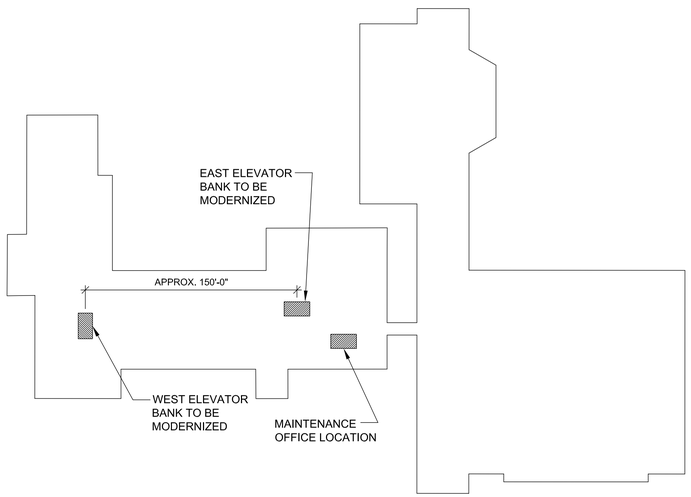
ELEVATOR MODERNIZATION FOR:

ADAMS COUNTY COURTHOUSE

521 VERMONT STREET
QUINCY, ADAMS COUNTY, ILLINOIS





AREA LOCATION PLAN
SCALE: 1" = 50'-0"
0 25 50 100
NORTH

GENERAL NOTES

1. CONTRACTOR TO VERIFY ALL DIMENSIONS.
2. ANY DISCREPANCIES BETWEEN STATED AND EXISTING CONDITIONS SHALL BE REPORTED IMMEDIATELY TO THE ARCHITECT.
3. DISCREPANCIES OR CONFLICTS BETWEEN SPECIFICATIONS AND DRAWINGS SHALL BE MADE KNOWN TO THE ARCHITECT FOR CLARIFICATION.
4. THE CONTRACTOR SHALL BE RESPONSIBLE FOR PROTECTING THOSE AREAS TO REMAIN UNDISTURBED DURING CONSTRUCTION.
5. THE CONTRACTOR SHALL TAKE NECESSARY PRECAUTIONS, AS PER THE WRITTEN SPECIFICATIONS, TO MAINTAIN SAFETY AT THE CONSTRUCTION SITE, AND HE IS SOLELY RESPONSIBLE FOR SAFETY MEASURES. THE CONTRACTOR IS ALSO SOLELY RESPONSIBLE FOR CONSTRUCTION MEANS, METHODS, AND TECHNIQUES REGARDING EXECUTION OF THE WORK.
6. THE CONTRACTOR SHALL CONFORM TO ALL LOCAL AND STATE CODES AND RECEIVE LOCAL AND STATE APPROVAL WHERE NECESSARY PRIOR TO CONSTRUCTION.
7. THE CONTRACTOR SHALL GIVE ALL NECESSARY NOTICES AND OBTAIN ALL PERMITS AND PAY ALL LEGAL FEES. HE SHALL ALSO COMPLY WITH ALL CITY, COUNTY, AND STATE BUILDING LAWS, ORDINANCES, OR REGULATIONS.
8. THE CONTRACTOR SHALL BE RESPONSIBLE FOR THE DAMAGE OR LOSS OF ANY REFERENCE POINTS, MONUMENTS, HUBS AND STAKED LOT CORNERS DURING THE CONSTRUCTION OF HIS WORK, AND SHALL BEAR THE COST OF REPLACING SAME.
9. THE CONTRACTOR SHALL BE RESPONSIBLE FOR ANY DAMAGE DONE TO THE PREMISES OR ADJACENT PREMISES, OR INJURIES TO THE PUBLIC DURING THE CONSTRUCTION OF THE WORK, CAUSED BY HIMSELF, HIS SUBCONTRACTOR, OR THE CARELESSNESS OF ANY OF HIS EMPLOYEES.
10. THE CONTRACTOR MUST UNDERSTAND THAT THE WORK IS ENTIRELY AT HIS RISK UNTIL SAME IS ACCEPTED, AND HE WILL BE HELD RESPONSIBLE FOR ITS SAFETY.
11. THE CONTRACTOR SHALL FURNISH AND INSTALL ALL NECESSARY TEMPORARY WORKS FOR THE PROTECTION OF THE WORK, INCLUDING BARRICADES, WARNING SIGNS, LIGHTS, ETC.
12. SITE LAYOUT IS TO BE AS PER ARCHITECTURAL DRAWINGS AND SPECIFICATIONS PREPARED BY ARCHITECT.
13. THE CONTRACTOR SHALL PROVIDE THE ARCHITECT WITH ONE SET OF PRINTS MARKED WITH ANY CHANGES FROM ORIGINAL CONTRACT DOCUMENTS.
14. ALL EXISTING CIRCUIT CONDUCTORS AND RACEWAYS IN BUILDING UNITS TO REMAIN UNLESS NOTED OTHERWISE.

A.D.A. COMPLIANCE

THIS PROJECT SHALL BE IN COMPLIANCE WITH GUIDELINES OF THE AMERICANS WITH DISABILITIES ACT (A.D.A.)

AMERICANS WITH DISABILITIES ACT (A.D.A.)

ARCHITECHNICS, TO THE BEST OF ITS ABILITY, HAS EXERCISED PROFESSIONAL EFFORTS TO INTERPRET THE INTENT OF THE "AMERICANS WITH DISABILITIES ACT", AND OTHER APPLICABLE FEDERAL, STATE AND LOCAL CODES AND REQUIREMENTS. ARCHITECHNICS CANNOT GUARANTEE TOTAL COMPLIANCE WITH ANY WORK DIRECTLY RELATED TO THE A.D.A., WHEN THE OWNER PERFORMS AND/OR AUTHORIZES WORK USING THESE DOCUMENTS AND/OR DRAWINGS.

INDEX OF DRAWINGS

G001	COVER SHEET
A101	EAST ELEVATORS FLOOR PLANS AND SECTIONS
A102	WEST ELEVATORS FLOOR PLANS AND SECTIONS
A103	MACHINE ROOM FLOOR PLANS AND DETAILS

ABBREVIATIONS

ABV	ABOVE
A.F.F.	ABOVE FINISHED FLOOR
ADD'N.	ADDITION
A.C.	AIR CONDITIONING
A.H.U.	AIR HANDLING UNIT
ALT	ALTERNATE
ALUM	ALUMINUM
A.D.A.	AMERICANS WITH DISABILITIES ACT
ANCS.	ANCHORS
AUTO.	AUTOMATIC
BM.	BEAM
BR'G.	BEARING
BITUM.	BITUMINOUS
BLK'G.	BLOCKING
BLDG	BUILDING
BD.	BOARD
BTM.	BOTTOM
B.P.	BRICK PAVERS
BLDG.	BUILDING
BUR	BUILT-UP ROOF
CA.	CARPET
C.I.	CAST IRON
CAT	CATALOG
CLG.	CEILING
C.T.	CERAMIC TILE
C.W.B.	CERAMIC WALL BASE
C.B.	CHALK BOARD
CLOS.	CLOSET
C.O.	CLEAN OUT
CO.	COMPANY
COMP.	COMPOSITION
CONC	CONCRETE
C.M.U.	CONCRETE MASONRY UNIT
COND	CONDENSATION
CONN.	CONNECTION
CONST.	CONSTRUCTION
C.J.	CONSTRUCTION JOINT
CONT	CONTINUOUS
CONTR.	CONTRACTOR
COR'D	CORRUGATED
CORR.	CORRIDOR
CNTR.	COUNTER
C.R.	CRUSHED ROCK
C.F.M.	CUBIC FEET PER MINUTE
DEMO	DEMOLITION
DET	DETAIL
DIA	DIAMETER
DIM.	DIMENSION
DISP.	DISPENSER
DIV.	DIVISION
DR.	DOOR
DBL.	DOUBLE
D.S.	DOWNSPOUT
DWG	DRAWING
D.F.	DRINKING FOUNTAIN
EA.	EACH
E.W.	EACH WAY
E.M.R.	ELASTOMERIC MEMBRANE ROOFING
ELEC.	ELECTRIC
E.P.	ELECTRIC PANELBOARD
EL	ELEVATION
ELEV.	ELEVATOR
EXH.	EXHAUST
E.F.	EXHAUST FAN
EXIST	EXISTING
E. J.	EXPANSION JOINT
EXT	EXTERIOR
E.I.F.S.	EXTERIOR INSULATION FINISH SYSTEM
F.W.C.	FABRIC WALL COVERING
F.V.	FIELD VERIFY
FIN.	FINISH
F.E.C.	FIRE EXTINGUISHER CABINET
FIX.	FIXTURE
FL.	FLOOR
F.D.	FLOOR DRAIN
FLOUR.	FLUORESCENT
FTG.	FOOTING
FND.	FOUNDATION
G.P.M.	GALLONS PER MINUTE
GALV	GALVANIZED
GA.	GAUGE
G.W.T.	GLAZED WALL TILE
G.B.	GRAB BAR
G.F.B.	GROUND FACE BRICK
GYP. BD.	GYPSUM WALLBOARD
H.D.	HAIR/HAND DRYER
HC	HANDICAPPED
HR.	HANDRAIL
HDWE.	HARDWARE
H.V.A.C.	HEATING, VENTILATING, & AIR CONDITIONING
HT.	HEIGHT
H.C.	HOLLOW CORE
H.M.	HOLLOW METAL
HORIZ.	HORIZONTAL
INC.	INCORPORATED
INSUL.	INSULATION
INSUL.G.	INSULATED GLASS
JAN.	JANITOR
JT.	JOINT
J.F.	JOINT FILLER
JST.	JOIST
J.B.	JUNCTION BOX
LAM.	LAMINATE
LAV.	LAVATORY
L.H.	LEFT HAND
LG.	LONG
M.A.U.	MAKEUP AIR UNIT
M.H.	MANHOLE
MFGR.	MANUFACTURER
M.T.	MARBLE TILE
MK.	MARK
M.O.	MASONRY OPENING
MATL.	MATERIAL
MECH.	MECHANICAL
MET.	METAL
MIN.	MINIMUM
MISC.	MISCELLANEOUS
M.R.	MOISTURE RESISTANT
MTD.	MOUNTED
N.D.	NAPKIN DISPENSER
N.I.C.	NOT IN CONTRACT
NOM.	NOMINAL
NO.	NUMBER
OFC.	OFFICE
O.C.	ON CENTER
OPG.	OPENING
OPP. HND.	OPPOSITE HAND
OH.	OVERHEAD
PT.	PAINT
PR.	PAIR
PARTN.	PARTITION
PERF.	PERFORATED
P.D.	PRESSURE DROP
PLAS.	PLASTIC
P.S.	PLUMBING STACK
P.V.	PLUMBING VENT
PLYWD.	PLYWOOD
P.V.C.	POLYVINYL CHLORIDE
P.S.F.	POUNDS PER SQUARE FOOT
PREFIN.	PREFINISHED
PROJ. MAN.	PROJECT MANUAL
QTY.	QUANTITY
Q.T.	QUARRY TILE
RAD.	RADIUS
RECEP.	RECEPTACLE
REF.	REFERENCE
R.A.	RETURN AIR
R.H.	RIGHT HAND
R.	RISERS
R.D.	ROOF DRAIN
R.B.	RUBBER BASE
R.C.B.	RUBBER COVE BASE
REQD.	REQUIRED
R.O.W.	RIGHT OF WAY
RM.	ROOM
R.I.	ROUGH IN
R.O.	ROUGH OPENING
R.S.T.	RUBBER STAIR TREAD
R.T.	RUBBER TILE
SAN.	SANITARY (SEWER)
SCHED.	SCHEDULE
SECT.	SECTION
SHT.	SHEET
SIM.	SIMILAR
S.C.	SOLID CORE
SPEC.	SPECIFICATION
S.& V.	STAIN AND VARNISH
S.S.	STAINLESS STEEL
STD.	STANDARD
STL.	STEEL
STOR.	STORAGE
ST. S.	STORM SEWER
S.G.T.	STRUCTURAL GLAZED TILE
S.A.P.	SUSPENDED ACOUSTICAL PANELS
T.B.	TACK BOARD
T. & S.	TAPE AND SAND
T.D.D.	TELECOMMUNICATIONS DEVICE FOR DEAF
T.G.	TEMPERED GLASS
T.R.G.	TEMPERED REFLECTIVE GLASS
TZ.	TERRAZZO
T.T.	TERRAZZO TILE
THK.	THICK/THICKNESS
THOLD	THRESHOLD
T.P.	TOILET PAPER
T. & G.	TONGUE AND GROOVE
T. & B.	TOP AND BOTTOM
TRANS.	TRANSITION
T.	TREADS
TYP.	TYPICAL
U.L.	UNDERWRITERS LABORATORIES
U.N.O.	UNLESS NOTED OTHERWISE
U.P.	UTILITY POLE
V.P.	VAPOR BARRIER
VERT.	VERTICAL
VEST.	VESTIBULE
V.C.T.	VINYL COMPOSITION TILE
V.W.C.	VINYL WALL COVERING
V.C.P.	VITRIFIED CLAY PIPE
W.C.	WATER CLOSET
W.W.F.	WELDED WIRE FABRIC
W.	WIDTH
WDW.	WINDOW
W.G.	WIRE GLASS
W	WITH
W/O	WITH OUT
WD.	WOOD
T.	TREADS
TYP.	TYPICAL
U.L.	UNDERWRITERS

ARCHITECHNICS
architects • engineers • interior designers
510 Maine Street, Quincy, IL 62301 • 217-222-0554 • info@architechnics.com
DESIGN FIRM NO. 184.004261

CURRENT DATE: 4/23/2021

LICENSED ARCHITECT — PAUL W. HEYDEN — 001.020557 — STATE OF ILLINOIS

LICENSE EXPIRES: 11/30/22

ELEVATOR MODERNIZATION FOR:
ADAMS COUNTY COURTHOUSE
521 VERMONT STREET, QUINCY, ILLINOIS 62301

ISSUED FOR BIDDING

ISSUE DATE: 4/23/2021

REVISIONS

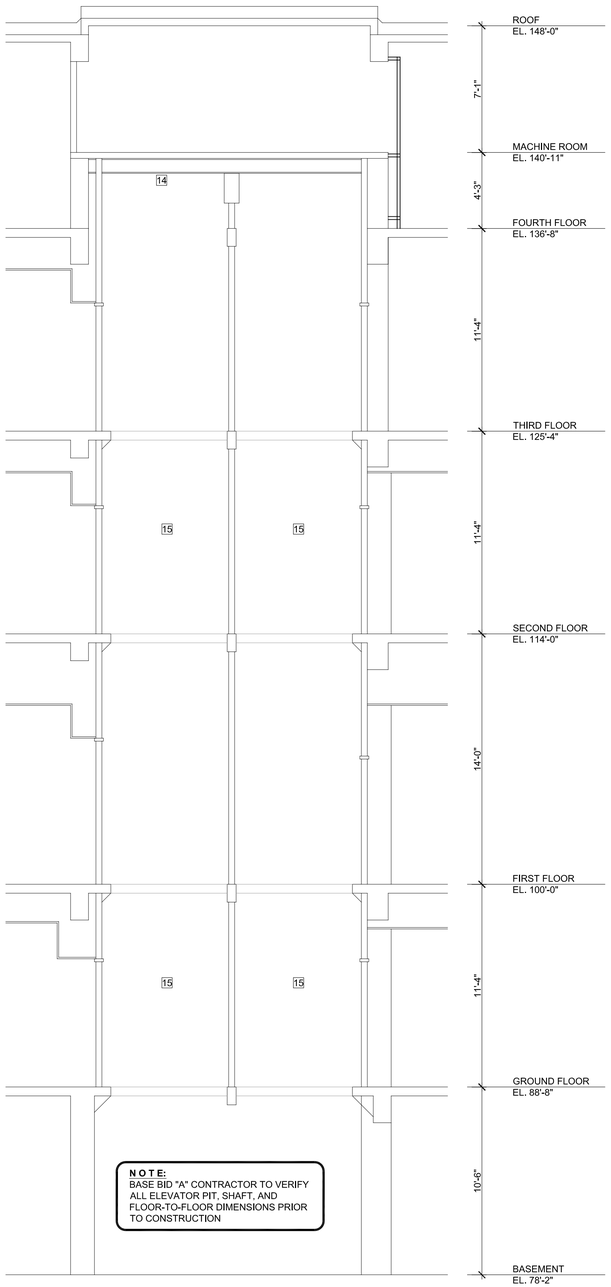
PROJECT NUMBER: 6090

COVER SHEET

DWG. NO.
G001

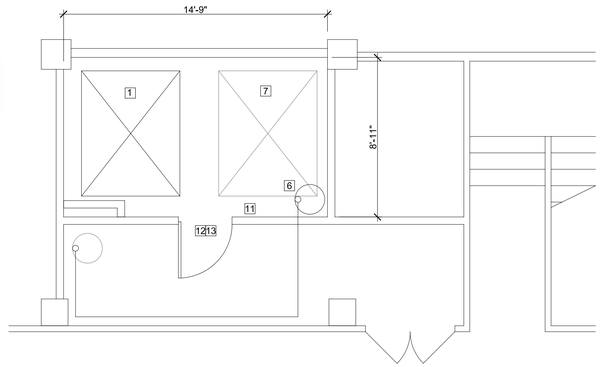
© ARCHITECHNICS INC.

NOTE:
FOR ALL INFORMATION REGARDING FIRE ALARM SYSTEMS, WIRING, ETC. CONTACT UNITED SYSTEMS - MIKE MELTON, (217) 228-0315, mmelton@4unitedsystems.com

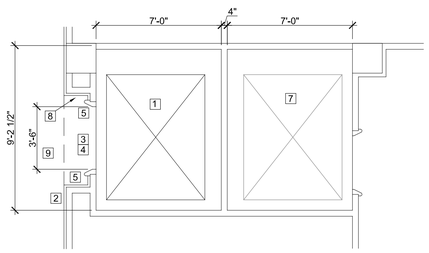


NOTE:
BASE BID "A" CONTRACTOR TO VERIFY ALL ELEVATOR PIT, SHAFT, AND FLOOR-TO-FLOOR DIMENSIONS PRIOR TO CONSTRUCTION

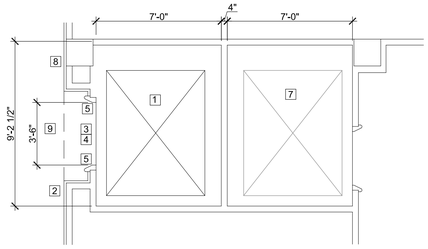
1 ELEVATOR SECTION
SCALE: 1/4" = 1'-0"



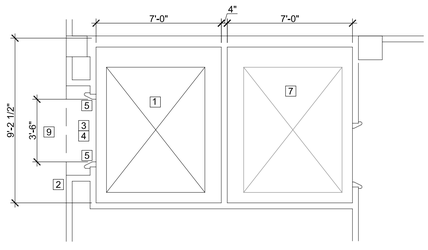
BASEMENT FLOOR PLAN
SCALE: 1/4" = 1'-0"
0 2 4 8
NORTH



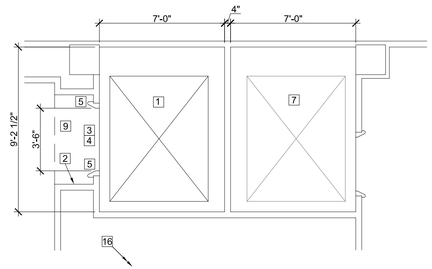
FIRST FLOOR PLAN
SCALE: 1/4" = 1'-0"
0 2 4 8
NORTH



SECOND FLOOR PLAN
SCALE: 1/4" = 1'-0"
0 2 4 8
NORTH



THIRD FLOOR PLAN
SCALE: 1/4" = 1'-0"
0 2 4 8
NORTH



GROUND FLOOR PLAN
SCALE: 1/4" = 1'-0"
0 2 4 8
NORTH

KEYED DRAWING NOTES

1. EXISTING ELEVATOR CAB TO BE RENOVATED, SEE SPEC. 14 2100
2. NEW ELEVATOR CONTROLS, SEE SPEC. 14 2100
3. NEW CAR POSITION INDICATOR ABOVE ELEVATOR DOOR AT ALL FLOORS, SEE SPEC. 14 2100
4. EXISTING ELEVATOR DOORS TO REMAIN - BASE BID "B" CONTRACTOR TO SAND AND REPAINT, COLOR TO MATCH EXISTING
5. EXISTING ELEVATOR DOOR FRAMES TO BE REPAINTED, MATCH EXISTING FINISH, VERIFY AT PROJECT SITE - BASE BID "B" - PROTECT ADJACENT FINISHES FROM DAMAGE DURING CONSTRUCTION
6. EXISTING SUMP PUMP TO REMAIN
7. EXISTING ELEVATOR CAB TO REMAIN
8. EXISTING WALL MOUNTED SIGNAGE TO REMAIN
9. BASE BID "B" CONTRACTOR TO INSTALL NEW ADDRESSABLE FIRE/SMOKE DETECTOR IN CEILING NEAR ELEVATOR DOORS AND CONNECT TO EXISTING ADDRESSABLE FIRE ALARM SYSTEM PANEL IN MECHANICAL ROOM NEAR ELEVATORS ON GROUND FLOOR, SEE PLAN THIS SHEET AND G001
10. EXISTING STEEL SUPPORT FRAMING IN ELEVATOR PIT TO REMAIN
11. EXISTING ELECTRICAL SWITCHES IN ELEVATOR PIT TO REMAIN
12. EXISTING DOOR SENSOR TO REMAIN
13. EXISTING INDICATOR LIGHT ABOVE DOOR TO REMAIN
14. BASE BID "B" CONTRACTOR TO INSTALL NEW ADDRESSABLE FIRE/SMOKE DETECTOR AT TOP OF ELEVATOR SHAFT AND CONNECT TO EXISTING ADDRESSABLE FIRE ALARM SYSTEM PANEL IN MECHANICAL ROOM NEAR ELEVATORS ON GROUND FLOOR, SEE PLAN THIS SHEET AND G001
15. ALL FIRE ALARM CABLING IN ELEVATOR SHAFT SHALL BE PLACED IN DEDICATED CONDUIT
16. EXISTING FIRE ALARM PANELS LOCATED IN MAINTENANCE OFFICE, APPROXIMATELY 60' SOUTHEAST OF ELEVATOR PIT, FIELD VERIFY LOCATION. SEE G001

GENERAL NOTES

1. CONTRACTOR SHALL VERIFY ALL DIMENSIONS AND EXISTING CONDITIONS.

2. COORDINATE ALL WORK WITH ALL TRADES, INCLUDING MECHANICAL, PLUMBING AND ELECTRICAL.

3. ALL DEMOLITION SALVAGE SHALL BE THE PROPERTY OF THE OWNER. OWNER'S REPRESENTATIVE SHALL DECIDE WHETHER TO RETAIN OR HAVE THE DEMOLITION CONTRACTOR HAUL AWAY.

4. AFTER DEMOLITION, THE CONTRACTOR SHALL CLEAN AREA FOR INSTALLATION OF NEW MATERIAL.

5. ARCHITECHNICS SHALL NOT BE RESPONSIBLE FOR NOR HAVE CONTROL OR CHARGE OF CONSTRUCTION MEANS, METHODS, TECHNIQUES, SEQUENCES OR PROCEDURES FOR THE SAFETY PRECAUTIONS AND PROGRAMS IN CONNECTION WITH THIS PROJECT, AND SHALL NOT BE RESPONSIBLE FOR CONTRACTOR'S FAILURE TO CARRY OUT HIS WORK IN ACCORDANCE WITH THE CONTRACT DOCUMENTS.

6. ARCHITECHNICS SHALL NOT BE RESPONSIBLE FOR, NOR HAVE CONTROL OVER, THE ACTS OR OMISSIONS OF THE CONTRACTOR, SUBCONTRACTORS, ANY OF THEIR AGENTS, OR EMPLOYEES, OR ANY OTHER PERSONS PERFORMING ANY OF THE WORK, OR FOR THE FAILURE OF ANY OF THEM TO CARRY OUT THE WORK IN ACCORDANCE WITH THE CONTRACT DOCUMENTS.

7. THE CONTRACTOR SHALL PROVIDE AND BE RESPONSIBLE FOR ALL TEMPORARY SHORING AND BRACING REQUIRED FOR THE CONSTRUCTION OF THIS PROJECT. ALL SHORING AND BRACING MEMBERS AND CONNECTIONS SHALL BE OF SUFFICIENT STRENGTH TO SUPPORT THE IMPOSED LOADS. TEMPORARY MEMBERS AND CONNECTIONS SHALL NOT BE REMOVED UNTIL PERMANENT MEMBERS ARE IN PLACE AND FINAL CONNECTIONS ARE MADE.

8. CONTRACTOR SHALL VERIFY IN FIELD ALL DIMENSIONS, ELEVATIONS, AND MEMBER SIZES AS SHOWN ON THE CONTRACT DRAWINGS FOR THE EXISTING CONSTRUCTION, PRIOR TO THE DETAILING OR FABRICATION OF ANY NEW STRUCTURAL ELEMENT. CONTRACTOR SHALL DOCUMENT ANY CONSTRUCTION-RELATED DISCREPANCIES. CONTRACTOR SHALL FURNISH THE ABOVE INFORMATION IN THE FORM OF DETAILED SKETCHES TO THE ARCHITECT/STRUCTURAL ENGINEER FOR REVIEW .

9. ALL DETAILS, SECTIONS, AND NOTES ON THE DRAWINGS ARE INTENDED TO BE TYPICAL FOR SIMILAR SITUATIONS ELSEWHERE, UNLESS OTHERWISE NOTED.

10. PROTECT EXISTING CONSTRUCTION FROM DAMAGE AS REQUIRED DURING DEMOLITION AND NEW CONSTRUCTION.

11. ALL REQUIRED TEMPORARY SAFETY WALLS AND BARRICADES TO BE PROVIDED AND INSTALLED BY BASE BID "A" CONTRACTOR.

12. ALL BASE BID "B" WORK SHALL BE COORDINATED WITH THE BASE BID "A" CONTRACTOR AND SHALL TAKE PLACE DURING THE ESTIMATED 6 WEEK SHUTDOWN FOR EACH ELEVATOR WHILE A LICENSED ELEVATOR MECHANIC IS ON SITE.

13. DURING THE MODERNIZATION PROCESS, THE EXISTING ELEVATOR WITHIN THE SAME SHAFT WILL BE IN USE AND CANNOT BE SHUT DOWN DURING NORMAL OPERATING HOURS (8 AM - 4 PM). THE BASE BID "A" CONTRACTOR MUST PROVIDE APPROPRIATE TEMPORARY NETTING OR SCREENING IN THE ELEVATOR PIT AND MACHINE ROOM IN ORDER TO PERFORM THE WORK, OR WILL NEED TO PERFORM THE WORK AT TIMES WHEN THE ELEVATOR CAN BE SHUT DOWN.

14. THE EXISTING DUMB WAITER NEAR THE EAST ELEVATORS IS NOT ACTIVE AND MAY NOT BE UTILIZED BY THE CONTRACTOR(S) FOR TRANSPORTING BUILDING MATERIALS.

© ARCHITECHNICS INC.

ARCHITECHNICS
architects • engineers • interior designers
510 Maine Street, Quincy, IL 62301 • 217-222-0554 • info@architechnics.com
DESIGN FIRM NO. 184.004261

CURRENT DATE: 4/23/2021

LICENSED ARCHITECT PAUL VICTOR HOOK 001.020559 STATE OF ILLINOIS

LICENSE EXPIRES: 11/30/22

ELEVATOR MODERNIZATION FOR:
ADAMS COUNTY COURTHOUSE
521 VERMONT STREET, QUINCY, ILLINOIS 62301

ISSUED FOR BIDDING

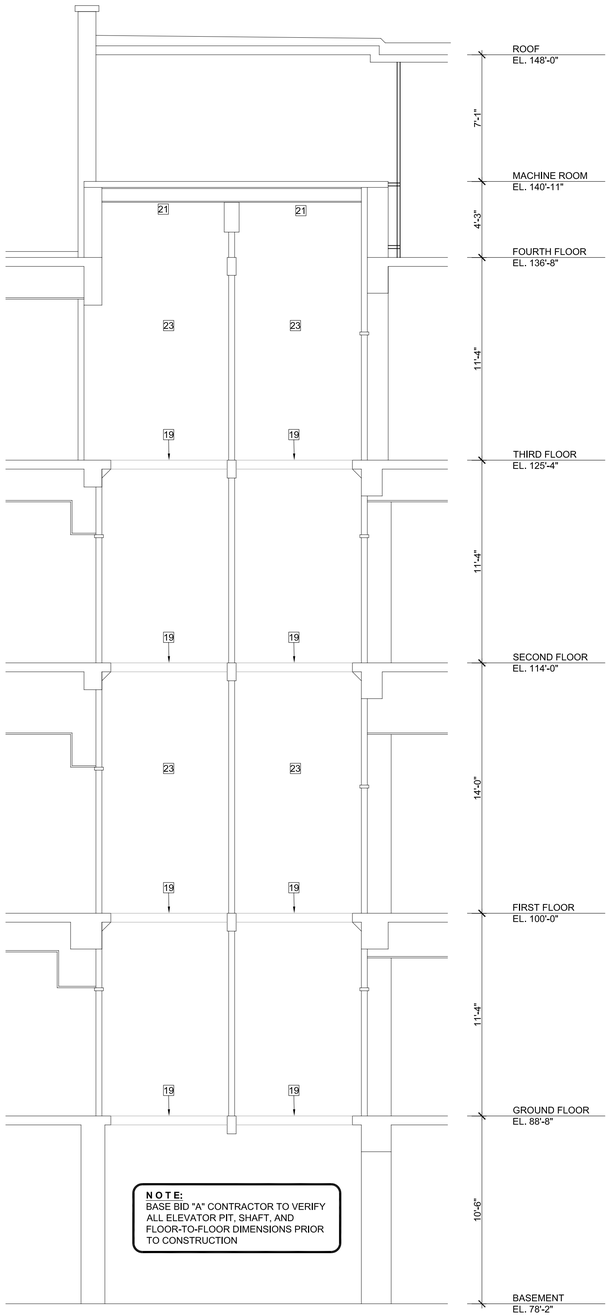
ISSUE DATE: 4/23/2021

REVISIONS

PROJECT NUMBER: 6090

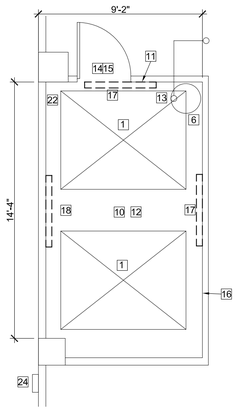
EAST ELEVATORS FLOOR PLANS AND SECTIONS

DWG. NO.
A101



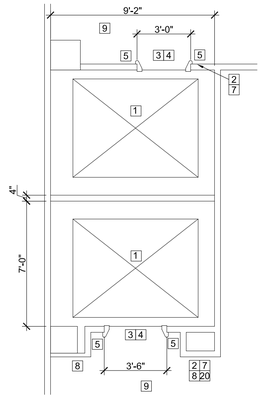
NOTE:
BASE BID "A" CONTRACTOR TO VERIFY ALL ELEVATOR PIT, SHAFT, AND FLOOR-TO-FLOOR DIMENSIONS PRIOR TO CONSTRUCTION

1 ELEVATOR SECTION
SCALE: 1/4" = 1'-0"



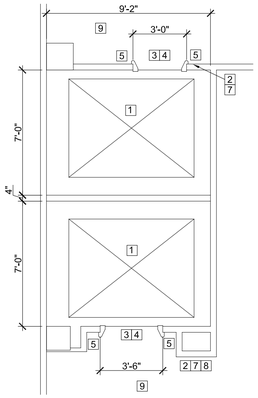
BASEMENT FLOOR PLAN
SCALE: 1/4" = 1'-0"

NORTH



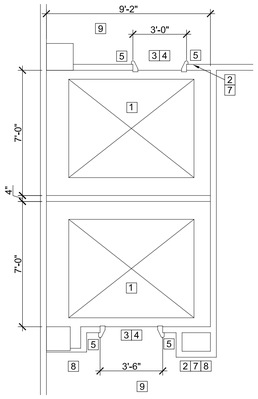
GROUND FLOOR PLAN
SCALE: 1/4" = 1'-0"

NORTH



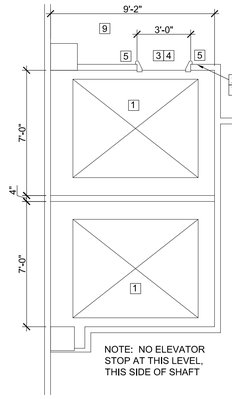
FIRST FLOOR PLAN
SCALE: 1/4" = 1'-0"

NORTH



SECOND FLOOR PLAN
SCALE: 1/4" = 1'-0"

NORTH



THIRD FLOOR PLAN
SCALE: 1/4" = 1'-0"

NORTH

NOTE:
FOR ALL INFORMATION REGARDING FIRE ALARM SYSTEMS, WIRING, ETC. CONTACT UNITED SYSTEMS - MIKE MELTON, (217) 228-0315, mmelton@4unitedsystems.com

KEYED DRAWING NOTES

1. EXISTING ELEVATOR CAB TO BE RENOVATED, SEE SPEC. 14 2100
2. NEW ELEVATOR CONTROLS, SEE SPEC. 14 2100
3. NEW CAR POSITION INDICATOR ABOVE ELEVATOR DOOR AT ALL FLOORS, SEE SPEC. 14 2100
4. EXISTING ELEVATOR DOORS TO REMAIN - BASE BID "A" CONTRACTOR TO SAND AND REPAINT, COLOR TO MATCH EXISTING
5. EXISTING ELEVATOR DOOR FRAMES TO BE REPAINTED, MATCH EXISTING FINISH, VERIFY AT PROJECT SITE - BASE BID "B" - PROTECT ADJACENT FINISHES FROM DAMAGE DURING CONSTRUCTION
6. BASE BID "B" CONTRACTOR PROVIDE AND INSTALL NEW LIBERTY EQUAL SUMP PUMP SYSTEM WITH (2) ELV250 PUMPS AND OIL DETECTION IN NEW SUMP PIT AS SHOWN. EXTEND DISCHARGE THRU NORTH WALL AND DISCHARGE INDIRECTLY INTO EXISTING FLOOR DRAIN. PROVIDE AND INSTALL REMOTE ALARM ON WALL NEAR EXISTING FLOOR DRAIN (COORDINATE LOCATION AND EXTEND CONTROL WIRING AS REQUIRED) AND PLUG INTO NEW RECEPTACLE. COORDINATE WITH ELECTRICAL CONTRACTOR.
7. ELEVATOR SHALL BE KEY OPERATED, COORDINATE WITH OWNER FOR KEYING SYSTEM
8. EXISTING WALL MOUNTED SIGNAGE TO REMAIN
9. BASE BID "B" CONTRACTOR TO INSTALL NEW ADDRESSABLE FIRE/SMOKE DETECTOR IN CEILING NEAR ELEVATOR DOORS AND CONNECT TO EXISTING ADDRESSABLE FIRE ALARM SYSTEM PANEL IN MECHANICAL ROOM NEAR ELEVATORS ON GROUND FLOOR, SEE DWGS. A101, G001
10. EXISTING STEEL SUPPORT FRAMING IN ELEVATOR PIT TO REMAIN
11. EXISTING ELECTRICAL SWITCHES AND EMERGENCY STOPS IN ELEVATOR PIT TO REMAIN
12. EXISTING ELECTRICAL AND TELEPHONE WIRES IN ELEVATOR PIT TO BE REMOVED OR ENCAPSULATED IN SHEET METAL ENCLOSURE, COORDINATE WITH OWNER - BASE BID "B"
13. BASE BID "B" CONTRACTOR EXTEND CONDUIT AND CIRCUIT FROM EXISTING NEARBY PANELBOARD OVER TO NEAR NEW SUMP PUMP. INSTALL (2) SINGLE RECEPTACLES FOR SUMP PUMPS AND (2) NEW GFCI CONVENIENCE RECEPTACLES DOWNSTREAM OF SUMP PUMP RECEPTACLE. PROVIDE (1) GFCI IN EACH ELEVATOR SHAFT.
14. INSTALL DOOR SENSOR AND INTERCONNECT WITH ELEVATOR OPERATION - BASE BID "A"
15. INSTALL INDICATOR LIGHT ABOVE DOOR AND WIRE WITH ELEVATOR CONTROLS TO INDICATE IF ELEVATOR IS IN OPERATION - BASE BID "A"
16. INSTALL NEW SHROUD OVER EXISTING CONDUIT IN ELEVATOR PIT - BASE BID "B"
17. REMOVE EXISTING LIGHT FIXTURE, INSTALL NEW LED LIGHT FIXTURE EQUAL TO: LITHONIA CLX-L48-4000LM-SEF-RDL-120-40K-80CRI-WH U - BASE BID "B".
18. INSTALL NEW LED LIGHT FIXTURE EQUAL TO: LITHONIA CLX-L48-4000LM-SEF-RDL-120-40K-80CRI-WH U, MOUNT ON WALL AT 8'-0" A.F.F., EXTEND EXISTING ELECTRICAL CIRCUITS IN CONDUIT AS REQUIRED - BASE BID "B".
19. ANY HORIZONTAL LEDGE OVER 4" DEEP WITHIN THE ELEVATOR SHAFT SHALL HAVE A 45 DEGREE ANGLED 20 GAUGE SHEET METAL COVER INSTALLED OVER THE LEDGE BY THE BASE BID "B" CONTRACTOR.
20. BASE BID "A" CONTRACTOR TO PROVIDE NEW MANUAL RESET AND SWITCH RESET FOR ELEVATOR DOORS AT MAIN LANDING, COORDINATE LOCATION WITH OWNER
21. BASE BID "B" CONTRACTOR TO INSTALL NEW ADDRESSABLE FIRE/SMOKE DETECTOR AT TOP OF ELEVATOR SHAFT AND CONNECT TO EXISTING ADDRESSABLE FIRE ALARM SYSTEM PANEL IN MECHANICAL ROOM NEAR ELEVATORS ON GROUND FLOOR, SEE DWGS. A101, G001
22. BASE BID "B" CONTRACTOR TO INSTALL NEW ADDRESSABLE FIRE/SMOKE DETECTOR IN ELEVATOR PIT (COORDINATE LOCATION WITH OWNER) AND CONNECT TO EXISTING ADDRESSABLE FIRE ALARM SYSTEM PANEL IN MECHANICAL ROOM NEAR ELEVATORS ON GROUND FLOOR, SEE DWGS. A101, G001
23. ALL NEW FIRE ALARM CABLING IN ELEVATOR SHAFT SHALL BE PLACED IN DEDICATED CONDUIT
24. EXISTING ELECTRICAL PANELBOARD TO REMAIN - FIELD VERIFY EXACT LOCATION

© ARCHITECHNICS INC.

ARCHITECHNICS
architects • engineers • interior designers
510 Maine Street, Quincy, IL 62301 • 217-222-0554 • info@architechnics.com
DESIGN FIRM NO. 184.001426

CURRENT DATE: 4/23/2021

LICENSED ARCHITECT PAUL W. HEDRICK 001.020559 STATE OF ILLINOIS

LICENSE EXPIRES: 11/30/22

ELEVATOR MODERNIZATION FOR:
ADAMS COUNTY COURTHOUSE
521 VERMONT STREET, QUINCY, ILLINOIS 62301

ISSUED FOR BIDDING

ISSUE DATE: 4/23/2021

REVISIONS

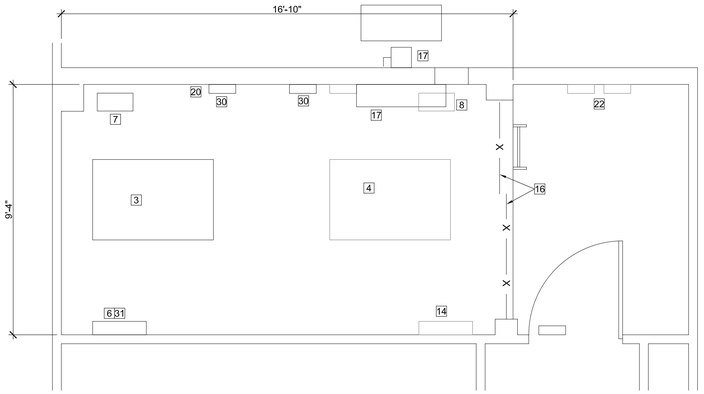
PROJECT NUMBER: 6090

WEST ELEVATORS FLOOR PLANS AND SECTIONS

DWG. NO.
A102

KEYED DRAWING NOTES

1. EXISTING LADDER TO BE REMOVED, PROVIDE NEW LADDER, SEE DETAIL 1/A102
2. PATCH AND REPAIR EXISTING WALLS WITH IN-KIND MATERIALS AS REQUIRED TO MAINTAIN EXISTING 1-HOUR FIRE RATING UNDER BASE BID "B".
3. EXISTING ELEVATOR MACHINE TO BE RENOVATED / REPLACED, SEE SPEC. 14 2100
4. EXISTING ELEVATOR MACHINE TO REMAIN (N.I.C.)
5. NEW GUARD RAIL, SEE DETAIL 2/A103
6. EXISTING ELEVATOR CONTROL PANEL TO BE REMOVED AND REPLACED, SEE SPEC. 14 2100 - NEW PANELS TO BE LOCATED WITHIN NEW CHAIN LINK ENCLOSURE
7. EXISTING ELEVATOR GOVERNOR TO BE REMOVED AND REPLACED, SEE SPEC. 14 2100
8. EXISTING ELEVATOR GOVERNOR TO REMAIN
9. EXISTING DOOR TO REMAIN. PROVIDE CLOSER EQUAL TO: DORMA U1500 SERIES, BY BASE BID "B" CONTRACTOR.
10. INSTALL NEW COVER PLATE AT EXISTING JUNCTION BOX
11. BASE BID "B" CONTRACTOR TO PAINT EXISTING WALLS IN MACHINE ROOM ENCLOSURE, COLOR TO BE SELECTED BY OWNER
12. REPLACE EXISTING DISCONNECT WITH NEW 100A, 3 POLE, FUSED, SINGLE THROW DISCONNECT IN NEW LOCATION AS SHOWN AND EXTEND NEW GROUND CIRCUIT TO NEW MOTOR/CONTROLLER - BASE BID "B".
13. REPLACE EXISTING INCANDESCENT LIGHT FIXTURE WITH NEW LED LIGHT FIXTURE EQUAL TO: LITHONIA CLX-L48-4000LM-SEF-RDL-120-40K-80CRI-WH U - BASE BID "B".
14. EXISTING ELEVATOR CONTROL PANEL TO REMAIN
15. BASE BID "B" CONTRACTOR TO INSTALL CHAIN LINK FENCE PANEL AND 3'-0" WIDE SWINGING GATE IN EXISTING OPENING BETWEEN MACHINE ROOM AND ENTRY ROOM - NEW FENCING SHALL EXTEND TO EXISTING CONCRETE DECK ABOVE
16. EXISTING CHAIN LINK FENCE AND ROLLING GATE TO REMAIN
17. EXISTING MECHANICAL UNITS TO REMAIN
18. UNDER BASE BID "B" MECHANICAL CONTRACTOR PROVIDE AND INSTALL NEW LENNOX MWMA018S42P OR EQUAL MINI-SPLIT HEAT PUMP SYSTEM HIGH ON WALL WITH MLA018S4S-1P OUTDOOR UNIT ON PRE-FABRICATED COMPOSITE BASE. INTERCONNECT WITH OUTDOOR UNIT FOR A COMPLETE WORKING SYSTEM. EXTEND CONDENSATE PIPING THRU EXTERIOR WALL TO ROOF DRAIN.
19. UNDER BASE BID "B" ELECTRICAL CONTRACTOR MODIFY EXISTING NEARBY PANELBOARD/BREAKERS AS REQUIRED AND EXTEND NEW 25A, 240V, SINGLE PHASE, (2)#10, #10G, 3/4"C CIRCUIT WITH DISCONNECT FROM EXISTING PANEL TO SERVE NEW OUTDOOR HEAT PUMP UNIT AND EXTEND POWER AS REQUIRED FOR INDOOR UNIT AND INTERCONNECT FOR A COMPLETE WORKING SYSTEM.
20. EXTEND/MODIFY EXISTING 120V CIRCUITS FROM THIS PANEL AS REQUIRED FOR NEW ELEVATOR CAB LIGHTS, ETC. EXTEND POWER CIRCUIT FROM EXISTING 120V PANELBOARD AND INSTALL NEW LOCKABLE, FUSED TOGGLE SWITCH ON WALL AND EXTEND POWER TO ELEVATOR CAB LIGHTS
21. EXTEND/MODIFY EXISTING 120V CIRCUITS FROM THIS PANEL ABOVE DOOR AS REQUIRED FOR NEW ELEVATOR CONTROL BOX
22. EXISTING PANELBOARDS TO REMAIN
23. INSTALL NEW LED LIGHT FIXTURE EQUAL TO: LITHONIA CLX-L48-4000LM-SEF-RDL-120-40K-80CRI-WH U, EXTEND EXISTING ELECTRICAL CIRCUITS IN CONDUIT AS REQUIRED - BASE BID "B".
24. EXISTING SHELVING UNITS TO BE RELOCATED BY OWNER (N.I.C.)
25. BASE BID "B" CONTRACTOR TO PROVIDE (2) NEW FIRE EXTINGUISHERS WITH WALL MOUNTED BRACKETS, DRY CHEMICAL TYPE ABC, UL RATED 10 LB. NOMINAL CAPACITY, EQUAL TO JL INDUSTRIES OR APPROVED EQUAL. MOUNTING LOCATIONS TO BE COORDINATED WITH OWNER.
26. BASE BID "B" CONTRACTOR TO INSTALL NEW CIRCUIT TO NEW GFCI RECEPTACLE, (2) LOCATIONS
27. BASE BID "B" CONTRACTOR TO INSTALL REMOVABLE CHAIN LINK FENCE PANEL AND 3'-0" WIDE SLIDING OR ROLLING GATE IN EXISTING OPENING BETWEEN MACHINE ROOM AND ENTRY ROOM
28. BASE BID "B" CONTRACTOR TO INSTALL NEW ADDRESSABLE FIRE/SMOKE DETECTOR ABOVE THE ELEVATOR MACHINES AND CONNECT TO EXISTING ADDRESSABLE FIRE ALARM SYSTEM PANEL IN MECHANICAL ROOM ON GROUND FLOOR, SEE DWGS. A101 , G001
29. EXISTING CABINET HEATER AND ASSOCIATED WIRING / PIPING TO BE REMOVED - BASE BID "B"
30. EXISTING DISCONNECT SWITCH TO REMAIN
31. BASE BID "B" CONTRACTOR TO INSTALL NEW ADDRESSABLE RELAY AT NEW ELEVATOR CONTROL PANEL AND CONNECT TO EXISTING ADDRESSABLE FIRE ALARM SYSTEM PANEL IN MECHANICAL ROOM ON GROUND FLOOR, SEE DWG. A101
32. EXISTING CONDUIT TO BE RELOCATED AS REQUIRED TO BE CONTAINED WITHIN NEW CHAIN LINK ENCLOSURE



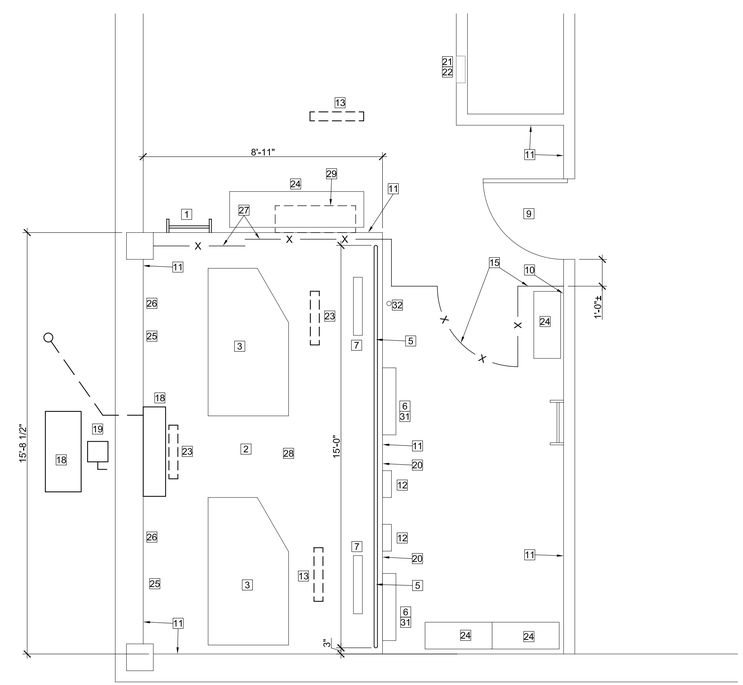
EAST ELEVATORS MACHINE ROOM FLOOR PLAN

SCALE: 3/8" = 1'-0"

0 2 4

NORTH

NOTE:
FOR ALL INFORMATION REGARDING FIRE ALARM SYSTEMS, WIRING, ETC. CONTACT UNITED SYSTEMS - MIKE MELTON, (217) 228-0315, mmelton@4unitedsystems.com

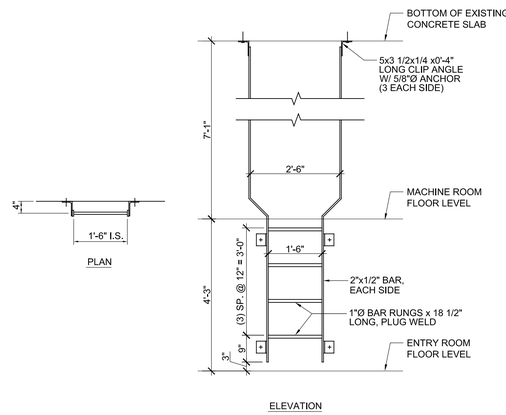


WEST ELEVATORS MACHINE ROOM FLOOR PLAN

SCALE: 3/8" = 1'-0"

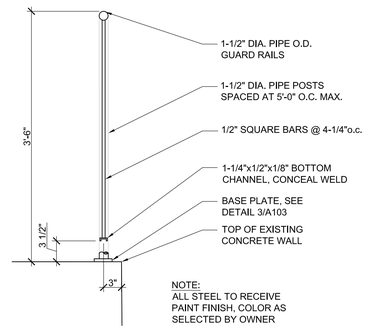
0 2 4

NORTH



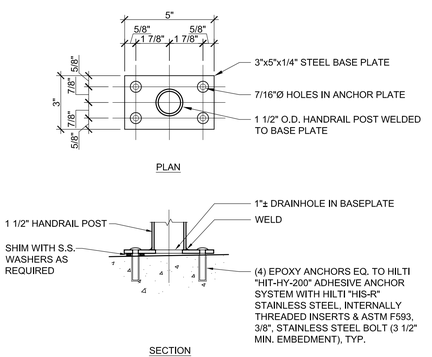
1 LADDER DETAIL

SCALE: 1/2" = 1'-0"



2 GUARDRAIL DETAIL

SCALE: 1" = 1'-0"



3 BASE PLATE DETAIL

SCALE: 3" = 1'-0"

© ARCHITECHNICS INC.

ARCHITECHNICS
architects • engineers • interior designers
510 Maine Street, Quincy, IL 62301 • 217-222-0554 • info@architechnics.com
DESIGN FIRM NO. 184.001426

CURRENT DATE: 4/23/2021

LICENSED ARCHITECT PAUL W. HEYDORN 001.026559 STATE OF ILLINOIS

LICENSE EXPIRES: 11/30/22

ELEVATOR MODERNIZATION FOR:

ADAMS COUNTY COURTHOUSE

521 VERMONT STREET, QUINCY, ILLINOIS 62301

ISSUED FOR BIDDING

ISSUE DATE: **4/23/2021**

REVISIONS

PROJECT NUMBER: **6090**

MACHINE ROOM FLOOR PLANS AND DETAILS

DWG. NO.

A103