

**PROJECT MANUAL
FOR
HEALTH LIFE SAFETY WORK:
LIGHTING FIXTURE REPLACEMENT AT
PAYSON ELEMENTARY AND JR/SR HIGH SCHOOLS**


404 W. State and 420 W. Brainard
PAYSON, IL 62360

PREPARED FOR:
PAYSON CUSD #1
406 W. State
Payson, Illinois 62360

BY:
ARCHITECHNICS
510 Maine Street
Quincy, Illinois 62301

February 6, 2019

Design Firm 184.004061
Architect / Engineer's Project Number: 5785



Isaac D. Miller, P.E.
Registered Professional Engineer License 062.061029
License Expires: 11/30/19

2-6-19
Date

ARCHITECHNICS
architects • engineers • interior designers

**SECTION 00 0101
PROJECT TITLE PAGE**

**Health Life Safety Work:
Lighting Fixture Replacement at
Payson Elementary and Jr/Sr High Schools
404 W. State and 420 W. Brainard
Payson, IL 62360**

ARCHITECHNICS PROJECT NO. 5785

OWNER	PAYSON CUSD #1
ARCHITECT / ENGINEER	ARCHITECHNICS, INC 510 MAINE STREET, 10TH FLOOR QUINCY, IL 62301
CURRENT DATE	02/06/2019

I hereby certify that the portion of this technical submission described below was prepared by me or under my direct supervision and responsible charge. I am duly licensed under the laws of the State of Illinois.



Copyright by ARCHITECHNICS. Reproduction of the material herein without the written permission of Architechnics, Inc. violates the Copyright Laws of the United States of America and will be subject to Legal Prosecution.

SECTION 00 01100
TABLE OF CONTENTS

DIVISION 00 – PROCUREMENT AND CONTRACTING REQUIREMENTS

00 0101	Project Title Page
00 0110	Table of Contents
00 1113	Advertisement for Bids
00 2113	Instructions to Bidders - AIA Document A701
00 2115	Supplementary Instructions to Bidders
00 2600	Proposed Equivalent Product Procedures
00 4200	Bid Proposal
00 4313	Bid Security Form
00 4325	Proposed Equivalent Product Request Form
00 4550	Illinois Employment Practices
00 4850	Certificate of Compliance with Illinois Drug-Free Workplace Act
00 4870	Certificate of Compliance with Illinois Human Rights Act
00 4880	Certificate Regarding Criminal Background Investigations
00 5200	Standard Short Form of Agreement – AIA Document A105
00 6113	Performance and Payment Bond
00 7200	Standard General Conditions – AIA Document A201
00 7300	Supplementary Conditions
00 7334	Requirements for Substance Abuse Prevention Program
00 7343	Wage Rate Requirements

DIVISION 01 – GENERAL REQUIREMENTS

01 1000	Summary of Work
01 1419	Use of Site
01 2500	Substitution Procedures
01 2600	Contract Modification Procedures
01 2900	Payment Procedures
01 3100	Project Management and Coordination
01 3300	Submittals Procedures
01 4000	Quality Requirements
01 4100	Regulatory Requirements
01 6600	Product Storage and Handling Procedures
01 7700	Closeout Procedures
01 7823	Operation and Maintenance Data
01 7839	Project Record Documents

DIVISION 26 – ELECTRICAL

26 0500	Electrical General Provisions
26 0510	Electrical Demolition
26 0519	Low-Voltage Electrical Power Conductors and Cables
26 0526	Grounding and Bonding for Electrical Systems
26 0533	Raceway and Boxes for Electrical Systems
26 0553	Identification for Electrical Systems
26 2726	Wiring Devices
26 5113	Interior Lighting
26 5600	Exterior Lighting

END OF SECTION 00 0110

This page intentionally left blank.

**SECTION 00 1113
ADVERTISEMENT FOR BIDS**

1. Sealed Bids will be received by the Payson CUSD #1, Payson, Adams County, Illinois for installation of the following:

HEALTH LIFE SAFETY WORK:
LIGHTING FIXTURE REPLACEMENT AT:
PAYSON ELEMENTARY AND JR/SR HIGH SCHOOLS
404 W. State and 420 W. Brainard, Payson, IL 62360

Bids will be received at the place, time and date hereinafter stated **and publicly opened**.

PLACE: Office of Architechnics, Inc., 510 Maine Street, Floor 10, Quincy, IL 62301

TIME: 2:00 p.m. Local Prevailing Time

DATE: Tuesday, February 19, 2019.

2. A Non-mandatory Pre-Bid Meeting will be held Tuesday, February 12, 2019, at 3:30 p.m. at the project site to review the project with prospective bidders. Meeting will commence at the district office in the Elementary School.

3. Construction shall be in full accordance with the Bidding Documents which are on file with the Owner and may be examined by prospective bidders at the following locations:

Payson CUSD #1 District Office
406 W. State
Payson, IL 62360

Office of the Architect / Engineer
Architechnics
510 Maine Street
Quincy, IL 62301

Plans and Specifications for bidding purposes are available at the offices of the Architect, ARCHITECHNICS, 510 Maine St., Quincy, IL 62301. A refundable deposit of \$100.00 (paper) will be required for use of the Plans and Specifications for bidding purposes. A \$50.00 non-refundable fee will be required for digital files.

4. Bids shall be accompanied by a Bid Bond in the amount of 5% of the **TOTAL BASE BID**. A certified check or bank draft, payable to the order of the **Payson CUSD #1** equal to this amount will be an acceptable Bid Bond.

Pursuant to Section 10-20.21 of the School Code, awards will be made to the lowest responsible bidder as reasonably determined by the Board of Education considering conformity with specifications, terms of delivery, quality and serviceability. In evaluating these factors, the Board will necessarily consider and compare (relative to the other bidders) the experience of the bidder on this type of project or similar projects, AND the performance history of the bidder regarding conformity with specifications, meeting terms of delivery and quality of work AND the performance history and ability of the bidder to complete the project on time, to service the product (including response time to service calls) and workmanship on the project. **THE BOARD OF EDUCATION IS NOT OBLIGATED TO ACCEPT THE LOWEST DOLLAR BID AND RESERVES THE RIGHT TO REJECT ANY AND ALL BIDS OR TO WAIVE ANY INFORMALITIES, IRREGULARITIES, TECHNICALITIES, OR DEFECTS IN ANY BID SHOULD THE BOARD DEEM IT IN THE BEST INTEREST OF THE**

SCHOOL DISTRICT TO DO SO.

Awards, if made, will be made within sixty (60) days following the opening of these bids.

Labor Statutes, Prevailing Wage Rates - In the employment and use of labor, contractors will be required to conform to all Illinois statutory requirements regarding labor and to pay not less than the prevailing rate of wages for all classifications of labor as determined by the Illinois Department of Labor. Prevailing wages are subject to change. Rates are available at the office of the Adams County Clerk, 521 Vermont Street, Quincy, Illinois 62301. Certified payroll records shall comply with the requirement of 820 ILCS 130/5.

5. Prospective bidders must comply with 30 Illinois Compiled Statutes 570 et seq. regarding preference to Illinois citizens or public works projects.
6. The bidder shall comply with the applicable provisions of the Illinois Human Rights Act specifically including but not limited to the requirement of 775 ILCS 5/2-105 that bidder shall have a written sexual harassment policy in place including at a minimum those requirements of such statutory provision. Said policy must be filed with Payson CUSD #1 prior to commencing work.
7. The bidder shall comply with the requirement of 820 ILCS 265/15 that bidder shall have a written substance abuse prevention program in place including at a minimum those requirements of such statutory provision. Said program must be filed with the Payson CUSD #1 prior to commencing work.
8. All construction work on this project must be completed on or before **August 9, 2019.**

Board of Education
Payson CUSD #1
Payson, Illinois

END OF SECTION 00 1113

AIA® Document A701™ – 2018

Instructions to Bidders

for the following Project:

(Name, location, and detailed description)

Health Life Safety Work: Lighting Fixture Replacement at Payson Elementary and JR-SR High
404 W. State and 420 W. Brainard
Payson, IL 62360

THE OWNER:

(Name, legal status, address, and other information)

Payson CUSD #1
406 W. State Street
Payson, IL 62360

THE ARCHITECT:

(Name, legal status, address, and other information)

Architechnics, Inc.
510 Maine Street
Quincy, IL 62301

TABLE OF ARTICLES

- 1 DEFINITIONS**
- 2 BIDDER'S REPRESENTATIONS**
- 3 BIDDING DOCUMENTS**
- 4 BIDDING PROCEDURES**
- 5 CONSIDERATION OF BIDS**
- 6 POST-BID INFORMATION**
- 7 PERFORMANCE BOND AND PAYMENT BOND**
- 8 ENUMERATION OF THE PROPOSED CONTRACT DOCUMENTS**

ADDITIONS AND DELETIONS:

The author of this document has added information needed for its completion. The author may also have revised the text of the original AIA standard form. An *Additions and Deletions Report* that notes added information as well as revisions to the standard form text is available from the author and should be reviewed. A vertical line in the left margin of this document indicates where the author has added necessary information and where the author has added to or deleted from the original AIA text.

This document has important legal consequences. Consultation with an attorney is encouraged with respect to its completion or modification.

FEDERAL, STATE, AND LOCAL LAWS MAY IMPOSE REQUIREMENTS ON PUBLIC PROCUREMENT CONTRACTS. CONSULT LOCAL AUTHORITIES OR AN ATTORNEY TO VERIFY REQUIREMENTS APPLICABLE TO THIS PROCUREMENT BEFORE COMPLETING THIS FORM.

It is intended that AIA Document G612™–2017, Owner's Instructions to the Architect, Parts A and B will be completed prior to using this document.

ARTICLE 1 DEFINITIONS

§ 1.1 Bidding Documents include the Bidding Requirements and the Proposed Contract Documents. The Bidding Requirements consist of the advertisement or invitation to bid, Instructions to Bidders, supplementary instructions to bidders, the bid form, and any other bidding forms. The Proposed Contract Documents consist of the unexecuted form of Agreement between the Owner and Contractor and that Agreement's Exhibits, Conditions of the Contract (General, Supplementary and other Conditions), Drawings, Specifications, all Addenda, and all other documents enumerated in Article 8 of these Instructions.

§ 1.2 Definitions set forth in the General Conditions of the Contract for Construction, or in other Proposed Contract Documents apply to the Bidding Documents.

§ 1.3 Addenda are written or graphic instruments issued by the Architect, which, by additions, deletions, clarifications, or corrections, modify or interpret the Bidding Documents.

§ 1.4 A Bid is a complete and properly executed proposal to do the Work for the sums stipulated therein, submitted in accordance with the Bidding Documents.

§ 1.5 The Base Bid is the sum stated in the Bid for which the Bidder offers to perform the Work described in the Bidding Documents, to which Work may be added or deleted by sums stated in Alternate Bids.

§ 1.6 An Alternate Bid (or Alternate) is an amount stated in the Bid to be added to or deducted from, or that does not change, the Base Bid if the corresponding change in the Work, as described in the Bidding Documents, is accepted.

§ 1.7 A Unit Price is an amount stated in the Bid as a price per unit of measurement for materials, equipment, or services, or a portion of the Work, as described in the Bidding Documents.

§ 1.8 A Bidder is a person or entity who submits a Bid and who meets the requirements set forth in the Bidding Documents.

§ 1.9 A Sub-bidder is a person or entity who submits a bid to a Bidder for materials, equipment, or labor for a portion of the Work.

ARTICLE 2 BIDDER'S REPRESENTATIONS

§ 2.1 By submitting a Bid, the Bidder represents that:

- .1 the Bidder has read and understands the Bidding Documents;
- .2 the Bidder understands how the Bidding Documents relate to other portions of the Project, if any, being bid concurrently or presently under construction;
- .3 the Bid complies with the Bidding Documents;
- .4 the Bidder has visited the site, become familiar with local conditions under which the Work is to be performed, and has correlated the Bidder's observations with the requirements of the Proposed Contract Documents;
- .5 the Bid is based upon the materials, equipment, and systems required by the Bidding Documents without exception; and
- .6 the Bidder has read and understands the provisions for liquidated damages, if any, set forth in the form of Agreement between the Owner and Contractor.

ARTICLE 3 BIDDING DOCUMENTS

§ 3.1 Distribution

§ 3.1.1 Bidders shall obtain complete Bidding Documents, as indicated below, from the issuing office designated in the advertisement or invitation to bid, for the deposit sum, if any, stated therein.

(Indicate how, such as by email, website, host site/platform, paper copy, or other method Bidders shall obtain Bidding Documents.)

As stated in the Advertisement for Bids

§ 3.1.2 Any required deposit shall be refunded to Bidders who submit a bona fide Bid and return the paper Bidding Documents in good condition within ten days after receipt of Bids. The cost to replace missing or damaged paper documents will be deducted from the deposit. A Bidder receiving a Contract award may retain the paper Bidding Documents, and the Bidder's deposit will be refunded.

§ 3.1.3 Bidding Documents will not be issued directly to Sub-bidders unless specifically offered in the advertisement or invitation to bid, or in supplementary instructions to bidders.

§ 3.1.4 Bidders shall use complete Bidding Documents in preparing Bids. Neither the Owner nor Architect assumes responsibility for errors or misinterpretations resulting from the use of incomplete Bidding Documents.

§ 3.1.5 The Bidding Documents will be available for the sole purpose of obtaining Bids on the Work. No license or grant of use is conferred by distribution of the Bidding Documents.

§ 3.2 Modification or Interpretation of Bidding Documents

§ 3.2.1 The Bidder shall carefully study the Bidding Documents, shall examine the site and local conditions, and shall notify the Architect of errors, inconsistencies, or ambiguities discovered and request clarification or interpretation pursuant to Section 3.2.2.

§ 3.2.2 Requests for clarification or interpretation of the Bidding Documents shall be submitted by the Bidder in writing and shall be received by the Architect at least seven days prior to the date for receipt of Bids.

(Indicate how, such as by email, website, host site/platform, paper copy, or other method Bidders shall submit requests for clarification and interpretation.)

Requests should be submitted by email. NO Exceptions

§ 3.2.3 Modifications and interpretations of the Bidding Documents shall be made by Addendum. Modifications and interpretations of the Bidding Documents made in any other manner shall not be binding, and Bidders shall not rely upon them.

§ 3.3 Substitutions

§ 3.3.1 The materials, products, and equipment described in the Bidding Documents establish a standard of required function, dimension, appearance, and quality to be met by any proposed substitution.

§ 3.3.2 Substitution Process

§ 3.3.2.1 Written requests for substitutions shall be received by the Architect at least ten days prior to the date for receipt of Bids. Requests shall be submitted in the same manner as that established for submitting clarifications and interpretations in Section 3.2.2.

§ 3.3.2.2 Bidders shall submit substitution requests on a Substitution Request Form if one is provided in the Bidding Documents.

§ 3.3.2.3 If a Substitution Request Form is not provided, requests shall include (1) the name of the material or equipment specified in the Bidding Documents; (2) the reason for the requested substitution; (3) a complete description of the proposed substitution including the name of the material or equipment proposed as the substitute, performance and test data, and relevant drawings; and (4) any other information necessary for an evaluation. The request shall include a statement setting forth changes in other materials, equipment, or other portions of the Work, including changes in the work of other contracts or the impact on any Project Certifications (such as LEED), that will result from incorporation of the proposed substitution.

§ 3.3.3 The burden of proof of the merit of the proposed substitution is upon the proposer. The Architect's decision of approval or disapproval of a proposed substitution shall be final.

§ 3.3.4 If the Architect approves a proposed substitution prior to receipt of Bids, such approval shall be set forth in an Addendum. Approvals made in any other manner shall not be binding, and Bidders shall not rely upon them.

§ 3.3.5 No substitutions will be considered after the Contract award unless specifically provided for in the Contract Documents.

§ 3.4 Addenda

§ 3.4.1 Addenda will be transmitted to Bidders known by the issuing office to have received complete Bidding Documents.

(Indicate how, such as by email, website, host site/platform, paper copy, or other method Addenda will be transmitted.)

Addenda will be distributed by email.

§ 3.4.2 Addenda will be available where Bidding Documents are on file.

§ 3.4.3 Addenda will be issued no later than four days prior to the date for receipt of Bids, except an Addendum withdrawing the request for Bids or one which includes postponement of the date for receipt of Bids.

§ 3.4.4 Prior to submitting a Bid, each Bidder shall ascertain that the Bidder has received all Addenda issued, and the Bidder shall acknowledge their receipt in the Bid.

ARTICLE 4 BIDDING PROCEDURES

§ 4.1 Preparation of Bids

§ 4.1.1 Bids shall be submitted on the forms included with or identified in the Bidding Documents.

§ 4.1.2 All blanks on the bid form shall be legibly executed. Paper bid forms shall be executed in a non-erasable medium.

§ 4.1.3 Sums shall be expressed in both words and numbers, unless noted otherwise on the bid form. In case of discrepancy, the amount entered in words shall govern.

§ 4.1.4 Edits to entries made on paper bid forms must be initialed by the signer of the Bid.

§ 4.1.5 All requested Alternates shall be bid. If no change in the Base Bid is required, enter "No Change" or as required by the bid form.

§ 4.1.6 Where two or more Bids for designated portions of the Work have been requested, the Bidder may, without forfeiture of the bid security, state the Bidder's refusal to accept award of less than the combination of Bids stipulated by the Bidder. The Bidder shall neither make additional stipulations on the bid form nor qualify the Bid in any other manner.

§ 4.1.7 Each copy of the Bid shall state the legal name and legal status of the Bidder. As part of the documentation submitted with the Bid, the Bidder shall provide evidence of its legal authority to perform the Work in the jurisdiction where the Project is located. Each copy of the Bid shall be signed by the person or persons legally authorized to bind the Bidder to a contract. A Bid by a corporation shall further name the state of incorporation and have the corporate seal affixed. A Bid submitted by an agent shall have a current power of attorney attached, certifying the agent's authority to bind the Bidder.

§ 4.1.8 A Bidder shall incur all costs associated with the preparation of its Bid.

§ 4.2 Bid Security

§ 4.2.1 Each Bid shall be accompanied by the following bid security:

(Insert the form and amount of bid security.)

As indicated in the Advertisement for Bids

§ 4.2.2 The Bidder pledges to enter into a Contract with the Owner on the terms stated in the Bid and shall, if required, furnish bonds covering the faithful performance of the Contract and payment of all obligations arising thereunder. Should the Bidder refuse to enter into such Contract or fail to furnish such bonds if required, the amount

of the bid security shall be forfeited to the Owner as liquidated damages, not as a penalty. In the event the Owner fails to comply with Section 6.2, the amount of the bid security shall not be forfeited to the Owner.

§ 4.2.3 If a surety bond is required as bid security, it shall be written on AIA Document A310™, Bid Bond, unless otherwise provided in the Bidding Documents. The attorney-in-fact who executes the bond on behalf of the surety shall affix to the bond a certified and current copy of an acceptable power of attorney. The Bidder shall provide surety bonds from a company or companies lawfully authorized to issue surety bonds in the jurisdiction where the Project is located.

§ 4.2.4 The Owner will have the right to retain the bid security of Bidders to whom an award is being considered until (a) the Contract has been executed and bonds, if required, have been furnished; (b) the specified time has elapsed so that Bids may be withdrawn; or (c) all Bids have been rejected. However, if no Contract has been awarded or a Bidder has not been notified of the acceptance of its Bid, a Bidder may, beginning 60 days after the opening of Bids, withdraw its Bid and request the return of its bid security.

§ 4.3 Submission of Bids

§ 4.3.1 A Bidder shall submit its Bid as indicated below:

(Indicate how, such as by website, host site/platform, paper copy, or other method Bidders shall submit their Bid.)

As indicated in the Advertisement for Bids

§ 4.3.2 Paper copies of the Bid, the bid security, and any other documents required to be submitted with the Bid shall be enclosed in a sealed opaque envelope. The envelope shall be addressed to the party receiving the Bids and shall be identified with the Project name, the Bidder's name and address, and, if applicable, the designated portion of the Work for which the Bid is submitted. If the Bid is sent by mail, the sealed envelope shall be enclosed in a separate mailing envelope with the notation "SEALED BID ENCLOSED" on the face thereof.

§ 4.3.3 Bids shall be submitted by the date and time and at the place indicated in the invitation to bid. Bids submitted after the date and time for receipt of Bids, or at an incorrect place, will not be accepted.

§ 4.3.4 The Bidder shall assume full responsibility for timely delivery at the location designated for receipt of Bids.

§ 4.3.5 A Bid submitted by any method other than as provided in this Section 4.3 will not be accepted.

§ 4.4 Modification or Withdrawal of Bid

§ 4.4.1 Prior to the date and time designated for receipt of Bids, a Bidder may submit a new Bid to replace a Bid previously submitted, or withdraw its Bid entirely, by notice to the party designated to receive the Bids. Such notice shall be received and duly recorded by the receiving party on or before the date and time set for receipt of Bids. The receiving party shall verify that replaced or withdrawn Bids are removed from the other submitted Bids and not considered. Notice of submission of a replacement Bid or withdrawal of a Bid shall be worded so as not to reveal the amount of the original Bid.

§ 4.4.2 Withdrawn Bids may be resubmitted up to the date and time designated for the receipt of Bids in the same format as that established in Section 4.3, provided they fully conform with these Instructions to Bidders. Bid security shall be in an amount sufficient for the Bid as resubmitted.

§ 4.4.3 After the date and time designated for receipt of Bids, a Bidder who discovers that it made a clerical error in its Bid shall notify the Architect of such error within two days, or pursuant to a timeframe specified by the law of the jurisdiction where the Project is located, requesting withdrawal of its Bid. Upon providing evidence of such error to the reasonable satisfaction of the Architect, the Bid shall be withdrawn and not resubmitted. If a Bid is withdrawn pursuant to this Section 4.4.3, the bid security will be attended to as follows:

(State the terms and conditions, such as Bid rank, for returning or retaining the bid security.)

Owner reserves the right to retain the bid security

ARTICLE 5 CONSIDERATION OF BIDS

§ 5.1 Opening of Bids

If stipulated in an advertisement or invitation to bid, or when otherwise required by law, Bids properly identified and received within the specified time limits will be publicly opened and read aloud. A summary of the Bids may be made available to Bidders.

§ 5.2 Rejection of Bids

Unless otherwise prohibited by law, the Owner shall have the right to reject any or all Bids.

§ 5.3 Acceptance of Bid (Award)

§ 5.3.1 It is the intent of the Owner to award a Contract to the lowest responsive and responsible Bidder, provided the Bid has been submitted in accordance with the requirements of the Bidding Documents. Unless otherwise prohibited by law, the Owner shall have the right to waive informalities and irregularities in a Bid received and to accept the Bid which, in the Owner's judgment, is in the Owner's best interests.

§ 5.3.2 Unless otherwise prohibited by law, the Owner shall have the right to accept Alternates in any order or combination, unless otherwise specifically provided in the Bidding Documents, and to determine the lowest responsive and responsible Bidder on the basis of the sum of the Base Bid and Alternates accepted.

ARTICLE 6 POST-BID INFORMATION

§ 6.1 Contractor's Qualification Statement

Bidders to whom award of a Contract is under consideration shall submit to the Architect, upon request and within the timeframe specified by the Architect, a properly executed AIA Document A305™, Contractor's Qualification Statement, unless such a Statement has been previously required and submitted for this Bid.

§ 6.2 Owner's Financial Capability

A Bidder to whom award of a Contract is under consideration may request in writing, fourteen days prior to the expiration of the time for withdrawal of Bids, that the Owner furnish to the Bidder reasonable evidence that financial arrangements have been made to fulfill the Owner's obligations under the Contract. The Owner shall then furnish such reasonable evidence to the Bidder no later than seven days prior to the expiration of the time for withdrawal of Bids. Unless such reasonable evidence is furnished within the allotted time, the Bidder will not be required to execute the Agreement between the Owner and Contractor.

§ 6.3 Submittals

§ 6.3.1 After notification of selection for the award of the Contract, the Bidder shall, as soon as practicable or as stipulated in the Bidding Documents, submit in writing to the Owner through the Architect:

- .1 a designation of the Work to be performed with the Bidder's own forces;
- .2 names of the principal products and systems proposed for the Work and the manufacturers and suppliers of each; and
- .3 names of persons or entities (including those who are to furnish materials or equipment fabricated to a special design) proposed for the principal portions of the Work.

§ 6.3.2 The Bidder will be required to establish to the satisfaction of the Architect and Owner the reliability and responsibility of the persons or entities proposed to furnish and perform the Work described in the Bidding Documents.

§ 6.3.3 Prior to the execution of the Contract, the Architect will notify the Bidder if either the Owner or Architect, after due investigation, has reasonable objection to a person or entity proposed by the Bidder. If the Owner or Architect has reasonable objection to a proposed person or entity, the Bidder may, at the Bidder's option, withdraw the Bid or submit an acceptable substitute person or entity. The Bidder may also submit any required adjustment in the Base Bid or Alternate Bid to account for the difference in cost occasioned by such substitution. The Owner may accept the adjusted bid price or disqualify the Bidder. In the event of either withdrawal or disqualification, bid security will not be forfeited.

§ 6.3.4 Persons and entities proposed by the Bidder and to whom the Owner and Architect have made no reasonable objection must be used on the Work for which they were proposed and shall not be changed except with the written consent of the Owner and Architect.

ARTICLE 7 PERFORMANCE BOND AND PAYMENT BOND

§ 7.1 Bond Requirements

§ 7.1.1 If stipulated in the Bidding Documents, the Bidder shall furnish bonds covering the faithful performance of the Contract and payment of all obligations arising thereunder.

§ 7.1.2 If the furnishing of such bonds is stipulated in the Bidding Documents, the cost shall be included in the Bid. If the furnishing of such bonds is required after receipt of bids and before execution of the Contract, the cost of such bonds shall be added to the Bid in determining the Contract Sum.

§ 7.1.3 The Bidder shall provide surety bonds from a company or companies lawfully authorized to issue surety bonds in the jurisdiction where the Project is located.

§ 7.1.4 Unless otherwise indicated below, the Penal Sum of the Payment and Performance Bonds shall be the amount of the Contract Sum.

(If Payment or Performance Bonds are to be in an amount other than 100% of the Contract Sum, indicate the dollar amount or percentage of the Contract Sum.)

§ 7.2 Time of Delivery and Form of Bonds

§ 7.2.1 The Bidder shall deliver the required bonds to the Owner not later than three days following the date of execution of the Contract. If the Work is to commence sooner in response to a letter of intent, the Bidder shall, prior to commencement of the Work, submit evidence satisfactory to the Owner that such bonds will be furnished and delivered in accordance with this Section 7.2.1.

§ 7.2.2 Unless otherwise provided, the bonds shall be written on AIA Document A312, Performance Bond and Payment Bond.

§ 7.2.3 The bonds shall be dated on or after the date of the Contract.

§ 7.2.4 The Bidder shall require the attorney-in-fact who executes the required bonds on behalf of the surety to affix to the bond a certified and current copy of the power of attorney.

ARTICLE 8 ENUMERATION OF THE PROPOSED CONTRACT DOCUMENTS

§ 8.1 Copies of the proposed Contract Documents have been made available to the Bidder and consist of the following documents:

- .1 AIA Document A105™-2017, Standard Short Form of Agreement Between Owner and Contractor, unless otherwise stated below.
(Insert the complete AIA Document number, including year, and Document title.)

.2

(Paragraph Deleted)

- .3 AIA Document A201™-2017, General Conditions of the Contract for Construction, unless otherwise stated below.
(Insert the complete AIA Document number, including year, and Document title.)

.4

(Paragraph Deleted)

.5 Drawings

Number	Title	Date
Full Set	Health Life Safety Work: Lighting Fixture Replacement at Payson Elementary and Jr / Sr High School	February 6, 2019

.6 Specifications

Section	Title	Date	Pages
Full Document	Health Life Safety Work: Lighting Fixture Replacement at Payson Elementary and Jr / Sr High school	February 6, 2019	All

.7 Addenda:

Number	Date	Pages
TBD		

(Paragraphs Deleted)

(Table Deleted)

(Paragraph Deleted)

(Table Deleted)

(Paragraphs Deleted)

Additions and Deletions Report for

AIA® Document A701™ – 2018

This Additions and Deletions Report, as defined on page 1 of the associated document, reproduces below all text the author has added to the standard form AIA document in order to complete it, as well as any text the author may have added to or deleted from the original AIA text. Added text is shown underlined. Deleted text is indicated with a horizontal line through the original AIA text.

Note: This Additions and Deletions Report is provided for information purposes only and is not incorporated into or constitute any part of the associated AIA document. This Additions and Deletions Report and its associated document were generated simultaneously by AIA software at 15:10:32 ET on 02/06/2019.

PAGE 1

Health Life Safety Work: Lighting Fixture Replacement at Payson Elementary and JR-SR High
404 W. State and 420 W. Brainard
Payson, IL 62360

...

Payson CUSD #1
406 W. State Street
Payson, IL 62360

...

Architechnics, Inc.
510 Maine Street
Quincy, IL 62301

PAGE 2

As stated in the Advertisement for Bids

PAGE 3

Requests should be submitted by email. NO Exceptions

PAGE 4

Addenda will be distributed by email.

...

As indicated in the Advertisement for Bids

PAGE 5

§ 4.2.4 The Owner will have the right to retain the bid security of Bidders to whom an award is being considered until (a) the Contract has been executed and bonds, if required, have been furnished; (b) the specified time has

Additions and Deletions Report for AIA Document A701™ – 2018. Copyright © 1970, 1974, 1978, 1987, 1997 and 2018 by The American Institute of Architects. All rights reserved. **WARNING:** This AIA® Document is protected by U.S. Copyright Law and International Treaties. Unauthorized reproduction or distribution of this AIA® Document, or any portion of it, may result in severe civil and criminal penalties, and will be prosecuted to the maximum extent possible under the law. This document was produced by AIA software at 15:10:32 ET on 02/06/2019 under Order No. 3902184019 which expires on 11/09/2019, and is not for resale.

User Notes:

(3B9ADA41)

elapsed so that Bids may be withdrawn; or (c) all Bids have been rejected. However, if no Contract has been awarded or a Bidder has not been notified of the acceptance of its Bid, a Bidder may, beginning 60 days after the opening of Bids, withdraw its Bid and request the return of its bid security.

...

As indicated in the Advertisement for Bids

...

Owner reserves the right to retain the bid security

PAGE 7

- .1 ~~AIA Document A101™ 2017, Standard A105™ 2017, Standard Short Form of Agreement Between Owner and Contractor, unless otherwise stated below.~~

...

- .2 ~~AIA Document A101™ 2017, Exhibit A, Insurance and Bonds, unless otherwise stated below.~~

...

~~(Insert the complete AIA Document number, including year, and Document title.)~~

...

- .4 ~~AIA Document E203™ 2013, Building Information Modeling and Digital Data Exhibit, dated as indicated below:~~

PAGE 8

~~(Insert the date of the E203-2013.)~~

...

Full Set

Health Life Safety
Work: Lighting Fixture
Replacement at Payson
Elementary and Jr / Sr
High School

February 6, 2019

...

Full Document

Health Life Safety
Work: Lighting Fixture
Replacement at Payson
Elementary and Jr / Sr
High school

February 6, 2019 All

...

TBD

...

~~8~~ Other Exhibits:

...

(Check all boxes that apply and include appropriate information identifying the exhibit where required.)

...

☐ AIA Document E204™ 2017, Sustainable Projects Exhibit, dated as indicated below:

...

(Insert the date of the E204 2017.)

...

☐ The Sustainability Plan:

...

Title	Date	Pages
-------	------	-------

...

☐ Supplementary and other Conditions of the Contract:

...

Document	Title	Date	Pages
----------	-------	------	-------

...

~~9~~ Other documents listed below:

...

(List here any additional documents that are intended to form part of the Proposed Contract Documents.)

Certification of Document's Authenticity

AIA® Document D401™ – 2003

I, Todd J Moore, hereby certify, to the best of my knowledge, information and belief, that I created the attached final document simultaneously with its associated Additions and Deletions Report and this certification at 15:10:32 ET on 02/06/2019 under Order No. 3902184019 from AIA Contract Documents software and that in preparing the attached final document I made no changes to the original text of AIA® Document A701™ - 2018, Instructions to Bidders, as published by the AIA in its software, other than those additions and deletions shown in the associated Additions and Deletions Report.

(Signed)

(Title)

(Dated)

**SECTION 00 2115
SUPPLEMENTARY INSTRUCTIONS TO BIDDERS**

1. PRECEDENCE OF SUPPLEMENTARY INSTRUCTIONS TO BIDDERS

These Supplementary Instructions to Bidders take precedence over the INSTRUCTIONS TO BIDDERS, AIA Document A701-18, as hereinafter stated.

2. MODIFICATIONS DELETIONS AND ADDITIONS

The Supplementary Instructions herein modify, delete from, and/or add to the Instructions to Bidders.

- a) Articles, or portions thereof, which are not specifically modified, deleted, or superseded hereby, remain in full effect.

3. OWNER

The "Owner" is: THE BOARD OF EDUCATION
PAYSON CUSD #1
PAYSON, ADAMS COUNTY, ILLINOIS 62360

4. PROJECT

The "Project" is: HEALTH LIFE SAFETY WORK:
LIGHTING FIXTURE REPLACEMENT AT:
PAYSON ELEMENTARY AND JR/SR HIGH SCHOOLS
PAYSON, IL 62360

5. BIDS REQUESTED/SCOPE OF WORK

Bids for construction of the Project will be submitted on the forms included with the Bidding Documents.

This project is generally described as:

BASE BID "A" – LIGHTING FIXTURE REPLACEMENT AT PAYSON ELEMENTARY SCHOOL

BASE BID "B" – LIGHTING FIXTURE REPLACEMENT AT PAYSON JR/SR HIGH SCHOOL

COMBINED BID "C" – LIGHTING FIXTURE REPLACEMENT AT PAYSON ELEMENTARY
AND JR/SR HIGH SCHOOLS

The Bidder shall include all accessories, trim, and all related work and sub-trades to provide a complete, neat, and finished installation.

6. BIDDING DOCUMENTS

Construction shall be in full accordance with the Bidding Documents which are on file with the Owner and may be examined by prospective bidders at the following locations:

Payson CUSD #1 District Office
406 W. State
Payson, IL 62360

Office of the Architect / Engineer
Architechnics
510 Maine Street, FL 10
Quincy, IL 62301

Plans and Specifications for bidding purposes are available at the offices of the Architect, ARCHITECHNICS, 510 Maine St., Quincy, IL 62301. A refundable deposit of \$100.00 (paper) will be required for use of the Plans and Specifications for bidding purposes. A \$50.00 non-refundable fee will be required for digital files.

7. SUBSTITUTIONS

See Section 00 2600 Proposed Equivalent Product Procedures.

8. BIDS

Bids shall be submitted on the forms included with the Bidding Documents. Bid Forms may be provided separately for bidding. Bid Forms shall become a part of the Contract documents.

One hard copy of the Bid must be submitted. A bona fide Bid must include the following items:

1. Fully completed Bid Form.
2. Bid Bond for the required amount indicated in the referenced paragraph.

Incomplete Bids will be rejected and unread.

No Bid submitted will be considered by the Owner unless such Bid is accompanied by a Bid Bond made payable to:

Board of Education
Payson CUSD #1
Payson, Adams County, Illinois 62360

In the amount of **5%** of the TOTAL BASE BID. A certified check or bank draft payable to the order of **Payson CUSD #1** in such amount is an acceptable Bid Bond.

Said Bid Bond shall be forfeited to the Owner in the event that any bidder to whom a contract is awarded fails to enter into Contract with the Owner for the work proposed in Bid.

Bid Bonds will be returned to unsuccessful bidders not later than fourteen (14) days after the formation of the Contract with a successful bidder.

9. DELIVERY OF PROPOSAL

Proposal shall be delivered to the Owner at **510 Maine Street – Floor 10, Quincy, Illinois**, in an opaque envelope marked "Sealed Bid Enclosed" bearing the title of the project and the name of the bidder.

10. PERFORMANCE AND LABOR/MATERIAL PAYMENT BONDS

The successful bidder, to whom a Contract is awarded, shall provide the Owner, within a period of fourteen (14) days following the date of the notice of such award, a Surety Company's Performance Bond and a Labor/Material Payment Bond, each in an amount equal to one hundred percent (100%) of the Contract Amount. Bonds shall remain in effect until total completion of project.

The Surety Company must have a Policy Holder's rating of A or better and a Financial Rating of Class XII or high in the A.M. Best Company's "KEY RATING GUIDE," and the form used will be acceptable to the Owner. The cost of the Bonds shall be included in the Contractor's Proposal.

11. CONTRACT AWARD

Pursuant to Section 10-20.21 of the School Code, awards will be made to the lowest responsible bidder as reasonably determined by the Board of Education considering conformity with specifications, terms of delivery, quality and serviceability. In evaluating these factors, the Board will necessarily consider and compare (relative to the other bidders) the experience of the bidder on this type of project or similar projects, AND the performance history of the bidder regarding conformity with specifications, meeting terms of delivery and quality of work AND the performance history and ability of the bidder to complete the project on time, to service the product (including response time to service calls) and workmanship on the project. THE BOARD OF EDUCATION IS NOT OBLIGATED TO ACCEPT THE LOWEST DOLLAR BID AND RESERVES THE RIGHT TO REJECT ANY AND ALL BIDS OR TO WAIVE ANY INFORMALITIES, IRREGULARITIES, TECHNICALITIES, OR DEFECTS IN ANY BID SHOULD THE BOARD DEEM IT IN THE BEST INTEREST OF THE SHOOOL DISTRICT TO DO SO.

12. NOTICE TO PROCEED

The successful bidder, if awarded the Contract, shall commence preliminary work immediately.

13. EXAMINATION OF SITE

The Bidder shall carefully examine the site and scope of work. No pleas of ignorance of conditions that exist or conditions or difficulties that may be encountered in the execution of the work as a result of failure to make a proper examination and investigation will be accepted as an excuse for any failure or omission on the part of the Bidder to fulfill in every detail all of the requirements of the Bidding Documents or will be accepted as a basis for any claims whatsoever for extra compensation.

14. FAMILIARIZATION WITH THE WORK

Before submitting his bid, the Bidder shall familiarize himself with the work, rules governing acceptance of his work, site where the work is performed, labor conditions, the conditions and facilities at the site for delivery and installation, all laws, regulations and other factors affecting performance of the work. The prospective bidder shall carefully correlate his observations with the requirement of the bidding documents and contact drawings, and otherwise satisfy himself of the expense and difficulties attending performance of the work, including delivery of material and equipment. The submission of a bid will constitute an incontrovertible representation by the bidder that he has complied with every requirement of this paragraph.

15. SPECIFIED MATERIALS AND EQUIPMENT

- a) No alterations or changes in the Plans, Specifications, or other instructions enclosed shall be permitted without express written consent of the Owner and Architect.
- b) Any prospective bidder who discovers ambiguities or is in doubt as to the true meaning of any part of the Bidding Documents shall promptly request Architect for an interpretation thereof.
- c) Interpretations will be made only by Addenda, duly issued, and copies of each Addendum will be mailed or delivered to each Bidding Document holder of record.
- d) Unless otherwise specified the Contractor shall provide all materials, tools, automotive and other construction equipment, which may be necessary for the completion of the work described in the specifications. The Contractor shall keep a competent representative on the job and employ persons skilled in the various phases of the work involved. All work shall be performed in a workmanlike manner.

- e) Products and manufacturers not named or specified may be considered upon request in writing to the Architect at least ten (10) days prior to receipt of bids. Products and manufacturers not specifically named or specified in the Bidding Documents, or Addenda or approved by the Architect will not be considered for use on this Project.

16. FAILURE TO EXECUTE CONTRACT

Failure to comply with any of the requirements of these Instructions to execute the Contract within ten (10) days after mailing as specified or to furnish specified bonds and certificates of insurance as required shall be just cause for the annulment of the award. In the event of such annulment of the award, the amount of the bid bond shall become the property of the Owner, not as a penalty, but as liquidated damages. Award may then be made to the next lowest responsible bidder as determined in accord with paragraph 8.

17. ACCESS, STORAGE, ETC. ON SITE

The Contractor shall have access during daylight hours to that portion of the site on which construction is involved. On-site storage of materials and equipment shall be subject to the written approval of Owner

18. PROTECTION OF BUILDING, SITE AND ADJOINING PROPERTIES

The Contractor shall be required to take the necessary precautionary measures to insure the protection of the building, site and adjoining properties from damage of any kind resulting from work on this Project. All costs of such precautionary measures, as well as the costs incurred in repair or replacement of damage inflicted, will be borne by the Contractor as a part of his work on this Project.

19. TAX EXEMPT

All bidders are hereby notified that this Project is exempt from Sales Tax on all materials. No bid shall, therefore, include such tax.

20. PROGRESS OF WORK/COMPLETION OF WORK

It is the intent of these Instructions to require aggressive progress to completion once the project is started.

The work shall begin on **June 3, 2019**. Work may begin earlier if approved by the Board of Education. Final and total completion of this project shall be on or before **August 9, 2019**.

"Total completion" shall be defined that the Contractor is 100% complete with any and all work (including punch list items), areas of the building under this contract are ready for occupancy and usage by the District, and all of the Contractor's equipment, tools, and supplies are removed from the site.

21. PREVAILING WAGE

Each contractor is required to pay not less than the general prevailing rate of hourly wages for work of a similar character in the locality in which the work is performed, and not less than general prevailing rate of hourly wages for legal holidays and overtime work, as determined by the **Board of Education, Payson CUSD #1**, and the **State of Illinois**, Illinois Department of Labor, pursuant to 820 ILCS 130 et seq. These rates are subject to change. Rates are available at the office of the Adams County Clerk, 521 Vermont Street, Quincy, Illinois 62301.

22. PRE-BID MEETING, SITE INSPECTION

Interested bidders shall visit the job site prior to Bid Due Date to familiarize themselves with job conditions and to ascertain the extent of required work necessary to complete installation as specified. A Non-mandatory Pre-Bid Meeting will be held for this project on **Tuesday, February 12, 2019 at 3:30 pm** at the project site to review the project with prospective bidders. To obtain access to the facilities (site) and schedule an additional site visit, Bidder shall call for an appointment: **Don Koettters (217) 257-5643**.

23. FACILITIES USAGE

Bidders are advised that the school's toilet facilities will not be available to workmen. STATE LAW PROHIBITS THE USE OF TOBACCO ON ALL SCHOOL PROPERTY. THIS MEANS THAT INSIDE AND OUTSIDE OF ALL BUILDINGS NO USE OF TOBACCO PRODUCTS WILL BE PERMITTED.

24. WORK RESTRICTIONS

None other than 6:00 a.m. to 7:00 p.m., unless given approval by the Owner.

25. DAILY CLEANUP

Contractor shall provide daily clean up of material and tools in work areas at the close of each workday unless otherwise approved in writing by the Owner or Architect.

26. WRITTEN SPECIFICATIONS

NO DEVIATION FROM THE BIDDING DOCUMENTS WILL BE PERMITTED OR ACCEPTED WITHOUT WRITTEN AUTHORIZATION, SIGNED BY BOTH THE ARCHITECT AND THE OWNER.

27. PROJECT CONTINGENCY ALLOWANCE

As indicated in the Bid Proposal, this project shall include a project contingency allowance of **\$5,000.00 for Base Bid "A" and \$5,000.00 for Base Bid "B" (\$10,000 for Combined Bid "C")**. This money is to be used only after the issuance of a Change Order. At close out of Contract, money remaining in the contingency allowance will be credited back to the Owner via a Change Order prepared by the Architect.

28. STATUTORY REQUIREMENTS

All applicable Federal and State laws, and the rules and regulations of all authorities having jurisdiction over construction of the project, shall apply to the Contract throughout, and they will be deemed to be included in the contract the same as though written therein full.

29. PROTECTIVE PRECAUTIONS

The Bidder, upon receiving contract acceptance, shall be able to proceed with work immediately after the published start date, subject to the following conditions.

- a) Submit, discuss and obtain approval of the proposed schedule of work from the Owner and the Architect.
- b) Every precaution must be taken to prevent any damage, loss or injury to any person, or to any property of the Owner.
- c) All utilities on the properties shall be kept in proper operating condition at all times. Should there be a need to temporarily disconnect any systems, the Contractor shall notify, in writing, the following entities, when the existing system is going to be inoperative, and that the site will be without a particular service for a period not to exceed one (1) day.

Give a minimum of two days notice to Owner.

1. Owner.
 2. Architect.
 3. The Fire Department.
 4. Any other entity or department appropriate or responsible for a specific service.
- d) The same notification shall be provided by the Contractor if any of the other utilities will be temporarily inoperative.
- e) It is mandatory that the fire lanes be kept free of any obstructions at all times, unless otherwise authorized by the Owner and the Fire Department.
- f) Parking for construction workers will be in areas as discussed with and designated by Owner, and must be strictly adhered to.
- g) During the initial start-up and commissioning phase, all fire alarm, security alarm, any other type of protection system and supervisory alarm MUST BE operable at all times when the buildings are occupied or could be occupied. If one of the systems is down, the Owner, Architect, fire department, and any other entity or department appropriate or responsible for a specific service must be notified. The Contractor is responsible for monitoring and maintaining these systems are operable and in safe condition at all times.

30. ASBESTOS/HAZARDOUS MATERIAL

No forms or types of asbestos or asbestos-containing products are permitted in this building project. By submitting a proposal of this project, the prime contractors and subcontractors, suppliers, etc. guarantee that no asbestos-containing products are being included.

In accordance with 40 CFR Part 763 which pertains to Asbestos Containing Materials and the Hazard Communication Standard (HCS) 29 CFR 1910.1200 notification is hereby given that asbestos containing materials and/or chemicals exist within the Payson CUSD buildings which you and/or your employees must be made aware.

Owner will meet the HCS and requirements for notification of short term workers by posting a notice on entrance doors of its buildings which will advise contractors, repair persons, installers, delivery persons, vendors and visitors to register in the Main Office where both the Asbestos Management Plan and Material Safety Data Sheets (MSDS) for chemicals can be viewed.

Owner further advises that any hazardous chemicals which you plan to bring into the School District Buildings during the performance of your work must be disclosed to Owner before bringing them upon the premises. This may be accomplished by either calling the information contained on the MSDS for that project to the District Office at 656-3323 or by faxing a copy of the MSDS to Risk Management at 656-4042.

Contractor will comply with all OSHA requirements, specifically including but not limited to the Hazard Communication Standard 29 CFR 1910.1200, Control of Hazardous Energy Standard 29 CFR 1910.147, and Combined Space Entry 29 CFR 1910.146.

31. CERTIFICATION OF COMPLIANCE WITH ARTICLE 33E OF THE CRIMINAL CODE OF 1961

By signing and submitting the Bid Form to the Owner, the Bidder certifies that the Bidder is not barred from bidding on the contract as a result of a conviction for either bid-rigging or bid rotating under Articles 33E of the Criminal Code of 1961.

32. PUBLIC CONTRACTORS - WRITTEN SEXUAL HARASSMENT POLICY

Public Act 87-1257, effective July 1, 1993, amends the Illinois Human Rights Act (Section 2-105) by requiring that every party to a public contract and every eligible bidder shall have a written sexual harassment policy that shall include, at a minimum, the following information.

- (i) The illegality of sexual harassment;
- (ii) The definition of sexual harassment under state law;
- (iii) A description of sexual harassment, utilizing examples;
- (iv) The contractor's internal complaint process including penalties;
- (v) The legal recourse, investigative and complaint process available through the Illinois Department of Human Rights and the Human Rights Commission;
- (vi) Direction on how to contact the Department and Commission; and
- (vii) Protection against retaliation as provided by Section 6-101 of the Human Rights Act.

Finally, the Bidder must provide a copy of such written policy to the Department of Human Rights upon request.

33. Owner's designated contact person on this project will be **Don Koettters at (217) 257-6543**.

34. SCHOOL BOARD – REQUESTS FOR INFORMATION FROM INDIVIDUAL MEMBERS OF THE BOARD OF EDUCATION

The Superintendent and the administrative team will make every effort to keep the Board of Education informed in all matters of business it deals with in the course of carrying out its duties. From time to time, the Board as a whole may request more information than was provided to them. Such requests will be acted upon by the entire Board of Education in the form of a directive to the Superintendent. Individual members of the Board of Education who have requests for special reports, extra information or other data, shall present such requests to the Superintendent who shall respond to such requests in consultation with the President of the Board of Education. The decision of the President and Superintendent is subject to review by the Board of Education. Board members as individuals shall not request information from anyone in the employ of the district, a private contractor doing business with the district or any employee of said contractor but shall make their requests through the Superintendent.

35. The contractor shall not send to any school building or school property any employee or agent who is a child sex offender as defined in the Child Sex Offender and Murdered Community Notification Act. It is the responsibility of the contractor to contact on a regular basis the local law enforcement authority where each employee or agent resides to determine if the employee is on the list of registered felons who have committed child sex offenses. The contractor shall also provide the District with the name and address of each employee who will perform work on school property and require that the employee submit to a criminal history background investigation.

36. SUBCONTRACTORS, SUPPLIERS AND OTHERS

a) If the OWNER or ENGINEER/ARCHITECT requires the identity of certain Subcontractors, Suppliers and individuals, or entities to be submitted in advance of the specified date prior to the Effective Date of the Agreement, the apparent Successful Bidder, and any other Bidder so requested, shall within five days after the Bid opening to submit to OWNER or ENGINEER/ARCHITECT a list of all such Subcontractors, Suppliers, individuals, or entities proposed for those portions of the work for which such identification is required. Such

list shall be accompanied by an experience statement with pertinent information regarding similar projects and other evidence of qualification for each such Subcontractor, Supplier, individual, or entity if requested by OWNER or ENGINEER/ARCHITECT. If OWNER or ENGINEER/ARCHITECT, after due investigation, has reasonable objection or cause to any proposed Subcontractor, Supplier, individual, or entity, OWNER or ENGINEER/ARCHITECT may before the Notice of Award is given, request apparent Successful Bidder to submit a substitute in which case the apparent Successful Bidder shall submit an acceptable substitute, and Bidder's Bid price will not change by such substitution.

- b) If apparent Successful Bidder declines to make any such substitution, OWNER may award the Contract to the next lowest Bidder that proposes to use acceptable Subcontractors, Suppliers, individuals, or entities. Declining to make requested substitutions will not constitute grounds for forfeiture of the Bid security of any Bidder. Any Subcontractor, Supplier, individual, or entity so listed and against which OWNER or ENGINEER/ARCHITECT makes no written objection prior to the giving of the Notice of Award will be deemed acceptable to OWNER and ENGINEER/ARCHITECT subject to revocation of such acceptance after the Effective Date of the Agreement as provided in Paragraph 6.06 of the General Conditions.
- c) CONTRACTOR shall not be required to employ any Subcontractor, Supplier, individual, or entity against whom CONTRACTOR has reasonable objection.

END OF SECTION 00 2115

**SECTION 00 2600
PROPOSED EQUIVALENT PRODUCT PROCEDURES**

PART 1 - GENERAL

1.1 DEFINITIONS

- A. Proposed Equivalent Product: Requests for changes in products, materials, equipment, and methods of construction from those indicated in the Procurement and Contracting Documents, submitted prior to receipt of bids.

1.2 QUALITY ASSURANCE

- A. Compatibility of Equivalents: Investigate and document compatibility of proposed equivalent products with related products and materials. Engage a qualified testing agency to perform compatibility tests recommended by manufacturers.

1.3 PROPOSED EQUIVALENT PRODUCT

- A. Proposed Equivalent Product, General: By submitting a bid, the Bidder represents that its bid is based on materials and equipment described in the Procurement and Contracting Documents, including Addenda. Bidders are encouraged to request approval of qualifying equivalent materials and equipment when the Specifications Sections list materials and equipment by product or manufacturer name.
- B. Proposed Equivalent Product will be received and considered by Owner when the following conditions are satisfied, as determined by Architect; otherwise requests will be returned without action:
 - 1. Extensive revisions to the Contract Documents are not required.
 - 2. Proposed changes are in keeping with the general intent of the Contract Documents, including the level of quality of the Work represented by the requirements therein.
 - 3. The request is made on the **Proposed Equivalent Product Request Form (Section 00 4325)** included in the Bidding Document is fully documented, and properly submitted.

1.4 SUBMITTALS

- A. Proposed Equivalent Product: Submit to Architect. Proposed Equivalent Product must be made in writing in compliance with the following requirements:
 - 1. Requests for substitution of materials and equipment will be considered if received no later than 10 days prior to date of bid opening, no exceptions.
 - 2. Submittal Format: Submit 2 copies of each written or electronic Proposed Equivalent Product Request Form included in the Bidding Documents.

B. Architect's Action:

1. Architect may request additional information or documentation necessary for evaluation of the Proposed Equivalent Product. Architect will notify all bidders of acceptance of the proposed substitute by means of an Addendum to the Procurement and Contracting Documents.

- C. Architect's approval of a substitute during bidding does not relieve Contractor of the responsibility to submit required shop drawings and to comply with all other requirements of the Contract Documents.

END OF SECTION 00 2600

**SECTION 00 4200
BID PROPOSAL**

DATE _____

TO: BOARD OF EDUCATION
PAYSON CUSD #1
PAYSON, ADAMS COUNTY, ILLINOIS

The undersigned offers the following proposal pertaining to
**HEALTH LIFE SAFETY WORK:
LIGHTING FIXTURE REPLACEMENT AT:
PAYSON ELEMENTARY AND JR/SR HIGH SCHOOLS**

Board of Education, Payson CUSD #1, Payson, Adams County, Illinois, in accord with the Bidding Documents prepared for this work, **Project No. 5785** by **ARCHITECHNICS**

The undersigned bidder, having inspected the site of the proposed work, having familiarized himself with all the conditions affecting the work, and having examined the Bidding Documents prepared by **ARCHITECHNICS** hereby proposes to furnish all labor, materials, equipment, and services for construction and installation of: **HEALTH LIFE SAFETY WORK: LIGHTING FIXTURE REPLACEMENT AT: PAYSON ELEMENTARY AND JR/SR HIGH SCHOOLS**

1. **CONSTRUCTION BASE BID – “A” – LIGHTING FIXTURE REPLACEMENT AT PAYSON ELEMENTARY SCHOOL** \$ _____
2. **PROJECT CONTINGENCY ALLOWANCE** \$ 5,000.00
(Refer to Supplementary Instructions to Bidders for Terms of Allowance)
3. **TOTAL BASE BID – “A” - CONSTRUCTION BASE BID PLUS PROJECT CONTINGENCY ALLOWANCE** \$ _____
4. **CONSTRUCTION BASE BID – “B” – LIGHTING FIXTURE REPLACEMENT AT PAYSON JR/SR HIGH SCHOOL** \$ _____
5. **PROJECT CONTINGENCY ALLOWANCE** \$ 5,000.00
(Refer to Supplementary Instructions to Bidders for Terms of Allowance)
6. **TOTAL BASE BID – “B” - CONSTRUCTION BASE BID PLUS PROJECT CONTINGENCY ALLOWANCE** \$ _____
7. **COMBINED BID – “C” – LIGHTING FIXTURE REPLACEMENT AT PAYSON ELEMENTARY AND JR/SR HIGH SCHOOLS** \$ _____
8. **PROJECT CONTINGENCY ALLOWANCE** \$ 10,000.00
(Refer to Supplementary Instructions to Bidders for Terms of Allowance)
9. **TOTAL COMBINED BID – “C” - CONSTRUCTION BASE BID PLUS PROJECT CONTINGENCY ALLOWANCE** \$ _____

10. ACKNOWLEDGE THE DATE BY WHICH THIS PROJECT
WILL BE SUBSTANTIALLY COMPLETED AND FINALLY
AND TOTALLY COMPLETED FOR USE AND OCCUPANCY
BY THE OWNER
(Refer to Item 20 - "Supplemental Instructions to Bidders") _____ (Initial)
11. BID DEPOSIT - Check box at right for compliance with 5%
Bid Deposit requirement. ☐
12. ADDENDA - Indicate receipt, by number of all Addenda issued
for this work. _____
13. **By submission of this bid, the bidder agrees that no deviation from the Bidding
Documents will be permitted without written authorization signed by both the Architect
and the School District.**
14. By submission of this bid, the bidder agrees that the bidder's official dollar bid figure listed on this
bid form on this project shall remain in effect for a period of sixty (60) days from the date of the bid
opening.
15. Any contract resulting from this bid will not be considered effective until all bonds and insurance
requirements listed in the Bidding Documents have been reviewed and approved in writing by the
Architect.
16. TOTAL CONTRACT AMOUNT ACCEPTED BY OWNER:

(Do not fill in this space; to be completed by Owner).

SIGNED:

ACCEPTED:

BOARD OF EDUCATION
PAYSON CUSD #1
PAYSON, ADAMS COUNTY, ILLINOIS

(NAME OF BIDDER)

(STREET ADDRESS)

(CITY, STATE)

(AUTHORIZED SIGNATURE, TITLE) (AUTHORIZED SIGNATURE, DATE)

END OF SECTION 00 4200

**SECTION 00 4313
BID SECURITY FORM**

Project: **HEALTH LIFE SAFETY WORK:**

LIGHTING FIXTURE REPLACEMENT AT: PAYSON ELEMENTARY AND JR/SR HIGH SCHOOLS

WE _____ as PRINCIPAL, and _____

as SURETY, are held and firmly bound unto the **PAYSON CUSD #1** hereinafter called "Owner" in the penal sum of 5% of the TOTAL BASE BID price, or for the amount specified in the "Bid Proposal" in effect on the date of invitation for bids. We bind ourselves, our heirs, executors, administrators, successors, and assigns, jointly to pay to the Owner this sum under the conditions of this instrument.

WHEREAS THE CONDITION OF THE FOREGOING OBLIGATION IS SUCH that, said PRINCIPAL is submitting a written proposal to the Owner for the construction of the work designated as the above section.

THEREFORE, if the proposal is accepted and a contract awarded to the PRINCIPAL by the Owner for the above-designated project, and the PRINCIPAL shall within Fourteen (14) days after award enter into a formal contract, furnish surety or cash bond guaranteeing the faithful performance of the work, and furnish evidence of the required insurance coverage, all as provided in the "General Conditions" and applicable Supplemental Conditions, then this obligation shall become void; otherwise it shall remain in full force and effect.

IN THE EVENT the Owner determines the PRINCIPAL has failed to enter into a formal contract in compliance with any requirements set forth in the preceding paragraph, then the Owner shall immediately be entitled to recover the full penal sum set out above together with all court costs, all attorney fees, and any other expense of recovery.

IN TESTIMONY WHEREOF, the said PRINCIPAL and the said SURETY have caused this instrument to be signed by their respective officers and their corporate seals to be hereunto affixed this _____

_____ day of _____ AD, 20 _____.

PRINCIPAL

(Company Name)

(Company Name)

By: _____
(Signature & Title)

By: _____
(Signature & Title)

(if PRINCIPAL is a joint venture of two or more contractors, the company names, seals and authorized signatures of each contractor must be affixed.)

SURETY

(Name of Surety)

By: _____
(Signature of Attorney-in-Fact)

STATE OF _____,

COUNTY OF _____

RETURN WITH BID

I, _____, a Notary Public in and for said County, do hereby
certify that _____

(Insert names of individuals signing on behalf of PRINCIPAL & SURETY)

who are each personally known to me to be the same persons whose names are subscribed to the
foregoing instrument on behalf of PRINCIPAL and SURETY, appeared before me this day in person and
acknowledged respectively, that they signed, sealed, and delivered said instrument as their free and
voluntary act for the uses and purposes therein set forth.

Given under my hand and notarial seal this _____ day of _____ A.D. 20_____.

My Commission expires _____

Notary Public

END OF SECTION 00 4313

**SECTION 00 4325
PROPOSED EQUIVALENT PRODUCT REQUEST FORM**

TO: Architechnics, Inc.

Project: Lighting Fixture Replacement at: Payson Elementary and JR/SR High Schools

We hereby submit for your consideration the following product instead of the specified item for the above project:

<u>Section</u>	<u>Paragraph</u>	<u>Specified Item</u>
----------------	------------------	-----------------------

Proposed Equivalent Product:_____

**Attach complete technical data including laboratory test if applicable.
Include complete information changes to Drawings and/or Specifications which proposed
equivalent product require for proper installation.**

Fill in blanks below, use additional sheets if necessary:

- A. Does the proposed equivalent product affect dimensions shown on Drawings?

- B. Will the undersigned pay for changes to building design, including engineering and detailing costs caused by proposed equivalent product, if any?

- C. What effect does proposed equivalent product have on other trades?

- D. Differences between proposed equivalent product and specified item?

- E. Manufacturer's guarantees of proposed and specified items are:

_____ Same _____ Different (explain on attachment)

The undersigned states that the function, appearance and quality are equivalent or superior to the specified item.

Submitted by:

For use by Design Consultant

Signature _____
Firm _____
Address _____
Telephone _____

Accepted	Accepted as Noted
Not Accepted	Received to Late
By _____	
Date _____	
Remarks _____	

END OF SECTION 00 4325

This page intentionally left blank.

**SECTION 00 4550
ILLINOIS EMPLOYMENT PRACTICES**

PART 1 - GENERAL

1.1 SUMMARY

- A. In addition to all other labor requirements set forth in this proposal and in the Standard Specifications, during the performance of this contract, the Contractor for itself, its assignees, and successors in interest (hereinafter referred to as the "Contractor") agrees as follows:

1.2 SELECTION OF LABOR

- A. The Contractor shall comply with all Illinois statutes pertaining to the selection of labor. If, at the time this contract is executed, or if during the term of this contract, there is excessive unemployment in Illinois as defined in the employment of Illinois Workers on Public Works Acts, 30 ILCS 570-0.01et seq., as two consecutive months of unemployment exceeding 5%, the Contractor is required to employ Illinois laborers. An "Illinois laborer" is defined as any person who has resided in Illinois for at least thirty (30) days and intends to become or remain an Illinois resident. *(This section placed on hold March 19, 2003, contractor to verify status for compliance)*

1.3 EQUAL EMPLOYMENT OPPORTUNITY

- A. In the event of the Contractor's non-compliance with the provisions of the Equal Employment Opportunity Clause, the Illinois Human Right's Act, or the Rules and Regulations of the Illinois Department of Human Rights ("Department"), the Contractor may be declared ineligible for future contracts or subcontracts with the State of Illinois or any of its political subdivisions or municipal corporations, and the contract may be cancelled or voided in whole or in part, and such other sanctions or penalties may be imposed or remedies invoked as provided by statute or regulation. During the performance of this contract, the Contractor agrees as follows:
1. That it will not discriminate against any employee or applicant for employment because of race, color, religion, sex, national origin, ancestry, age, marital status, physical or mental handicap unrelated to ability, or unfavorable discharge from military service, and further that it will examine all job classifications to determine if minority persons or women are underutilized and will take appropriate affirmative action to rectify any such underutilization.
 2. That, if it hires additional employees in order to perform this contract or any portion hereof, it will determine the availability of minorities and women in the area(s) from which it may reasonably recruit and it will hire for each job classification for which employees are hired in such a way that minorities and women are not underutilized.
 3. That, in all solicitations or advertisements for employees placed by it or on its behalf, it will state that all applicants will be afforded equal opportunity without discrimination because of race, color, religion, sex, national origin, ancestry, age, marital status, physical or mental handicap unrelated to ability or unfavorable discharge from military service.
 4. That it will send to each labor organization or representative of workers with which it has or is bound by a collective bargaining or other agreement or understanding, a notice advising such labor organization or representative of the Contractor's obligations under the Illinois Human Rights Act and the Department's Rules and Regulations. If any such

labor organization or representative fails or refuses to cooperate with the Contractor in its efforts to comply with such Act and Rules and Regulations, the Contractor will promptly so notify the Illinois Department of Human Rights and the Local Contracting Agency and will recruit employees from other sources when necessary to fulfill its obligations thereunder. That it will submit reports as required by the Department of Human Rights Rules and Regulations, furnish all relevant information as may from time to time be requested by the Department or the Local Contracting Agency, and in all respects comply with the Illinois Human Rights Act and the Department's Rules and Regulations.

5. That it will permit access to all relevant books, records, accounts and work sites by personnel of the Local Contracting Agency and the Illinois Department of Human Rights for purposes of Investigation to ascertain compliance with the Illinois Human Rights Act and the Department's Rules and Regulations.
6. That it will include verbatim or by reference the provision of this clause in every subcontract so that such provisions will be binding upon every such subcontractor. In the same manner as with other provisions of this contract, the Contractor will be liable for compliance with applicable provisions of this clause by all its subcontractors; and further it will promptly notify the Local Contracting Agency and the Illinois Department of Human Rights in the event any subcontractor fails or refuses to comply therewith. In addition, the Contractor will not utilize any subcontractor declared by the Illinois Human Rights Commission to be ineligible for contracts or subcontracts with the State of Illinois or any of its political subdivisions or municipal corporations.

END OF SECTION 00 4550

SECTION 00 4850
CERTIFICATE OF COMPLIANCE WITH ILLINOIS DRUG-FREE WORKPLACE ACT

1.1 CERTIFICATE OF COMPLIANCE WITH ILLINOIS DRUG-FREE WORKPLACE ACT
INFORMATION

A. _____,
Contractor, having 25 employees, does hereby certify pursuant to Section 3 of the Illinois Drug-Free Workplace Act (Ill. Rev. Stat. ch. 127 par. 132.313) that he, she, it shall provide a drug free workplace for all employees engaged in the performance of work under the contract by complying with the requirements of the Illinois Drug-Free Workplace Act and, further certified, that he, she, it is not ineligible for award of this contract by reason of debarment for a violation of the Illinois Drug-Free Workplace Act.

B. Firm Name: _____

C. By: _____ (Authorized Agent of Contractor)

END OF SECTION 00 4850

This page intentionally left blank.

SECTION 00 4870
CERTIFICATE OF COMPLIANCE WITH ILLINOIS HUMAN RIGHTS ACT

1.1 CERTIFICATE OF COMPLIANCE WITH ILLINOIS HUMAN RIGHTS ACT INFORMATION

A. _____,
Contractor, does hereby certify pursuant to P.A. 87-1257, the Illinois Human Rights Act, that he, she, it has adopted a written sexual harassment policy that includes at a minimum the following information: (i) the illegality of sexual harassment; (ii) the definition of sexual harassment under Illinois law; (iii) a description of sexual harassment, utilizing examples; (iv) an employer's internal complaint process, including penalty; (v) the legal recourse, investigative and complaint process available through the Department of Human Rights Commission; (vi) directions on how to contact the Department and Commission; and (vi) directions on how to contact the Department and Commission; and (vii) protection against retaliation as provided by section 6-101 or the Illinois Human Rights Act.

B. Firm Name: _____

C. By: _____ (Authorized Agent of Contractor)

END OF SECTION 00 4870

This page intentionally left blank.

SECTION 00 4880
CERTIFICATE REGARDING CRIMINAL BACKGROUND INVESTIGATIONS

1.1 DESCRIPTION

- A. All employees performing work inside the building or in other ways in direct contact with students shall be required to have and pass a background check performed by the local ROE (Regional Office of Education). The cost of these background investigations shall be the responsibility of the contractor (\$50 per background check). The ROE does not accept credit or debit cards. Employees are to fill out and bring the attached forms with them to receive their background check. A list of employee's names to have their background checked shall be provided by each contractor prior to having the background checks performed for tracking purposes. Contractors to schedule appointments for background checks directly with the ROE's office.

1.2 CERTIFICATION REGARDING CRIMINAL BACKGROUND INVESTIGATION INFORMATION

- A. Contractor hereby represents, warrants, and certifies that no officer or director thereof has any knowledge that any employee has been convicted of committing or attempting to commit "Criminal Code of 1961," 720ILCS, Sections 5/11-6 (Indecent solicitation of a child), 5/11-9 (Public indecency), 5/11-14 (Prostitution), 5/11-15 (Soliciting for a prostitute), 5/11-15.1 (Soliciting for a juvenile prostitute), 5/77-19 (Pimping), 5/11-19.1 (Juvenile pimping), 5/11-19.2 Exploitation of a child, 5/11-20 (Obscenity), 5/11-20.1 (Sexual assault), 5/13-14 (Aggravated criminal sexual abuse), and/or those offenses defined in the "Cannabis Control Act," 720 ILCS, 550/ et. seq. (except the "Illinois Controlled Substance Act," 720 ILCS 570/100 et. seq. and/or any offense committed or attempted in any other state or against the laws of the United States, which if committed or attempted in this State, would have been punishable as one or more of the foregoing offenses. Contractor further agrees that it shall not employ any person who have or may have direct, daily contact with the pupils or any school in the district, and for whom a criminal background investigation has not been conducted pursuant hereto and further represents and agrees that all applicants for any such employment shall furnish with their applications the attached written "Authorization for a Criminal Background Information" form authorizing the Board of Education to request a criminal background investigation of said applicant pursuant to Section 5/10-21.9 of the School Code of Illinois and to receive criminal history record information pursuant thereto to determine if the applicant has been convicted of committing or attempting to commit any of the criminal or drug offenses enumerated above. Contractor further represents, warrants, and verifies that no applicant for employment with respect to whom the criminal investigation reveals any conviction for committing and/or attempting to commit any of the above enumerated offenses, shall be employed thereby in any position that involves or may involve contact with the students of the school district. This certification is executed on the date hereinafter indicated by the designated contractor by its duly authorized officer.

B. By: _____

C. Its: _____

D. Dated: _____.

END OF SECTION 00 4880

This page intentionally left blank.

AIA® Document A105™ – 2017

Standard Short Form of Agreement Between Owner and Contractor

AGREEMENT made as of the day of in the year
(In words, indicate day, month and year.)

BETWEEN the Owner:
(Name, legal status, address and other information)

Payson CUSD #1
406 W. State Street
Payson, IL 62360

and the Contractor:
(Name, legal status, address and other information)

for the following Project:
(Name, location and detailed description)


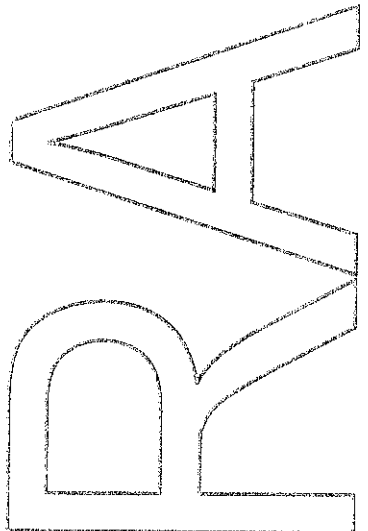
Health Life Safety Work: Lighting Fixture Replacement at Payson Elementary and JR-SR
High
404 W. State and 420 W. Brainard
Payson, IL 62360

The Architect:
(Name, legal status, address and other information)

Architechrics, Inc.
510 Maine Street
Quincy, IL 62301

The Owner and Contractor agree as follows.

This document has important legal consequences. Consultation with an attorney is encouraged with respect to its completion or modification.



ELECTRONIC COPYING of any portion of this AIA® Document to another electronic file is prohibited and constitutes a violation of copyright laws as set forth in the footer of this document.

TABLE OF ARTICLES

- 1 THE CONTRACT DOCUMENTS
- 2 DATE OF COMMENCEMENT AND SUBSTANTIAL COMPLETION
- 3 CONTRACT SUM
- 4 PAYMENTS
- 5 INSURANCE
- 6 GENERAL PROVISIONS
- 7 OWNER
- 8 CONTRACTOR
- 9 ARCHITECT
- 10 CHANGES IN THE WORK
- 11 TIME
- 12 PAYMENTS AND COMPLETION
- 13 PROTECTION OF PERSONS AND PROPERTY
- 14 CORRECTION OF WORK
- 15 MISCELLANEOUS PROVISIONS
- 16 TERMINATION OF THE CONTRACT
- 17 OTHER TERMS AND CONDITIONS

ARTICLE 1 THE CONTRACT DOCUMENTS

The Contractor shall complete the Work described in the Contract Documents for the Project. The Contract Documents consist of

- .1 this Agreement signed by the Owner and Contractor;
- .2 the drawings and specifications prepared by the Architect, dated February 6, 2019, and enumerated as follows:

Drawings:

Number

Full Set

Title

Health Life Safety Work:
Lighting Fixture Replacement
at Payson Elementary and
Jr./Sr. High Schools

Date

February 6, 2019

Specifications:

Section

Full Document

Title

Health Life Safety Work:
Lighting Fixture Replacement
at Payson Elementary and Jr./Sr.
High Schools

Pages

All

- .3 addenda prepared by the Architect as follows:

Number	Date	Pages

- .4 written orders for changes in the Work, pursuant to Article 10, issued after execution of this Agreement; and

- .5 other documents, if any, identified as follows:

ARTICLE 2 DATE OF COMMENCEMENT AND SUBSTANTIAL COMPLETION

§ 2.1 The Contract Time is the number of calendar days available to the Contractor to substantially complete the Work.

§ 2.2 Date of Commencement:

Unless otherwise set forth below, the date of commencement shall be the date of this Agreement.

(Insert the date of commencement if other than the date of this Agreement.)

§ 2.3 Substantial Completion:

Subject to adjustments of the Contract Time as provided in the Contract Documents, the Contractor shall achieve Substantial Completion, as defined in Section 12.5, of the entire Work:

(Check the appropriate box and complete the necessary information.)

☐ Not later than ☐ (☐) calendar days from the date of commencement.

☒ By the following date: August 9, 2019

ARTICLE 3 CONTRACT SUM

§ 3.1 The Contract Sum shall include all items and services necessary for the proper execution and completion of the Work. Subject to additions and deductions in accordance with Article 10, the Contract Sum is:

(\$)

§ 3.2 For purposes of payment, the Contract Sum includes the following values related to portions of the Work:
(Itemize the Contract Sum among the major portions of the Work.)

Portion of the Work	Value

§ 3.3 The Contract Sum is based upon the following alternates, if any, which are described in the Contract Documents and hereby accepted by the Owner:

(Identify the accepted alternates. If the bidding or proposal documents permit the Owner to accept other alternates subsequent to the execution of this Agreement, attach a schedule of such other alternates showing the amount for each and the date when that amount expires.)

§ 3.4 Allowances, if any, included in the Contract Sum are as follows:
(Identify each allowance.)

Item	Price

§ 3.5 Unit prices, if any, are as follows:

(Identify the item and state the unit price and quantity limitations, if any, to which the unit price will be applicable.)

Item	Units and Limitations	Price per Unit (\$0.00)

ARTICLE 4 PAYMENTS

§ 4.1 Based on Contractor's Applications for Payment certified by the Architect, the Owner shall pay the Contractor, in accordance with Article 12, as follows:

(Insert below timing for payments and provisions for withholding retainage, if any.)

§ 4.2 Payments due and unpaid under the Contract Documents shall bear interest from the date payment is due at the rate below, or in the absence thereof, at the legal rate prevailing at the place of the Project.

(Insert rate of interest agreed upon, if any.)

1.5 % per month

ARTICLE 5 INSURANCE

§ 5.1 The Contractor shall maintain the following types and limits of insurance until the expiration of the period for correction of Work as set forth in Section 14.2, subject to the terms and conditions set forth in this Section 5.1:

§ 5.1.1 Commercial General Liability insurance for the Project, written on an occurrence form, with policy limits of not less than One Million Dollars (\$ 1,000,000.00) each occurrence, Two Million Dollars (\$ 2,000,000.00) general aggregate, and Two Million Dollars (\$ 2,000,000.00) aggregate for products-completed operations hazard.

§ 5.1.2 Automobile Liability covering vehicles owned, and non-owned vehicles used, by the Contractor, with policy limits of not less than One Million Dollars (\$ 1,000,000.00) per accident, for bodily injury, death of any person, and property damage arising out of the ownership, maintenance, and use of those motor vehicles along with any other statutorily required automobile coverage.

§ 5.1.3 The Contractor may achieve the required limits and coverage for Commercial General Liability and Automobile Liability through a combination of primary and excess or umbrella liability insurance, provided that such primary and excess or umbrella insurance policies result in the same or greater coverage as those required under Section 5.1.1 and 5.1.2, and in no event shall any excess or umbrella liability insurance provide narrower coverage than the primary policy. The excess policy shall not require exhaustion of the underlying limits only through the actual payment by the underlying insurers.

§ 5.1.4 Workers' Compensation at statutory limits.

§ 5.1.5 Employers' Liability with policy limits not less than Five Hundred Thousand Dollars (\$ 500,000.00) each accident, Five Hundred Thousand Dollars (\$ 500,000.00) each employee, and Five Hundred Thousand Dollars (\$ 500,000.00) policy limit.

§ 5.1.6 The Contractor shall provide builder's risk insurance to cover the total value of the entire Project on a replacement cost basis.

§ 5.1.7 Other Insurance Provided by the Contractor

(List below any other insurance coverage to be provided by the Contractor and any applicable limits.)

Coverage	Limits
<u>Owner's Protective Liability Insurance</u>	<u>One Million Dollars (\$1,000,000.00) and shall name the</u>
<u>Umbrella Insurance</u>	<u>owner as the insured and shall also include the Architect as</u>
	<u>additional insured.</u>
	<u>One Million Dollars (\$1,000,000.00)</u>

§ 5.2 The Owner shall be responsible for purchasing and maintaining the Owner's usual liability insurance and shall provide property insurance to cover the value of the Owner's property. The Contractor is entitled to receive an increase in the Contract Sum equal to the insurance proceeds related to a loss for damage to the Work covered by the Owner's property insurance.

§ 5.3 The Contractor shall obtain an endorsement to its Commercial General Liability insurance policy to provide coverage for the Contractor's obligations under Section 8.12.

§ 5.4 Prior to commencement of the Work, each party shall provide certificates of insurance showing their respective coverages.

§ 5.5 Unless specifically precluded by the Owner's property insurance policy, the Owner and Contractor waive all rights against (1) each other and any of their subcontractors, suppliers, agents, and employees, each of the other; and (2) the Architect, Architect's consultants, and any of their agents and employees, for damages caused by fire or other causes of loss to the extent those losses are covered by property insurance or other insurance applicable to the Project, except such rights as they have to the proceeds of such insurance.

ARTICLE 6 GENERAL PROVISIONS

§ 6.1 The Contract

The Contract represents the entire and integrated agreement between the parties and supersedes prior negotiations, representations or agreements, either written or oral. The Contract may be amended or modified only by a written modification in accordance with Article 10.

§ 6.2 The Work

The term "Work" means the construction and services required by the Contract Documents, and includes all other labor, materials, equipment, and services provided, or to be provided, by the Contractor to fulfill the Contractor's obligations.

§ 6.3 Intent

The intent of the Contract Documents is to include all items necessary for the proper execution and completion of the Work by the Contractor. The Contract Documents are complementary, and what is required by one shall be as binding as if required by all.

§ 6.4 Ownership and Use of Architect's Drawings, Specifications and Other Documents

Documents prepared by the Architect are instruments of the Architect's service for use solely with respect to this Project. The Architect shall retain all common law, statutory, and other reserved rights, including the copyright. The Contractor, subcontractors, sub-subcontractors, and suppliers are authorized to use and reproduce the instruments of service solely and exclusively for execution of the Work. The instruments of service may not be used for other Projects or for additions to this Project outside the scope of the Work without the specific written consent of the Architect.

§ 6.5 Electronic Notice

Written notice under this Agreement may be given by one party to the other by email as set forth below.
(Insert requirements for delivering written notice by email such as name, title, and email address of the recipient, and whether and how the system will be required to generate a read receipt for the transmission.)

Donna Veile, Superintendent, dveile@cusd1.org

ARTICLE 7 OWNER

§ 7.1 Information and Services Required of the Owner

§ 7.1.1 If requested by the Contractor, the Owner shall furnish all necessary surveys and a legal description of the site.

§ 7.1.2 Except for permits and fees under Section 8.7.1 that are the responsibility of the Contractor, the Owner shall obtain and pay for other necessary approvals, easements, assessments, and charges.

§ 7.1.3 Prior to commencement of the Work, at the written request of the Contractor, the Owner shall furnish to the Contractor reasonable evidence that the Owner has made financial arrangements to fulfill the Owner's obligations under the Contract. The Contractor shall have no obligation to commence the Work until the Owner provides such evidence.

§ 7.2 Owner's Right to Stop the Work

If the Contractor fails to correct Work which is not in accordance with the Contract Documents, the Owner may direct the Contractor in writing to stop the Work until the correction is made.

§ 7.3 Owner's Right to Carry Out the Work

If the Contractor defaults or neglects to carry out the Work in accordance with the Contract Documents and fails within a seven day period after receipt of written notice from the Owner to commence and continue correction of such default or neglect with diligence and promptness, the Owner may, without prejudice to other remedies, correct such deficiencies. In such case, the Architect may withhold or nullify a Certificate for Payment in whole or in part, to the extent reasonably necessary to reimburse the Owner for the cost of correction, provided the actions of the Owner and amounts charged to the Contractor were approved by the Architect.

§ 7.4 Owner's Right to Perform Construction and to Award Separate Contracts

§ 7.4.1 The Owner reserves the right to perform construction or operations related to the Project with the Owner's own forces, and to award separate contracts in connection with other portions of the Project.

§ 7.4.2 The Contractor shall coordinate and cooperate with the Owner's own forces and separate contractors employed by the Owner.

ARTICLE 8 CONTRACTOR

§ 8.1 Review of Contract Documents and Field Conditions by Contractor

§ 8.1.1 Execution of the Contract by the Contractor is a representation that the Contractor has visited the site, become familiar with local conditions under which the Work is to be performed, and correlated personal observations with requirements of the Contract Documents.

§ 8.1.2 The Contractor shall carefully study and compare the Contract Documents with each other and with information furnished by the Owner. Before commencing activities, the Contractor shall (1) take field measurements and verify field conditions; (2) carefully compare this and other information known to the Contractor with the Contract Documents; and (3) promptly report errors, inconsistencies, or omissions discovered to the Architect.

§ 8.2 Contractor's Construction Schedule

The Contractor, promptly after being awarded the Contract, shall prepare and submit for the Owner's and Architect's information a Contractor's construction schedule for the Work.

§ 8.3 Supervision and Construction Procedures

§ 8.3.1 The Contractor shall supervise and direct the Work using the Contractor's best skill and attention. The Contractor shall be solely responsible for and have control over construction means, methods, techniques, sequences, and procedures, and for coordinating all portions of the Work.

§ 8.3.2 The Contractor, as soon as practicable after award of the Contract, shall furnish in writing to the Owner, through the Architect, the names of subcontractors or suppliers for each portion of the Work. The Contractor shall not contract with any subcontractor or supplier to whom the Owner or Architect have made a timely and reasonable objection.

§ 8.4 Labor and Materials

§ 8.4.1 Unless otherwise provided in the Contract Documents, the Contractor shall provide and pay for labor, materials, equipment, tools, utilities, transportation, and other facilities and services necessary for proper execution and completion of the Work.

§ 8.4.2 The Contractor shall enforce strict discipline and good order among the Contractor's employees and other persons carrying out the Contract Work. The Contractor shall not permit employment of unfit persons or persons not skilled in tasks assigned to them.

§ 8.5 Warranty

The Contractor warrants to the Owner and Architect that: (1) materials and equipment furnished under the Contract will be new and of good quality unless otherwise required or permitted by the Contract Documents; (2) the Work will be free from defects not inherent in the quality required or permitted; and (3) the Work will conform to the requirements of the Contract Documents. Any material or equipment warranties required by the Contract Documents shall be issued in the name of the Owner, or shall be transferable to the Owner, and shall commence in accordance with Section 12.5.

§ 8.6 Taxes

The Contractor shall pay sales, consumer, use, and similar taxes that are legally required when the Contract is executed.

§ 8.7 Permits, Fees and Notices

§ 8.7.1 The Contractor shall obtain and pay for the building permit and other permits and governmental fees, licenses, and inspections necessary for proper execution and completion of the Work.

§ 8.7.2 The Contractor shall comply with and give notices required by agencies having jurisdiction over the Work. If the Contractor performs Work knowing it to be contrary to applicable laws, statutes, ordinances, codes, rules and regulations, or lawful orders of public authorities, the Contractor shall assume full responsibility for such Work and shall bear the attributable costs. The Contractor shall promptly notify the Architect in writing of any known inconsistencies in the Contract Documents with such governmental laws, rules, and regulations.

§ 8.8 Submittals

The Contractor shall promptly review, approve in writing, and submit to the Architect shop drawings, product data, samples, and similar submittals required by the Contract Documents. Shop drawings, product data, samples, and similar submittals are not Contract Documents.

§ 8.9 Use of Site

The Contractor shall confine operations at the site to areas permitted by law, ordinances, permits, the Contract Documents, and the Owner.

§ 8.10 Cutting and Patching

The Contractor shall be responsible for cutting, fitting, or patching required to complete the Work or to make its parts fit together properly.

§ 8.11 Cleaning Up

The Contractor shall keep the premises and surrounding area free from accumulation of debris and trash related to the Work. At the completion of the Work, the Contractor shall remove its tools, construction equipment, machinery, and surplus material; and shall properly dispose of waste materials.

§ 8.12 Indemnification

To the fullest extent permitted by law, the Contractor shall indemnify and hold harmless the Owner, Architect, Architect's consultants, and agents and employees of any of them, from and against claims, damages, losses and expenses, including but not limited to attorneys' fees, arising out of or resulting from performance of the Work, provided that such claim, damage, loss, or expense is attributable to bodily injury, sickness, disease or death, or to injury to or destruction of tangible property (other than the Work itself), but only to the extent caused by the negligent acts or omissions of the Contractor, a subcontractor, anyone directly or indirectly employed by them or anyone for whose acts they may be liable, regardless of whether or not such claim, damage, loss or expense is caused in part by a party indemnified hereunder.

ARTICLE 9 ARCHITECT

§ 9.1 The Architect will provide administration of the Contract as described in the Contract Documents. The Architect will have authority to act on behalf of the Owner only to the extent provided in the Contract Documents.

§ 9.2 The Architect will visit the site at intervals appropriate to the stage of construction to become generally familiar with the progress and quality of the Work.

§ 9.3 The Architect will not have control over or charge of, and will not be responsible for, construction means, methods, techniques, sequences, or procedures, or for safety precautions and programs in connection with the Work, since these are solely the Contractor's responsibility. The Architect will not be responsible for the Contractor's failure to carry out the Work in accordance with the Contract Documents.

§ 9.4 Based on the Architect's observations and evaluations of the Contractor's Applications for Payment, the Architect will review and certify the amounts due the Contractor.

§ 9.5 The Architect has authority to reject Work that does not conform to the Contract Documents.

§ 9.6 The Architect will promptly review and approve or take appropriate action upon Contractor's submittals, but only for the limited purpose of checking for conformance with information given and the design concept expressed in the Contract Documents.

§ 9.7 On written request from either the Owner or Contractor, the Architect will promptly interpret and decide matters concerning performance under, and requirements of, the Contract Documents.

§ 9.8 Interpretations and decisions of the Architect will be consistent with the intent of, and reasonably inferable from the Contract Documents, and will be in writing or in the form of drawings. When making such interpretations and decisions, the Architect will endeavor to secure faithful performance by both Owner and Contractor, will not show partiality to either and will not be liable for results of interpretations or decisions rendered in good faith.

§ 9.9 The Architect's duties, responsibilities, and limits of authority as described in the Contract Documents shall not be changed without written consent of the Owner, Contractor, and Architect. Consent shall not be unreasonably withheld.

ARTICLE 10 CHANGES IN THE WORK

§ 10.1 The Owner, without invalidating the Contract, may order changes in the Work within the general scope of the Contract, consisting of additions, deletions or other revisions, and the Contract Sum and Contract Time shall be adjusted accordingly, in writing. If the Owner and Contractor cannot agree to a change in the Contract Sum, the Owner shall pay the Contractor its actual cost plus reasonable overhead and profit.

§ 10.2 The Architect may authorize or order minor changes in the Work that are consistent with the intent of the Contract Documents and do not involve an adjustment in the Contract Sum or an extension of the Contract Time. Such authorization or order shall be in writing and shall be binding on the Owner and Contractor. The Contractor shall proceed with such minor changes promptly.

§ 10.3 If concealed or unknown physical conditions are encountered at the site that differ materially from those indicated in the Contract Documents or from those conditions ordinarily found to exist, the Contract Sum and Contract Time shall be subject to equitable adjustment.

ARTICLE 11 TIME

§ 11.1 Time limits stated in the Contract Documents are of the essence of the Contract.

§ 11.2 If the Contractor is delayed at any time in progress of the Work by changes ordered in the Work, or by labor disputes, fire, unusual delay in deliveries, unavoidable casualties, or other causes beyond the Contractor's control, the Contract Time shall be subject to equitable adjustment.

§ 11.3 Costs caused by delays or by improperly timed activities or defective construction shall be borne by the responsible party.

ARTICLE 12 PAYMENTS AND COMPLETION

§ 12.1 Contract Sum

The Contract Sum stated in this Agreement, including authorized adjustments, is the total amount payable by the Owner to the Contractor for performance of the Work under the Contract Documents.

§ 12.2 Applications for Payment

§ 12.2.1 At least ten days before the date established for each progress payment, the Contractor shall submit to the Architect an itemized Application for Payment for Work completed in accordance with the values stated in this Agreement. The Application shall be supported by data substantiating the Contractor's right to payment as the Owner or Architect may reasonably require, such as evidence of payments made to, and waivers of liens from, subcontractors and suppliers. Payments shall be made on account of materials and equipment delivered and suitably stored at the site for subsequent incorporation in the Work. If approved in advance by the Owner, payment may similarly be made for materials and equipment stored, and protected from damage, off the site at a location agreed upon in writing.

§ 12.2.2 The Contractor warrants that title to all Work covered by an Application for Payment will pass to the Owner no later than the time of payment. The Contractor further warrants that upon submittal of an Application for Payment, all Work for which Certificates for Payment have been previously issued and payments received from the Owner shall, to the best of the Contractor's knowledge, information, and belief, be free and clear of liens, claims, security interests, or other encumbrances adverse to the Owner's interests.

§ 12.3 Certificates for Payment

The Architect will, within seven days after receipt of the Contractor's Application for Payment, either (1) issue to the Owner a Certificate for Payment in the full amount of the Application for Payment, with a copy to the Contractor; (2) issue to the Owner a Certificate for Payment for such amount as the Architect determines is properly due, and notify the Contractor and Owner in writing of the Architect's reasons for withholding certification in part; or (3) withhold certification of the entire Application for Payment, and notify the Contractor and Owner of the Architect's reason for withholding certification in whole. If certification or notification is not made within such seven day period, the Contractor may, upon seven additional days' written notice to the Owner and Architect, stop the Work until payment of the amount owing has been received. The Contract Time and the Contract Sum shall be equitably adjusted due to the delay.

§ 12.4 Progress Payments

§ 12.4.1 After the Architect has issued a Certificate for Payment, the Owner shall make payment in the manner provided in the Contract Documents.

§ 12.4.2 The Contractor shall promptly pay each subcontractor and supplier, upon receipt of payment from the Owner, an amount determined in accordance with the terms of the applicable subcontracts and purchase orders.

§ 12.4.3 Neither the Owner nor the Architect shall have responsibility for payments to a subcontractor or supplier.

§ 12.4.4 A Certificate for Payment, a progress payment, or partial or entire use or occupancy of the Project by the Owner shall not constitute acceptance of Work not in accordance with the requirements of the Contract Documents.

§ 12.5 Substantial Completion

§ 12.5.1 Substantial Completion is the stage in the progress of the Work when the Work or designated portion thereof is sufficiently complete in accordance with the Contract Documents so the Owner can occupy or utilize the Work for its intended use.

§ 12.5.2 When the Contractor believes that the Work or designated portion thereof is substantially complete, it will notify the Architect and the Architect will make an inspection to determine whether the Work is substantially complete. When the Architect determines that the Work is substantially complete, the Architect shall prepare a Certificate of Substantial Completion that shall establish the date of Substantial Completion, establish the responsibilities of the Owner and Contractor, and fix the time within which the Contractor shall finish all items on the list accompanying the Certificate. Warranties required by the Contract Documents shall commence on the date of Substantial Completion of the Work or designated portion thereof unless otherwise provided in the Certificate of Substantial Completion.

§ 12.6 Final Completion and Final Payment

§ 12.6.1 Upon receipt of a final Application for Payment, the Architect will inspect the Work. When the Architect finds the Work acceptable and the Contract fully performed, the Architect will promptly issue a final Certificate for Payment.

§ 12.6.2 Final payment shall not become due until the Contractor submits to the Architect releases and waivers of liens, and data establishing payment or satisfaction of obligations, such as receipts, claims, security interests, or encumbrances arising out of the Contract.

§ 12.6.3 Acceptance of final payment by the Contractor, a subcontractor or supplier shall constitute a waiver of claims by that payee except those previously made in writing and identified by that payee as unsettled at the time of final Application for Payment.

ARTICLE 13 PROTECTION OF PERSONS AND PROPERTY

The Contractor shall be responsible for initiating, maintaining and supervising all safety precautions and programs, including all those required by law in connection with performance of the Contract. The Contractor shall take reasonable precautions to prevent damage, injury, or loss to employees on the Work and other persons who may be affected thereby, the Work and materials and equipment to be incorporated therein, and other property at the site or adjacent thereto. The Contractor shall promptly remedy damage and loss to property caused in whole or in part by the Contractor, or by anyone for whose acts the Contractor may be liable.

ARTICLE 14 CORRECTION OF WORK

§ 14.1 The Contractor shall promptly correct Work rejected by the Architect as failing to conform to the requirements of the Contract Documents. The Contractor shall bear the cost of correcting such rejected Work, including the costs of uncovering, replacement, and additional testing.

§ 14.2 In addition to the Contractor's other obligations including warranties under the Contract, the Contractor shall, for a period of one year after Substantial Completion, correct work not conforming to the requirements of the Contract Documents.

§ 14.3 If the Contractor fails to correct nonconforming Work within a reasonable time, the Owner may correct it in accordance with Section 7.3.

ARTICLE 15 MISCELLANEOUS PROVISIONS

§ 15.1 Assignment of Contract

Neither party to the Contract shall assign the Contract as a whole without written consent of the other.

§ 15.2 Tests and Inspections

§ 15.2.1 At the appropriate times, the Contractor shall arrange and bear cost of tests, inspections, and approvals of portions of the Work required by the Contract Documents or by laws, statutes, ordinances, codes, rules and regulations, or lawful orders of public authorities.

§ 15.2.2 If the Architect requires additional testing, the Contractor shall perform those tests.

§ 15.2.3 The Owner shall bear cost of tests, inspections, or approvals that do not become requirements until after the Contract is executed. The Owner shall directly arrange and pay for tests, inspections, or approvals where building codes or applicable laws or regulations so require.

§ 15.3 Governing Law

The Contract shall be governed by the law of the place where the Project is located, excluding that jurisdiction's choice of law rules.

ARTICLE 16 TERMINATION OF THE CONTRACT

§ 16.1 Termination by the Contractor

If the Work is stopped under Section 12.3 for a period of 14 days through no fault of the Contractor, the Contractor may, upon seven additional days' written notice to the Owner and Architect, terminate the Contract and recover from the Owner payment for Work executed including reasonable overhead and profit, and costs incurred by reason of such termination.

§ 16.2 Termination by the Owner for Cause

§ 16.2.1 The Owner may terminate the Contract if the Contractor

- .1 repeatedly refuses or fails to supply enough properly skilled workers or proper materials;
- .2 fails to make payment to subcontractors for materials or labor in accordance with the respective agreements between the Contractor and the subcontractors;
- .3 repeatedly disregards applicable laws, statutes, ordinances, codes, rules and regulations, or lawful orders of a public authority; or
- .4 is otherwise guilty of substantial breach of a provision of the Contract Documents;

§ 16.2.2 When any of the above reasons exist, the Owner, after consultation with the Architect, may without prejudice to any other rights or remedies of the Owner and after giving the Contractor and the Contractor's surety, if any, seven days' written notice, terminate employment of the Contractor and may

- .1 take possession of the site and of all materials thereon owned by the Contractor, and
- .2 finish the Work by whatever reasonable method the Owner may deem expedient.

§ 16.2.3 When the Owner terminates the Contract for one of the reasons stated in Section 16.2.1, the Contractor shall not be entitled to receive further payment until the Work is finished.

§ 16.2.4 If the unpaid balance of the Contract Sum exceeds costs of finishing the Work, such excess shall be paid to the Contractor. If such costs exceed the unpaid balance, the Contractor shall pay the difference to the Owner. This obligation for payment shall survive termination of the Contract.

§ 16.3 Termination by the Owner for Convenience

The Owner may, at any time, terminate the Contract for the Owner's convenience and without cause. The Contractor shall be entitled to receive payment for Work executed, and costs incurred by reason of such termination, along with reasonable overhead and profit on the Work not executed.

ARTICLE 17 OTHER TERMS AND CONDITIONS

(Insert any other terms or conditions below.)

This Agreement entered into as of the day and year first written above.

(If required by law, insert cancellation period, disclosures or other warning statements above the signatures.)

OWNER (Signature)

Donna Veile, Superintendent

(Printed name and title)

CONTRACTOR (Signature)

(Printed name and title)

LICENSE NO.:

JURISDICTION:

**SECTION 00 6113
PERFORMANCE AND PAYMENT BOND**

KNOW ALL BY THESE PRESENTS:

That we _____ of _____
hereinafter called PRINCIPAL, and _____ of _____
_____ hereinafter called the SURETY,

are held and firmly bound unto **Payson CUSD #1**, hereinafter called OWNER, and unto all persons, firms, and corporations who may furnish materials for, or perform labor on the **Health Life Safety Work: Lighting Fixture Replacement at Payson Elementary and JR/SR High Schools** dated **February 6, 2019**.

hereinafter referred to, in the penal sum of _____

_____ DOLLARS _____ CENTS (\$ _____)
in lawful money of the United States, for the payment of which sum well and truly to be made, we bind ourselves, our heirs, executors, administrators and successors, jointly and severally firmly by these presents.

THE CONDITION OF THIS OBLIGATION IS SUCH, that whereas the Principal entered into a certain contract, dated _____ 20__ with **PAYSON CUSD #1**, the OWNER, a copy of which is attached and hereby is referred to and made a part hereof, as if written herein at length, and whereby the said Principal has promised and agreed to perform said work in accordance with the terms of said contract, and has promised to pay all sums of money due for labor, materials, apparatus, fixtures, or machinery furnished to such Principal for the purpose of performing such work and has further agreed to pay all direct and indirect damages to any person, firm, company, or corporation suffered or sustained on account of the performance of such work during the time thereof and until such work is completed and accepted, and has further agreed that this bond shall inure to the benefit of any person, firm, company or corporation, to whom any money may be due from the Principal, subcontractor or otherwise, for any such labor, materials, apparatus, fixtures or machinery so furnished and that suit may be maintained on such bond by any such person, firm, company, or corporation, for the recovery of any such money.

NOW THEREFORE, if the said Principal shall well and truly perform said work in accordance with the terms of said contract, and shall pay all sums of money due or to become due for any labor, materials, apparatus, fixtures or machinery furnished to him for the purpose of constructing such work, and shall commence and complete the work within the time prescribed in said contract, and shall pay and discharge all damages, direct and indirect, that may be suffered or sustained on account of said work during the time of the performance thereof and until the said work shall have been accepted, and shall hold the aforesaid Owner and its or his agents harmless on account of any such damages, and shall in all respects fully and faithfully comply with all the provisions, conditions, and requirements of said contract, then this obligation to be void; otherwise to remain in full force and effect.

IN WITNESS WHEREOF, this instrument is executed this ____ day of _____ A.D. 20__.

In the presence of: _____
Principal

(Address)

By: _____

ATTEST: _____

SURETY: _____

By: _____
Attorney-in-Fact

ATTEST: _____



STATE OF _____

COUNTY OF _____

On this _____ day of _____ 20__ before me personally appeared

_____ Principal, and

_____ Surety,

all personally known to me to be the persons described in and who executed the above bond, and severally and individually acknowledged to me that they executed the same.

Given under my hand and notary seal, this _____ day of _____ A.D., 20__.

Notary Public

My commission expires _____

NOTE: DATE OF BOND MUST NOT BE PRIOR TO DATE OF CONTRACT

END OF SECTION 00 6113

AIA® Document A201™ – 2017

General Conditions of the Contract for Construction

for the following PROJECT:

(Name and location or address)

Health Life Safety Work: Lighting Fixture Replacement at Payson Elementary and JR-SR High
404 W. State and 420 W. Brainard
Payson, IL 62360

THE OWNER:

(Name, legal status and address)

Payson CUSD #1
406 W. State Street
Payson, IL 62360

THE ARCHITECT:

(Name, legal status and address)

Architechnics, Inc.
510 Maine Street
Quincy, IL 62301

TABLE OF ARTICLES

- 1 GENERAL PROVISIONS**
- 2 OWNER**
- 3 CONTRACTOR**
- 4 ARCHITECT**
- 5 SUBCONTRACTORS**
- 6 CONSTRUCTION BY OWNER OR BY SEPARATE CONTRACTORS**
- 7 CHANGES IN THE WORK**
- 8 TIME**
- 9 PAYMENTS AND COMPLETION**
- 10 PROTECTION OF PERSONS AND PROPERTY**
- 11 INSURANCE AND BONDS**
- 12 UNCOVERING AND CORRECTION OF WORK**
- 13 MISCELLANEOUS PROVISIONS**

ADDITIONS AND DELETIONS:

The author of this document has added information needed for its completion. The author may also have revised the text of the original AIA standard form. An *Additions and Deletions Report* that notes added information as well as revisions to the standard form text is available from the author and should be reviewed. A vertical line in the left margin of this document indicates where the author has added necessary information and where the author has added to or deleted from the original AIA text.

This document has important legal consequences. Consultation with an attorney is encouraged with respect to its completion or modification.

For guidance in modifying this document to include supplementary conditions, see AIA Document A503™, Guide for Supplementary Conditions.

Init.

14 TERMINATION OR SUSPENSION OF THE CONTRACT

15 CLAIMS AND DISPUTES

Init.

AIA Document A201™ – 2017. Copyright © 1911, 1915, 1918, 1925, 1937, 1951, 1958, 1961, 1963, 1966, 1970, 1976, 1987, 1997, 2007 and 2017 by The American Institute of Architects. All rights reserved. WARNING: This AIA® Document is protected by U.S. Copyright Law and International Treaties. Unauthorized reproduction or distribution of this AIA® Document, or any portion of it, may result in severe civil and criminal penalties, and will be prosecuted to the maximum extent possible under the law. This document was produced by AIA software at 15:05:58 ET on 02/06/2019 under Order No. 3902184019 which expires on 11/09/2019, and is not for resale.

User Notes:

(3B9ADA47)

INDEX

(Topics and numbers in bold are Section headings.)

- Acceptance of Nonconforming Work
 - 9.6.6, 9.9.3, 12.3
- Acceptance of Work
 - 9.6.6, 9.8.2, 9.9.3, 9.10.1, 9.10.3, 12.3
- Access to Work
 - 3.16, 6.2.1, 12.1
- Accident Prevention
 - 10
- Acts and Omissions
 - 3.2, 3.3.2, 3.12.8, 3.18, 4.2.3, 8.3.1, 9.5.1, 10.2.5, 10.2.8, 13.3.2, 14.1, 15.1.2, 15.2
- Addenda
 - 1.1.1
- Additional Costs, Claims for
 - 3.7.4, 3.7.5, 10.3.2, 15.1.5
- Additional Inspections and Testing
 - 9.4.2, 9.8.3, 12.2.1, 13.4
- Additional Time, Claims for
 - 3.2.4, 3.7.4, 3.7.5, 3.10.2, 8.3.2, 15.1.6
- Administration of the Contract
 - 3.1.3, 4.2, 9.4, 9.5
- Advertisement or Invitation to Bid
 - 1.1.1
- Aesthetic Effect
 - 4.2.13
- Allowances
 - 3.8
- Applications for Payment
 - 4.2.5, 7.3.9, 9.2, 9.3, 9.4, 9.5.1, 9.5.4, 9.6.3, 9.7, 9.10
- Approvals
 - 2.1.1, 2.3.1, 2.5, 3.1.3, 3.10.2, 3.12.8, 3.12.9, 3.12.10.1, 4.2.7, 9.3.2, 13.4.1
- Arbitration
 - 8.3.1, 15.3.2, 15.4
- ARCHITECT
 - 4
- Architect, Definition of
 - 4.1.1
- Architect, Extent of Authority
 - 2.5, 3.12.7, 4.1.2, 4.2, 5.2, 6.3, 7.1.2, 7.3.4, 7.4, 9.2, 9.3.1, 9.4, 9.5, 9.6.3, 9.8, 9.10.1, 9.10.3, 12.1, 12.2.1, 13.4.1, 13.4.2, 14.2.2, 14.2.4, 15.1.4, 15.2.1
- Architect, Limitations of Authority and Responsibility
 - 2.1.1, 3.12.4, 3.12.8, 3.12.10, 4.1.2, 4.2.1, 4.2.2, 4.2.3, 4.2.6, 4.2.7, 4.2.10, 4.2.12, 4.2.13, 5.2.1, 7.4, 9.4.2, 9.5.4, 9.6.4, 15.1.4, 15.2
- Architect's Additional Services and Expenses
 - 2.5, 12.2.1, 13.4.2, 13.4.3, 14.2.4
- Architect's Administration of the Contract
 - 3.1.3, 3.7.4, 15.2, 9.4.1, 9.5
- Architect's Approvals
 - 2.5, 3.1.3, 3.5, 3.10.2, 4.2.7
- Architect's Authority to Reject Work
 - 3.5, 4.2.6, 12.1.2, 12.2.1
- Architect's Copyright
 - 1.1.7, 1.5
- Architect's Decisions
 - 3.7.4, 4.2.6, 4.2.7, 4.2.11, 4.2.12, 4.2.13, 4.2.14, 6.3, 7.3.4, 7.3.9, 8.1.3, 8.3.1, 9.2, 9.4.1, 9.5, 9.8.4, 9.9.1, 13.4.2, 15.2
- Architect's Inspections
 - 3.7.4, 4.2.2, 4.2.9, 9.4.2, 9.8.3, 9.9.2, 9.10.1, 13.4
- Architect's Instructions
 - 3.2.4, 3.3.1, 4.2.6, 4.2.7, 13.4.2
- Architect's Interpretations
 - 4.2.11, 4.2.12
- Architect's Project Representative
 - 4.2.10
- Architect's Relationship with Contractor
 - 1.1.2, 1.5, 2.3.3, 3.1.3, 3.2.2, 3.2.3, 3.2.4, 3.3.1, 3.4.2, 3.5, 3.7.4, 3.7.5, 3.9.2, 3.9.3, 3.10, 3.11, 3.12, 3.16, 3.18, 4.1.2, 4.2, 5.2, 6.2.2, 7, 8.3.1, 9.2, 9.3, 9.4, 9.5, 9.7, 9.8, 9.9, 10.2.6, 10.3, 11.3, 12, 13.3.2, 13.4, 15.2
- Architect's Relationship with Subcontractors
 - 1.1.2, 4.2.3, 4.2.4, 4.2.6, 9.6.3, 9.6.4, 11.3
- Architect's Representations
 - 9.4.2, 9.5.1, 9.10.1
- Architect's Site Visits
 - 3.7.4, 4.2.2, 4.2.9, 9.4.2, 9.5.1, 9.9.2, 9.10.1, 13.4
- Asbestos
 - 10.3.1
- Attorneys' Fees
 - 3.18.1, 9.6.8, 9.10.2, 10.3.3
- Award of Separate Contracts
 - 6.1.1, 6.1.2
- Award of Subcontracts and Other Contracts for Portions of the Work
 - 5.2
- Basic Definitions
 - 1.1
- Bidding Requirements
 - 1.1.1
- Binding Dispute Resolution
 - 8.3.1, 9.7, 11.5, 13.1, 15.1.2, 15.1.3, 15.2.1, 15.2.5, 15.2.6.1, 15.3.1, 15.3.2, 15.3.3, 15.4.1
- Bonds, Lien
 - 7.3.4.4, 9.6.8, 9.10.2, 9.10.3
- Bonds, Performance, and Payment
 - 7.3.4.4, 9.6.7, 9.10.3, 11.1.2, 11.1.3, 11.5
- Building Information Models Use and Reliance
 - 1.8
- Building Permit
 - 3.7.1
- Capitalization
 - 1.3
- Certificate of Substantial Completion
 - 9.8.3, 9.8.4, 9.8.5

Init.

Certificates for Payment
 4.2.1, 4.2.5, 4.2.9, 9.3.3, 9.4, 9.5, 9.6.1, 9.6.6, 9.7,
 9.10.1, 9.10.3, 14.1.1.3, 14.2.4, 15.1.4
 Certificates of Inspection, Testing or Approval
 13.4.4
 Certificates of Insurance
 9.10.2
 Change Orders
 1.1.1, 3.4.2, 3.7.4, 3.8.2.3, 3.11, 3.12.8, 4.2.8, 5.2.3,
 7.1.2, 7.1.3, 7.2, 7.3.2, 7.3.7, 7.3.9, 7.3.10, 8.3.1,
 9.3.1.1, 9.10.3, 10.3.2, 11.2, 11.5, 12.1.2
 Change Orders, Definition of
 7.2.1
 CHANGES IN THE WORK
 2.2.2, 3.11, 4.2.8, 7, 7.2.1, 7.3.1, 7.4, 8.3.1, 9.3.1.1,
 11.5
 Claims, Definition of
 15.1.1
 Claims, Notice of
 1.6.2, 15.1.3
 CLAIMS AND DISPUTES
 3.2.4, 6.1.1, 6.3, 7.3.9, 9.3.3, 9.10.4, 10.3.3, 15, 15.4
 Claims and Timely Assertion of Claims
 15.4.1
 Claims for Additional Cost
 3.2.4, 3.3.1, 3.7.4, 7.3.9, 9.5.2, 10.2.5, 10.3.2, 15.1.5
 Claims for Additional Time
 3.2.4, 3.3.1, 3.7.4, 6.1.1, 8.3.2, 9.5.2, 10.3.2, 15.1.6
 Concealed or Unknown Conditions, Claims for
 3.7.4
 Claims for Damages
 3.2.4, 3.18, 8.3.3, 9.5.1, 9.6.7, 10.2.5, 10.3.3, 11.3,
 11.3.2, 14.2.4, 15.1.7
 Claims Subject to Arbitration
 15.4.1
 Cleaning Up
 3.15, 6.3
 Commencement of the Work, Conditions Relating to
 2.2.1, 3.2.2, 3.4.1, 3.7.1, 3.10.1, 3.12.6, 5.2.1, 5.2.3,
 6.2.2, 8.1.2, 8.2.2, 8.3.1, 11.1, 11.2, 15.1.5
 Commencement of the Work, Definition of
 8.1.2
 Communications
 3.9.1, 4.2.4
 Completion, Conditions Relating to
 3.4.1, 3.11, 3.15, 4.2.2, 4.2.9, 8.2, 9.4.2, 9.8, 9.9.1,
 9.10, 12.2, 14.1.2, 15.1.2
 COMPLETION, PAYMENTS AND
 9
 Completion, Substantial
 3.10.1, 4.2.9, 8.1.1, 8.1.3, 8.2.3, 9.4.2, 9.8, 9.9.1,
 9.10.3, 12.2, 15.1.2
 Compliance with Laws
 2.3.2, 3.2.3, 3.6, 3.7, 3.12.10, 3.13, 9.6.4, 10.2.2,
 13.1, 13.3, 13.4.1, 13.4.2, 13.5, 14.1.1, 14.2.1.3,
 15.2.8, 15.4.2, 15.4.3
 Concealed or Unknown Conditions
 3.7.4, 4.2.8, 8.3.1, 10.3
 Conditions of the Contract
 1.1.1, 6.1.1, 6.1.4
 Consent, Written
 3.4.2, 3.14.2, 4.1.2, 9.8.5, 9.9.1, 9.10.2, 9.10.3, 13.2,
 15.4.4.2
 Consolidation or Joinder
 15.4.4
 CONSTRUCTION BY OWNER OR BY
 SEPARATE CONTRACTORS
 1.1.4, 6
 Construction Change Directive, Definition of
 7.3.1
 Construction Change Directives
 1.1.1, 3.4.2, 3.11, 3.12.8, 4.2.8, 7.1.1, 7.1.2, 7.1.3,
 7.3, 9.3.1.1
 Construction Schedules, Contractor's
 3.10, 3.11, 3.12.1, 3.12.2, 6.1.3, 15.1.6.2
 Contingent Assignment of Subcontracts
 5.4, 14.2.2.2
 Continuing Contract Performance
 15.1.4
 Contract, Definition of
 1.1.2
 CONTRACT, TERMINATION OR SUSPENSION
 OF THE
 5.4.1.1, 5.4.2, 11.5, 14
 Contract Administration
 3.1.3, 4, 9.4, 9.5
 Contract Award and Execution, Conditions Relating
 to
 3.7.1, 3.10, 5.2, 6.1
 Contract Documents, Copies Furnished and Use of
 1.5.2, 2.3.6, 5.3
 Contract Documents, Definition of
 1.1.1
 Contract Sum
 2.2.2, 2.2.4, 3.7.4, 3.7.5, 3.8, 3.10.2, 5.2.3, 7.3, 7.4,
 9.1, 9.2, 9.4.2, 9.5.1.4, 9.6.7, 9.7, 10.3.2, 11.5, 12.1.2,
 12.3, 14.2.4, 14.3.2, 15.1.4.2, 15.1.5, 15.2.5
 Contract Sum, Definition of
 9.1
 Contract Time
 1.1.4, 2.2.1, 2.2.2, 3.7.4, 3.7.5, 3.10.2, 5.2.3, 6.1.5,
 7.2.1.3, 7.3.1, 7.3.5, 7.3.6, 7, 7, 7.3.10, 7.4, 8.1.1,
 8.2.1, 8.2.3, 8.3.1, 9.5.1, 9.7, 10.3.2, 12.1.1, 12.1.2,
 14.3.2, 15.1.4.2, 15.1.6.1, 15.2.5
 Contract Time, Definition of
 8.1.1
 CONTRACTOR
 3
Contractor, Definition of
 3.1, 6.1.2
 Contractor's Construction and Submittal Schedules
 3.10, 3.12.1, 3.12.2, 4.2.3, 6.1.3, 15.1.6.2
 Contractor's Employees

Init.

2.2.4, 3.3.2, 3.4.3, 3.8.1, 3.9, 3.18.2, 4.2.3, 4.2.6,
10.2, 10.3, 11.3, 14.1, 14.2.1.1
Contractor's Liability Insurance
11.1
Contractor's Relationship with Separate Contractors
and Owner's Forces
3.12.5, 3.14.2, 4.2.4, 6, 11.3, 12.2.4
Contractor's Relationship with Subcontractors
1.2.2, 2.2.4, 3.3.2, 3.18.1, 3.18.2, 4.2.4, 5, 9.6.2,
9.6.7, 9.10.2, 11.2, 11.3, 11.4
Contractor's Relationship with the Architect
1.1.2, 1.5, 2.3.3, 3.1.3, 3.2.2, 3.2.3, 3.2.4, 3.3.1, 3.4.2,
3.5.1, 3.7.4, 3.10, 3.11, 3.12, 3.16, 3.18, 4.2, 5.2,
6.2.2, 7, 8.3.1, 9.2, 9.3, 9.4, 9.5, 9.7, 9.8, 9.9, 10.2.6,
10.3, 11.3, 12, 13.4, 15.1.3, 15.2.1
Contractor's Representations
3.2.1, 3.2.2, 3.5, 3.12.6, 6.2.2, 8.2.1, 9.3.3, 9.8.2
Contractor's Responsibility for Those Performing the
Work
3.3.2, 3.18, 5.3, 6.1.3, 6.2, 9.5.1, 10.2.8
Contractor's Review of Contract Documents
3.2
Contractor's Right to Stop the Work
2.2.2, 9.7
Contractor's Right to Terminate the Contract
14.1
Contractor's Submittals
3.10, 3.11, 3.12, 4.2.7, 5.2.1, 5.2.3, 9.2, 9.3, 9.8.2,
9.8.3, 9.9.1, 9.10.2, 9.10.3
Contractor's Superintendent
3.9, 10.2.6
Contractor's Supervision and Construction
Procedures
1.2.2, 3.3, 3.4, 3.12.10, 4.2.2, 4.2.7, 6.1.3, 6.2.4,
7.1.3, 7.3.4, 7.3.6, 8.2, 10, 12, 14, 15.1.4
Coordination and Correlation
1.2, 3.2.1, 3.3.1, 3.10, 3.12.6, 6.1.3, 6.2.1
Copies Furnished of Drawings and Specifications
1.5, 2.3.6, 3.11
Copyrights
1.5, 3.17
Correction of Work
2.5, 3.7.3, 9.4.2, 9.8.2, 9.8.3, 9.9.1, 12.1.2, 12.2, 12.3,
15.1.3.1, 15.1.3.2, 15.2.1
Correlation and Intent of the Contract Documents
1.2
Cost, Definition of
7.3.4
Costs
2.5, 3.2.4, 3.7.3, 3.8.2, 3.15.2, 5.4.2, 6.1.1, 6.2.3,
7.3.3.3, 7.3.4, 7.3.8, 7.3.9, 9.10.2, 10.3.2, 10.3.6,
11.2, 12.1.2, 12.2.1, 12.2.4, 13.4, 14
Cutting and Patching
3.14, 6.2.5
Damage to Construction of Owner or Separate
Contractors
3.14.2, 6.2.4, 10.2.1.2, 10.2.5, 10.4, 12.2.4

Damage to the Work
3.14.2, 9.9.1, 10.2.1.2, 10.2.5, 10.4, 12.2.4
Damages, Claims for
3.2.4, 3.18, 6.1.1, 8.3.3, 9.5.1, 9.6.7, 10.3.3, 11.3.2,
11.3, 14.2.4, 15.1.7
Damages for Delay
6.2.3, 8.3.3, 9.5.1.6, 9.7, 10.3.2, 14.3.2
Date of Commencement of the Work, Definition of
8.1.2
Date of Substantial Completion, Definition of
8.1.3
Day, Definition of
8.1.4
Decisions of the Architect
3.7.4, 4.2.6, 4.2.7, 4.2.11, 4.2.12, 4.2.13, 6.3, 7.3.4,
7.3.9, 8.1.3, 8.3.1, 9.2, 9.4, 9.5.1, 9.8.4, 9.9.1, 13.4.2,
14.2.2, 14.2.4, 15.1, 15.2
Decisions to Withhold Certification
9.4.1, 9.5, 9.7, 14.1.1.3
Defective or Nonconforming Work, Acceptance,
Rejection and Correction of
2.5, 3.5, 4.2.6, 6.2.3, 9.5.1, 9.5.3, 9.6.6, 9.8.2, 9.9.3,
9.10.4, 12.2.1
Definitions
1.1, 2.1.1, 3.1.1, 3.5, 3.12.1, 3.12.2, 3.12.3, 4.1.1, 5.1,
6.1.2, 7.2.1, 7.3.1, 8.1, 9.1, 9.8.1, 15.1.1
Delays and Extensions of Time
3.2, 3.7.4, 5.2.3, 7.2.1, 7.3.1, 7.4, 8.3, 9.5.1, 9.7,
10.3.2, 10.4, 14.3.2, 15.1.6, 15.2.5
Digital Data Use and Transmission
1.7
Disputes
6.3, 7.3.9, 15.1, 15.2
Documents and Samples at the Site
3.11
Drawings, Definition of
1.1.5
Drawings and Specifications, Use and Ownership of
3.11
Effective Date of Insurance
8.2.2
Emergencies
10.4, 14.1.1.2, 15.1.5
Employees, Contractor's
3.3.2, 3.4.3, 3.8.1, 3.9, 3.18.2, 4.2.3, 4.2.6, 10.2,
10.3.3, 11.3, 14.1, 14.2.1.1
Equipment, Labor, or Materials
1.1.3, 1.1.6, 3.4, 3.5, 3.8.2, 3.8.3, 3.12, 3.13, 3.15.1,
4.2.6, 4.2.7, 5.2.1, 6.2.1, 7.3.4, 9.3.2, 9.3.3, 9.5.1.3,
9.10.2, 10.2.1, 10.2.4, 14.2.1.1, 14.2.1.2
Execution and Progress of the Work
1.1.3, 1.2.1, 1.2.2, 2.3.4, 2.3.6, 3.1, 3.3.1, 3.4.1, 3.7.1,
3.10.1, 3.12, 3.14, 4.2, 6.2.2, 7.1.3, 7.3.6, 8.2, 9.5.1,
9.9.1, 10.2, 10.3, 12.1, 12.2, 14.2, 14.3.1, 15.1.4
Extensions of Time
3.2.4, 3.7.4, 5.2.3, 7.2.1, 7.3, 7.4, 9.5.1, 9.7, 10.3.2,
10.4, 14.3, 15.1.6, 15.2.5

Init.

Failure of Payment
 9.5.1.3, 9.7, 9.10.2, 13.5, 14.1.1.3, 14.2.1.2
 Faulty Work
 (See Defective or Nonconforming Work)
 Final Completion and Final Payment
 4.2.1, 4.2.9, 9.8.2, 9.10, 12.3, 14.2.4, 14.4.3
 Financial Arrangements, Owner's
 2.2.1, 13.2.2, 14.1.1.4
GENERAL PROVISIONS
 1
 Governing Law
 13.1
 Guarantees (See Warranty)
 Hazardous Materials and Substances
 10.2.4, 10.3
 Identification of Subcontractors and Suppliers
 5.2.1
 Indemnification
 3.17, 3.18, 9.6.8, 9.10.2, 10.3.3, 11.3
 Information and Services Required of the Owner
 2.1.2, 2.2, 2.3, 3.2.2, 3.12.10.1, 6.1.3, 6.1.4, 6.2.5,
 9.6.1, 9.9.2, 9.10.3, 10.3.3, 11.2, 13.4.1, 13.4.2,
 14.1.1.4, 14.1.4, 15.1.4
 Initial Decision
 15.2
 Initial Decision Maker, Definition of
 1.1.8
 Initial Decision Maker, Decisions
 14.2.4, 15.1.4.2, 15.2.1, 15.2.2, 15.2.3, 15.2.4, 15.2.5
 Initial Decision Maker, Extent of Authority
 14.2.4, 15.1.4.2, 15.2.1, 15.2.2, 15.2.3, 15.2.4, 15.2.5
 Injury or Damage to Person or Property
 10.2.8, 10.4
 Inspections
 3.1.3, 3.3.3, 3.7.1, 4.2.2, 4.2.6, 4.2.9, 9.4.2, 9.8.3,
 9.9.2, 9.10.1, 12.2.1, 13.4
 Instructions to Bidders
 1.1.1
 Instructions to the Contractor
 3.2.4, 3.3.1, 3.8.1, 5.2.1, 7, 8.2.2, 12, 13.4.2
 Instruments of Service, Definition of
 1.1.7
 Insurance
 6.1.1, 7.3.4, 8.2.2, 9.3.2, 9.8.4, 9.9.1, 9.10.2, 10.2.5,
 11
Insurance, Notice of Cancellation or Expiration
11.1.4, 11.2.3
 Insurance, Contractor's Liability
 11.1
 Insurance, Effective Date of
 8.2.2, 14.4.2
 Insurance, Owner's Liability
 11.2
 Insurance, Property
 10.2.5, 11.2, 11.4, 11.5
 Insurance, Stored Materials
 9.3.2

INSURANCE AND BONDS
 11
 Insurance Companies, Consent to Partial Occupancy
 9.9.1
 Insured loss, Adjustment and Settlement of
 11.5
 Intent of the Contract Documents
 1.2.1, 4.2.7, 4.2.12, 4.2.13
 Interest
 13.5
 Interpretation
 1.1.8, 1.2.3, 1.4, 4.1.1, 5.1, 6.1.2, 15.1.1
 Interpretations, Written
 4.2.11, 4.2.12
 Judgment on Final Award
 15.4.2
 Labor and Materials, Equipment
 1.1.3, 1.1.6, 3.4, 3.5, 3.8.2, 3.8.3, 3.12, 3.13, 3.15.1,
 5.2.1, 6.2.1, 7.3.4, 9.3.2, 9.3.3, 9.5.1.3, 9.10.2, 10.2.1,
 10.2.4, 14.2.1.1, 14.2.1.2
 Labor Disputes
 8.3.1
 Laws and Regulations
 1.5, 2.3.2, 3.2.3, 3.2.4, 3.6, 3.7, 3.12.10, 3.13, 9.6.4,
 9.9.1, 10.2.2, 13.1, 13.3.1, 13.4.2, 13.5, 14, 15.2.8,
 15.4
 Liens
 2.1.2, 9.3.1, 9.3.3, 9.6.8, 9.10.2, 9.10.4, 15.2.8
 Limitations, Statutes of
 12.2.5, 15.1.2, 15.4.1.1
 Limitations of Liability
 3.2.2, 3.5, 3.12.10, 3.12.10.1, 3.17, 3.18.1, 4.2.6,
 4.2.7, 6.2.2, 9.4.2, 9.6.4, 9.6.7, 9.6.8, 10.2.5, 10.3.3,
 11.3, 12.2.5, 13.3.1
 Limitations of Time
 2.1.2, 2.2, 2.5, 3.2.2, 3.10, 3.11, 3.12.5, 3.15.1, 4.2.7,
 5.2, 5.3, 5.4.1, 6.2.4, 7.3, 7.4, 8.2, 9.2, 9.3.1, 9.3.3,
 9.4.1, 9.5, 9.6, 9.7, 9.8, 9.9, 9.10, 12.2, 13.4, 14, 15,
 15.1.2, 15.1.3, 15.1.5
 Materials, Hazardous
 10.2.4, 10.3
 Materials, Labor, Equipment and
 1.1.3, 1.1.6, 3.4.1, 3.5, 3.8.2, 3.8.3, 3.12, 3.13, 3.15.1,
 5.2.1, 6.2.1, 7.3.4, 9.3.2, 9.3.3, 9.5.1.3, 9.10.2,
 10.2.1.2, 10.2.4, 14.2.1.1, 14.2.1.2
 Means, Methods, Techniques, Sequences and
 Procedures of Construction
 3.3.1, 3.12.10, 4.2.2, 4.2.7, 9.4.2
 Mechanic's Lien
 2.1.2, 9.3.1, 9.3.3, 9.6.8, 9.10.2, 9.10.4, 15.2.8
 Mediation
 8.3.1, 15.1.3.2, 15.2.1, 15.2.5, 15.2.6, 15.3, 15.4.1,
 15.4.1.1
 Minor Changes in the Work
 1.1.1, 3.4.2, 3.12.8, 4.2.8, 7.1, 7.4
MISCELLANEOUS PROVISIONS
 13

Init.

Modifications, Definition of
 1.1.1
 Modifications to the Contract
 1.1.1, 1.1.2, 2.5, 3.11, 4.1.2, 4.2.1, 5.2.3, 7, 8.3.1, 9.7,
 10.3.2
 Mutual Responsibility
 6.2
 Nonconforming Work, Acceptance of
 9.6.6, 9.9.3, 12.3
 Nonconforming Work, Rejection and Correction of
 2.4, 2.5, 3.5, 4.2.6, 6.2.4, 9.5.1, 9.8.2, 9.9.3, 9.10.4,
 12.2
 Notice
 1.6, 1.6.1, 1.6.2, 2.1.2, 2.2.2., 2.2.3, 2.2.4, 2.5, 3.2.4,
 3.3.1, 3.7.4, 3.7.5, 3.9.2, 3.12.9, 3.12.10, 5.2.1, 7.4,
 8.2.2, 9.6.8, 9.7, 9.10.1, 10.2.8, 10.3.2, 11.5, 12.2.2.1,
 13.4.1, 13.4.2, 14.1, 14.2.2, 14.4.2, 15.1.3, 15.1.5,
 15.1.6, 15.4.1
 Notice of Cancellation or Expiration of Insurance
 11.1.4, 11.2.3
 Notice of Claims
 1.6.2, 2.1.2, 3.7.4, 9.6.8, 10.2.8, 15.1.3, 15.1.5,
 15.1.6, 15.2.8, 15.3.2, 15.4.1
 Notice of Testing and Inspections
 13.4.1, 13.4.2
 Observations, Contractor's
 3.2, 3.7.4
 Occupancy
 2.3.1, 9.6.6, 9.8
 Orders, Written
 1.1.1, 2.4, 3.9.2, 7, 8.2.2, 11.5, 12.1, 12.2.2.1, 13.4.2,
 14.3.1
 OWNER
 2
 Owner, Definition of
 2.1.1
 Owner, Evidence of Financial Arrangements
 2.2, 13.2.2, 14.1.1.4
 Owner, Information and Services Required of the
 2.1.2, 2.2, 2.3, 3.2.2, 3.12.10, 6.1.3, 6.1.4, 6.2.5,
 9.3.2, 9.6.1, 9.6.4, 9.9.2, 9.10.3, 10.3.3, 11.2, 13.4.1,
 13.4.2, 14.1.1.4, 14.1.4, 15.1.4
 Owner's Authority
 1.5, 2.1.1, 2.3.3.2.4, 2.5, 3.4.2, 3.8.1, 3.12.10, 3.14.2,
 4.1.2, 4.2.4, 4.2.9, 5.2.1, 5.2.4, 5.4.1, 6.1, 6.3, 7.2.1,
 7.3.1, 8.2.2, 8.3.1, 9.3.2, 9.5.1, 9.6.4, 9.9.1, 9.10.2,
 10.3.2, 11.4, 11.5, 12.2.2, 12.3, 13.2.2, 14.3, 14.4,
 15.2.7
 Owner's Insurance
 11.2
 Owner's Relationship with Subcontractors
 1.1.2, 5.2, 5.3, 5.4, 9.6.4, 9.10.2, 14.2.2
 Owner's Right to Carry Out the Work
 2.5, 14.2.2
 Owner's Right to Clean Up
 6.3
 Owner's Right to Perform Construction and to Award

Separate Contracts
 6.1
 Owner's Right to Stop the Work
 2.4
 Owner's Right to Suspend the Work
 14.3
 Owner's Right to Terminate the Contract
 14.2, 14.4
 Ownership and Use of Drawings, Specifications and
 Other Instruments of Service
 1.1.1, 1.1.6, 1.1.7, 1.5, 2.3.6, 3.2.2, 3.11, 3.17, 4.2.12,
 5.3
 Partial Occupancy or Use
 9.6.6, 9.9
 Patching, Cutting and
 3.14, 6.2.5
 Patents
 3.17
 Payment, Applications for
 4.2.5, 7.3.9, 9.2, 9.3, 9.4, 9.5, 9.6.3, 9.7, 9.8.5, 9.10.1,
 14.2.3, 14.2.4, 14.4.3
 Payment, Certificates for
 4.2.5, 4.2.9, 9.3.3, 9.4, 9.5, 9.6.1, 9.6.6, 9.7, 9.10.1,
 9.10.3, 14.1.1.3, 14.2.4
 Payment, Failure of
 9.5.1.3, 9.7, 9.10.2, 13.5, 14.1.1.3, 14.2.1.2
 Payment, Final
 4.2.1, 4.2.9, 9.10, 12.3, 14.2.4, 14.4.3
 Payment Bond, Performance Bond and
 7.3.4.4, 9.6.7, 9.10.3, 11.1.2
 Payments, Progress
 9.3, 9.6, 9.8.5, 9.10.3, 14.2.3, 15.1.4
 PAYMENTS AND COMPLETION
 9
 Payments to Subcontractors
 5.4.2, 9.5.1.3, 9.6.2, 9.6.3, 9.6.4, 9.6.7, 14.2.1.2
 PCB
 10.3.1
 Performance Bond and Payment Bond
 7.3.4.4, 9.6.7, 9.10.3, 11.1.2
 Permits, Fees, Notices and Compliance with Laws
 2.3.1, 3.7, 3.13, 7.3.4.4, 10.2.2
 PERSONS AND PROPERTY, PROTECTION OF
 10
 Polychlorinated Biphenyl
 10.3.1
 Product Data, Definition of
 3.12.2
 Product Data and Samples, Shop Drawings
 3.11, 3.12, 4.2.7
 Progress and Completion
 4.2.2, 8.2, 9.8, 9.9.1, 14.1.4, 15.1.4
 Progress Payments
 9.3, 9.6, 9.8.5, 9.10.3, 14.2.3, 15.1.4
 Project, Definition of
 1.1.4
 Project Representatives

Init.

4.2.10
 Property Insurance
 10.2.5, 11.2
 Proposal Requirements
 1.1.1
PROTECTION OF PERSONS AND PROPERTY
 10
 Regulations and Laws
 1.5, 2.3.2, 3.2.3, 3.6, 3.7, 3.12.10, 3.13, 9.6.4, 9.9.1,
 10.2.2, 13.1, 13.3, 13.4.1, 13.4.2, 13.5, 14, 15.2.8,
 15.4
 Rejection of Work
 4.2.6, 12.2.1
 Releases and Waivers of Liens
 9.3.1, 9.10.2
 Representations
 3.2.1, 3.5, 3.12.6, 8.2.1, 9.3.3, 9.4.2, 9.5.1, 9.10.1
 Representatives
 2.1.1, 3.1.1, 3.9, 4.1.1, 4.2.10, 13.2.1
 Responsibility for Those Performing the Work
 3.3.2, 3.18, 4.2.2, 4.2.3, 5.3, 6.1.3, 6.2, 6.3, 9.5.1, 10
 Retainage
 9.3.1, 9.6.2, 9.8.5, 9.9.1, 9.10.2, 9.10.3
 Review of Contract Documents and Field Conditions
 by Contractor
 3.2, 3.12.7, 6.1.3
 Review of Contractor's Submittals by Owner and
 Architect
 3.10.1, 3.10.2, 3.11, 3.12, 4.2, 5.2, 6.1.3, 9.2, 9.8.2
 Review of Shop Drawings, Product Data and
 Samples by Contractor
 3.12
 Rights and Remedies
 1.1.2, 2.4, 2.5, 3.5, 3.7.4, 3.15.2, 4.2.6, 5.3, 5.4, 6.1,
 6.3, 7.3.1, 8.3, 9.5.1, 9.7, 10.2.5, 10.3, 12.2.1, 12.2.2,
 12.2.4, 13.3, 14, 15.4
 Royalties, Patents and Copyrights
 3.17
 Rules and Notices for Arbitration
 15.4.1
 Safety of Persons and Property
 10.2, 10.4
 Safety Precautions and Programs
 3.3.1, 4.2.2, 4.2.7, 5.3, 10.1, 10.2, 10.4
 Samples, Definition of
 3.12.3
 Samples, Shop Drawings, Product Data and
 3.11, 3.12, 4.2.7
 Samples at the Site, Documents and
 3.11
 Schedule of Values
 9.2, 9.3.1
 Schedules, Construction
 3.10, 3.12.1, 3.12.2, 6.1.3, 15.1.6.2
 Separate Contracts and Contractors
 1.1.4, 3.12.5, 3.14.2, 4.2.4, 4.2.7, 6, 8.3.1, 12.1.2
 Separate Contractors, Definition of

6.1.1
 Shop Drawings, Definition of
 3.12.1
 Shop Drawings, Product Data and Samples
 3.11, 3.12, 4.2.7
 Site, Use of
 3.13, 6.1.1, 6.2.1
 Site Inspections
 3.2.2, 3.3.3, 3.7.1, 3.7.4, 4.2, 9.9.2, 9.4.2, 9.10.1, 13.4
 Site Visits, Architect's
 3.7.4, 4.2.2, 4.2.9, 9.4.2, 9.5.1, 9.9.2, 9.10.1, 13.4
 Special Inspections and Testing
 4.2.6, 12.2.1, 13.4
 Specifications, Definition of
 1.1.6
 Specifications
 1.1.1, 1.1.6, 1.2.2, 1.5, 3.12.10, 3.17, 4.2.14
 Statute of Limitations
 15.1.2, 15.4.1.1
 Stopping the Work
 2.2.2, 2.4, 9.7, 10.3, 14.1
 Stored Materials
 6.2.1, 9.3.2, 10.2.1.2, 10.2.4
 Subcontractor, Definition of
 5.1.1
SUBCONTRACTORS
 5
 Subcontractors, Work by
 1.2.2, 3.3.2, 3.12.1, 3.18, 4.2.3, 5.2.3, 5.3, 5.4,
 9.3.1.2, 9.6.7
 Subcontractual Relations
 5.3, 5.4, 9.3.1.2, 9.6, 9.10, 10.2.1, 14.1, 14.2.1
 Submittals
 3.10, 3.11, 3.12, 4.2.7, 5.2.1, 5.2.3, 7.3.4, 9.2, 9.3,
 9.8, 9.9.1, 9.10.2, 9.10.3
 Submittal Schedule
 3.10.2, 3.12.5, 4.2.7
 Subrogation, Waivers of
 6.1.1, 11.3
 Substances, Hazardous
 10.3
 Substantial Completion
 4.2.9, 8.1.1, 8.1.3, 8.2.3, 9.4.2, 9.8, 9.9.1, 9.10.3,
 12.2, 15.1.2
 Substantial Completion, Definition of
 9.8.1
 Substitution of Subcontractors
 5.2.3, 5.2.4
 Substitution of Architect
 2.3.3
 Substitutions of Materials
 3.4.2, 3.5, 7.3.8
 Sub-subcontractor, Definition of
 5.1.2
 Subsurface Conditions
 3.7.4
 Successors and Assigns

Init.

13.2
 Superintendent
 3.9, 10.2.6
 Supervision and Construction Procedures
 1.2.2, 3.3, 3.4, 3.12.10, 4.2.2, 4.2.7, 6.1.3, 6.2.4,
 7.1.3, 7.3.4, 8.2, 8.3.1, 9.4.2, 10, 12, 14, 15.1.4
 Suppliers
 1.5, 3.12.1, 4.2.4, 4.2.6, 5.2.1, 9.3, 9.4.2, 9.5.4, 9.6,
 9.10.5, 14.2.1
 Surety
 5.4.1.2, 9.6.8, 9.8.5, 9.10.2, 9.10.3, 11.1.2, 14.2.2,
 15.2.7
 Surety, Consent of
 9.8.5, 9.10.2, 9.10.3
 Surveys
 1.1.7, 2.3.4
 Suspension by the Owner for Convenience
 14.3
 Suspension of the Work
 3.7.5, 5.4.2, 14.3
 Suspension or Termination of the Contract
 5.4.1.1, 14
 Taxes
 3.6, 3.8.2.1, 7.3.4.4
 Termination by the Contractor
 14.1, 15.1.7
 Termination by the Owner for Cause
 5.4.1.1, 14.2, 15.1.7
 Termination by the Owner for Convenience
 14.4
 Termination of the Architect
 2.3.3
 Termination of the Contractor Employment
 14.2.2

TERMINATION OR SUSPENSION OF THE CONTRACT
 14
 Tests and Inspections
 3.1.3, 3.3.3, 3.7.1, 4.2.2, 4.2.6, 4.2.9, 9.4.2, 9.8.3,
 9.9.2, 9.10.1, 10.3.2, 12.2.1, 13.4
TIME
 8
 Time, Delays and Extensions of
 3.2.4, 3.7.4, 5.2.3, 7.2.1, 7.3.1, 7.4, 8.3, 9.5.1, 9.7,
 10.3.2, 10.4, 14.3.2, 15.1.6, 15.2.5
 Time Limits
 2.1.2, 2.2, 2.5, 3.2.2, 3.10, 3.11, 3.12.5, 3.15.1, 4.2,
 5.2, 5.3, 5.4, 6.2.4, 7.3, 7.4, 8.2, 9.2, 9.3.1, 9.3.3,
 9.4.1, 9.5, 9.6, 9.7, 9.8, 9.9, 9.10, 12.2, 13.4, 14,
 15.1.2, 15.1.3, 15.4
 Time Limits on Claims
 3.7.4, 10.2.8, 15.1.2, 15.1.3
 Title to Work
 9.3.2, 9.3.3
UNCOVERING AND CORRECTION OF WORK
 12
 Uncovering of Work
 12.1
 Unforeseen Conditions, Concealed or Unknown
 3.7.4, 8.3.1, 10.3
 Unit Prices
 7.3.3.2, 9.1.2
 Use of Documents
 1.1.1, 1.5, 2.3.6, 3.12.6, 5.3
 Use of Site
 3.13, 6.1.1, 6.2.1
 Values, Schedule of
 9.2, 9.3.1
 Waiver of Claims by the Architect
 13.3.2
 Waiver of Claims by the Contractor
 9.10.5, 13.3.2, 15.1.7
 Waiver of Claims by the Owner
 9.9.3, 9.10.3, 9.10.4, 12.2.2.1, 13.3.2, 14.2.4, 15.1.7
 Waiver of Consequential Damages
 14.2.4, 15.1.7
 Waiver of Liens
 9.3, 9.10.2, 9.10.4
 Waivers of Subrogation
 6.1.1, 11.3
 Warranty
 3.5, 4.2.9, 9.3.3, 9.8.4, 9.9.1, 9.10.2, 9.10.4, 12.2.2,
 15.1.2
 Weather Delays
 8.3, 15.1.6.2
 Work, Definition of
 1.1.3
 Written Consent
 1.5.2, 3.4.2, 3.7.4, 3.12.8, 3.14.2, 4.1.2, 9.3.2, 9.10.3,
 13.2, 13.3.2, 15.4.4.2
 Written Interpretations
 4.2.11, 4.2.12
 Written Orders
 1.1.1, 2.4, 3.9, 7, 8.2.2, 12.1, 12.2, 13.4.2, 14.3.1

ARTICLE 1 GENERAL PROVISIONS

§ 1.1 Basic Definitions

§ 1.1.1 The Contract Documents

The Contract Documents are enumerated in the Agreement between the Owner and Contractor (hereinafter the Agreement) and consist of the Agreement, Conditions of the Contract (General, Supplementary and other Conditions), Drawings, Specifications, Addenda issued prior to execution of the Contract, other documents listed in the Agreement, and Modifications issued after execution of the Contract. A Modification is (1) a written amendment to the Contract signed by both parties, (2) a Change Order, (3) a Construction Change Directive, or (4) a written order for a minor change in the Work issued by the Architect. Unless specifically enumerated in the Agreement, the Contract Documents do not include the advertisement or invitation to bid, Instructions to Bidders, sample forms, other information furnished by the Owner in anticipation of receiving bids or proposals, the Contractor's bid or proposal, or portions of Addenda relating to bidding or proposal requirements.

§ 1.1.2 The Contract

The Contract Documents form the Contract for Construction. The Contract represents the entire and integrated agreement between the parties hereto and supersedes prior negotiations, representations, or agreements, either written or oral. The Contract may be amended or modified only by a Modification. The Contract Documents shall not be construed to create a contractual relationship of any kind (1) between the Contractor and the Architect or the Architect's consultants, (2) between the Owner and a Subcontractor or a Sub-subcontractor, (3) between the Owner and the Architect or the Architect's consultants, or (4) between any persons or entities other than the Owner and the Contractor. The Architect shall, however, be entitled to performance and enforcement of obligations under the Contract intended to facilitate performance of the Architect's duties.

§ 1.1.3 The Work

The term "Work" means the construction and services required by the Contract Documents, whether completed or partially completed, and includes all other labor, materials, equipment, and services provided or to be provided by the Contractor to fulfill the Contractor's obligations. The Work may constitute the whole or a part of the Project.

§ 1.1.4 The Project

The Project is the total construction of which the Work performed under the Contract Documents may be the whole or a part and which may include construction by the Owner and by Separate Contractors.

§ 1.1.5 The Drawings

The Drawings are the graphic and pictorial portions of the Contract Documents showing the design, location and dimensions of the Work, generally including plans, elevations, sections, details, schedules, and diagrams.

§ 1.1.6 The Specifications

The Specifications are that portion of the Contract Documents consisting of the written requirements for materials, equipment, systems, standards and workmanship for the Work, and performance of related services.

§ 1.1.7 Instruments of Service

Instruments of Service are representations, in any medium of expression now known or later developed, of the tangible and intangible creative work performed by the Architect and the Architect's consultants under their respective professional services agreements. Instruments of Service may include, without limitation, studies, surveys, models, sketches, drawings, specifications, and other similar materials.

§ 1.1.8 Initial Decision Maker

The Initial Decision Maker is the person identified in the Agreement to render initial decisions on Claims in accordance with Section 15.2. The Initial Decision Maker shall not show partiality to the Owner or Contractor and shall not be liable for results of interpretations or decisions rendered in good faith.

§ 1.2 Correlation and Intent of the Contract Documents

§ 1.2.1 The intent of the Contract Documents is to include all items necessary for the proper execution and completion of the Work by the Contractor. The Contract Documents are complementary, and what is required by one shall be as binding as if required by all; performance by the Contractor shall be required only to the extent

consistent with the Contract Documents and reasonably inferable from them as being necessary to produce the indicated results.

§ 1.2.1.1 The invalidity of any provision of the Contract Documents shall not invalidate the Contract or its remaining provisions. If it is determined that any provision of the Contract Documents violates any law, or is otherwise invalid or unenforceable, then that provision shall be revised to the extent necessary to make that provision legal and enforceable. In such case the Contract Documents shall be construed, to the fullest extent permitted by law, to give effect to the parties' intentions and purposes in executing the Contract.

§ 1.2.2 Organization of the Specifications into divisions, sections and articles, and arrangement of Drawings shall not control the Contractor in dividing the Work among Subcontractors or in establishing the extent of Work to be performed by any trade.

§ 1.2.3 Unless otherwise stated in the Contract Documents, words that have well-known technical or construction industry meanings are used in the Contract Documents in accordance with such recognized meanings.

§ 1.3 Capitalization

Terms capitalized in these General Conditions include those that are (1) specifically defined, (2) the titles of numbered articles, or (3) the titles of other documents published by the American Institute of Architects.

§ 1.4 Interpretation

In the interest of brevity the Contract Documents frequently omit modifying words such as "all" and "any" and articles such as "the" and "an," but the fact that a modifier or an article is absent from one statement and appears in another is not intended to affect the interpretation of either statement.

§ 1.5 Ownership and Use of Drawings, Specifications, and Other Instruments of Service

§ 1.5.1 The Architect and the Architect's consultants shall be deemed the authors and owners of their respective Instruments of Service, including the Drawings and Specifications, and retain all common law, statutory, and other reserved rights in their Instruments of Service, including copyrights. The Contractor, Subcontractors, Sub-subcontractors, and suppliers shall not own or claim a copyright in the Instruments of Service. Submittal or distribution to meet official regulatory requirements or for other purposes in connection with the Project is not to be construed as publication in derogation of the Architect's or Architect's consultants' reserved rights.

§ 1.5.2 The Contractor, Subcontractors, Sub-subcontractors, and suppliers are authorized to use and reproduce the Instruments of Service provided to them, subject to any protocols established pursuant to Sections 1.7 and 1.8, solely and exclusively for execution of the Work. All copies made under this authorization shall bear the copyright notice, if any, shown on the Instruments of Service. The Contractor, Subcontractors, Sub-subcontractors, and suppliers may not use the Instruments of Service on other projects or for additions to the Project outside the scope of the Work without the specific written consent of the Owner, Architect, and the Architect's consultants.

§ 1.6 Notice

§ 1.6.1 Except as otherwise provided in Section 1.6.2, where the Contract Documents require one party to notify or give notice to the other party, such notice shall be provided in writing to the designated representative of the party to whom the notice is addressed and shall be deemed to have been duly served if delivered in person, by mail, by courier, or by electronic transmission if a method for electronic transmission is set forth in the Agreement.

§ 1.6.2 Notice of Claims as provided in Section 15.1.3 shall be provided in writing and shall be deemed to have been duly served only if delivered to the designated representative of the party to whom the notice is addressed by certified or registered mail, or by courier providing proof of delivery.

§ 1.7 Digital Data Use and Transmission

The parties shall agree upon protocols governing the transmission and use of Instruments of Service or any other information or documentation in digital form. The parties will use AIA Document E203™-2013, Building Information Modeling and Digital Data Exhibit, to establish the protocols for the development, use, transmission, and exchange of digital data.

§ 1.8 Building Information Models Use and Reliance

Any use of, or reliance on, all or a portion of a building information model without agreement to protocols governing the use of, and reliance on, the information contained in the model and without having those protocols set forth in AIA Document E203™-2013, Building Information Modeling and Digital Data Exhibit, and the requisite AIA Document G202™-2013, Project Building Information Modeling Protocol Form, shall be at the using or relying party's sole risk and without liability to the other party and its contractors or consultants, the authors of, or contributors to, the building information model, and each of their agents and employees.

ARTICLE 2 OWNER

§ 2.1 General

§ 2.1.1 The Owner is the person or entity identified as such in the Agreement and is referred to throughout the Contract Documents as if singular in number. The Owner shall designate in writing a representative who shall have express authority to bind the Owner with respect to all matters requiring the Owner's approval or authorization. Except as otherwise provided in Section 4.2.1, the Architect does not have such authority. The term "Owner" means the Owner or the Owner's authorized representative.

§ 2.1.2 The Owner shall furnish to the Contractor, within fifteen days after receipt of a written request, information necessary and relevant for the Contractor to evaluate, give notice of, or enforce mechanic's lien rights. Such information shall include a correct statement of the record legal title to the property on which the Project is located, usually referred to as the site, and the Owner's interest therein.

§ 2.2 Evidence of the Owner's Financial Arrangements

§ 2.2.1 Prior to commencement of the Work and upon written request by the Contractor, the Owner shall furnish to the Contractor reasonable evidence that the Owner has made financial arrangements to fulfill the Owner's obligations under the Contract. The Contractor shall have no obligation to commence the Work until the Owner provides such evidence. If commencement of the Work is delayed under this Section 2.2.1, the Contract Time shall be extended appropriately.

§ 2.2.2 Following commencement of the Work and upon written request by the Contractor, the Owner shall furnish to the Contractor reasonable evidence that the Owner has made financial arrangements to fulfill the Owner's obligations under the Contract only if (1) the Owner fails to make payments to the Contractor as the Contract Documents require; (2) the Contractor identifies in writing a reasonable concern regarding the Owner's ability to make payment when due; or (3) a change in the Work materially changes the Contract Sum. If the Owner fails to provide such evidence, as required, within fourteen days of the Contractor's request, the Contractor may immediately stop the Work and, in that event, shall notify the Owner that the Work has stopped. However, if the request is made because a change in the Work materially changes the Contract Sum under (3) above, the Contractor may immediately stop only that portion of the Work affected by the change until reasonable evidence is provided. If the Work is stopped under this Section 2.2.2, the Contract Time shall be extended appropriately and the Contract Sum shall be increased by the amount of the Contractor's reasonable costs of shutdown, delay and start-up, plus interest as provided in the Contract Documents.

§ 2.2.3 After the Owner furnishes evidence of financial arrangements under this Section 2.2, the Owner shall not materially vary such financial arrangements without prior notice to the Contractor.

§ 2.2.4 Where the Owner has designated information furnished under this Section 2.2 as "confidential," the Contractor shall keep the information confidential and shall not disclose it to any other person. However, the Contractor may disclose "confidential" information, after seven (7) days' notice to the Owner, where disclosure is required by law, including a subpoena or other form of compulsory legal process issued by a court or governmental entity, or by court or arbitrator(s) order. The Contractor may also disclose "confidential" information to its employees, consultants, sureties, Subcontractors and their employees, Sub-subcontractors, and others who need to know the content of such information solely and exclusively for the Project and who agree to maintain the confidentiality of such information.

§ 2.3 Information and Services Required of the Owner

§ 2.3.1 Except for permits and fees that are the responsibility of the Contractor under the Contract Documents, including those required under Section 3.7.1, the Owner shall secure and pay for necessary approvals, easements,

assessments and charges required for construction, use or occupancy of permanent structures or for permanent changes in existing facilities.

§ 2.3.2 The Owner shall retain an architect lawfully licensed to practice architecture, or an entity lawfully practicing architecture, in the jurisdiction where the Project is located. That person or entity is identified as the Architect in the Agreement and is referred to throughout the Contract Documents as if singular in number.

§ 2.3.3 If the employment of the Architect terminates, the Owner shall employ a successor to whom the Contractor has no reasonable objection and whose status under the Contract Documents shall be that of the Architect.

§ 2.3.4 The Owner shall furnish surveys describing physical characteristics, legal limitations and utility locations for the site of the Project, and a legal description of the site. The Contractor shall be entitled to rely on the accuracy of information furnished by the Owner but shall exercise proper precautions relating to the safe performance of the Work.

§ 2.3.5 The Owner shall furnish information or services required of the Owner by the Contract Documents with reasonable promptness. The Owner shall also furnish any other information or services under the Owner's control and relevant to the Contractor's performance of the Work with reasonable promptness after receiving the Contractor's written request for such information or services.

§ 2.3.6 Unless otherwise provided in the Contract Documents, the Owner shall furnish to the Contractor one copy of the Contract Documents for purposes of making reproductions pursuant to Section 1.5.2.

§ 2.4 Owner's Right to Stop the Work

If the Contractor fails to correct Work that is not in accordance with the requirements of the Contract Documents as required by Section 12.2 or repeatedly fails to carry out Work in accordance with the Contract Documents, the Owner may issue a written order to the Contractor to stop the Work, or any portion thereof, until the cause for such order has been eliminated; however, the right of the Owner to stop the Work shall not give rise to a duty on the part of the Owner to exercise this right for the benefit of the Contractor or any other person or entity, except to the extent required by Section 6.1.3.

§ 2.5 Owner's Right to Carry Out the Work

If the Contractor defaults or neglects to carry out the Work in accordance with the Contract Documents and fails within a ten-day period after receipt of notice from the Owner to commence and continue correction of such default or neglect with diligence and promptness, the Owner may, without prejudice to other remedies the Owner may have, correct such default or neglect. Such action by the Owner and amounts charged to the Contractor are both subject to prior approval of the Architect and the Architect may, pursuant to Section 9.5.1, withhold or nullify a Certificate for Payment in whole or in part, to the extent reasonably necessary to reimburse the Owner for the reasonable cost of correcting such deficiencies, including Owner's expenses and compensation for the Architect's additional services made necessary by such default, neglect, or failure. If current and future payments are not sufficient to cover such amounts, the Contractor shall pay the difference to the Owner. If the Contractor disagrees with the actions of the Owner or the Architect, or the amounts claimed as costs to the Owner, the Contractor may file a Claim pursuant to Article 15.

ARTICLE 3 CONTRACTOR

§ 3.1 General

§ 3.1.1 The Contractor is the person or entity identified as such in the Agreement and is referred to throughout the Contract Documents as if singular in number. The Contractor shall be lawfully licensed, if required in the jurisdiction where the Project is located. The Contractor shall designate in writing a representative who shall have express authority to bind the Contractor with respect to all matters under this Contract. The term "Contractor" means the Contractor or the Contractor's authorized representative.

§ 3.1.2 The Contractor shall perform the Work in accordance with the Contract Documents.

§ 3.1.3 The Contractor shall not be relieved of its obligations to perform the Work in accordance with the Contract Documents either by activities or duties of the Architect in the Architect's administration of the Contract, or by tests, inspections or approvals required or performed by persons or entities other than the Contractor.

Init.

§ 3.2 Review of Contract Documents and Field Conditions by Contractor

§ 3.2.1 Execution of the Contract by the Contractor is a representation that the Contractor has visited the site, become generally familiar with local conditions under which the Work is to be performed, and correlated personal observations with requirements of the Contract Documents.

§ 3.2.2 Because the Contract Documents are complementary, the Contractor shall, before starting each portion of the Work, carefully study and compare the various Contract Documents relative to that portion of the Work, as well as the information furnished by the Owner pursuant to Section 2.3.4, shall take field measurements of any existing conditions related to that portion of the Work, and shall observe any conditions at the site affecting it. These obligations are for the purpose of facilitating coordination and construction by the Contractor and are not for the purpose of discovering errors, omissions, or inconsistencies in the Contract Documents; however, the Contractor shall promptly report to the Architect any errors, inconsistencies or omissions discovered by or made known to the Contractor as a request for information in such form as the Architect may require. It is recognized that the Contractor's review is made in the Contractor's capacity as a contractor and not as a licensed design professional, unless otherwise specifically provided in the Contract Documents.

§ 3.2.3 The Contractor is not required to ascertain that the Contract Documents are in accordance with applicable laws, statutes, ordinances, codes, rules and regulations, or lawful orders of public authorities, but the Contractor shall promptly report to the Architect any nonconformity discovered by or made known to the Contractor as a request for information in such form as the Architect may require.

§ 3.2.4 If the Contractor believes that additional cost or time is involved because of clarifications or instructions the Architect issues in response to the Contractor's notices or requests for information pursuant to Sections 3.2.2 or 3.2.3, the Contractor shall submit Claims as provided in Article 15. If the Contractor fails to perform the obligations of Sections 3.2.2 or 3.2.3, the Contractor shall pay such costs and damages to the Owner, subject to Section 15.1.7, as would have been avoided if the Contractor had performed such obligations. If the Contractor performs those obligations, the Contractor shall not be liable to the Owner or Architect for damages resulting from errors, inconsistencies or omissions in the Contract Documents, for differences between field measurements or conditions and the Contract Documents, or for nonconformities of the Contract Documents to applicable laws, statutes, ordinances, codes, rules and regulations, and lawful orders of public authorities.

§ 3.3 Supervision and Construction Procedures

§ 3.3.1 The Contractor shall supervise and direct the Work, using the Contractor's best skill and attention. The Contractor shall be solely responsible for, and have control over, construction means, methods, techniques, sequences, and procedures, and for coordinating all portions of the Work under the Contract. If the Contract Documents give specific instructions concerning construction means, methods, techniques, sequences, or procedures, the Contractor shall evaluate the jobsite safety thereof and shall be solely responsible for the jobsite safety of such means, methods, techniques, sequences, or procedures. If the Contractor determines that such means, methods, techniques, sequences or procedures may not be safe, the Contractor shall give timely notice to the Owner and Architect, and shall propose alternative means, methods, techniques, sequences, or procedures. The Architect shall evaluate the proposed alternative solely for conformance with the design intent for the completed construction. Unless the Architect objects to the Contractor's proposed alternative, the Contractor shall perform the Work using its alternative means, methods, techniques, sequences, or procedures.

§ 3.3.2 The Contractor shall be responsible to the Owner for acts and omissions of the Contractor's employees, Subcontractors and their agents and employees, and other persons or entities performing portions of the Work for, or on behalf of, the Contractor or any of its Subcontractors.

§ 3.3.3 The Contractor shall be responsible for inspection of portions of Work already performed to determine that such portions are in proper condition to receive subsequent Work.

§ 3.4 Labor and Materials

§ 3.4.1 Unless otherwise provided in the Contract Documents, the Contractor shall provide and pay for labor, materials, equipment, tools, construction equipment and machinery, water, heat, utilities, transportation, and other facilities and services necessary for proper execution and completion of the Work, whether temporary or permanent and whether or not incorporated or to be incorporated in the Work.

Init.

§ 3.4.2 Except in the case of minor changes in the Work approved by the Architect in accordance with Section 3.12.8 or ordered by the Architect in accordance with Section 7.4, the Contractor may make substitutions only with the consent of the Owner, after evaluation by the Architect and in accordance with a Change Order or Construction Change Directive.

§ 3.4.3 The Contractor shall enforce strict discipline and good order among the Contractor's employees and other persons carrying out the Work. The Contractor shall not permit employment of unfit persons or persons not properly skilled in tasks assigned to them.

§ 3.5 Warranty

§ 3.5.1 The Contractor warrants to the Owner and Architect that materials and equipment furnished under the Contract will be of good quality and new unless the Contract Documents require or permit otherwise. The Contractor further warrants that the Work will conform to the requirements of the Contract Documents and will be free from defects, except for those inherent in the quality of the Work the Contract Documents require or permit. Work, materials, or equipment not conforming to these requirements may be considered defective. The Contractor's warranty excludes remedy for damage or defect caused by abuse, alterations to the Work not executed by the Contractor, improper or insufficient maintenance, improper operation, or normal wear and tear and normal usage. If required by the Architect, the Contractor shall furnish satisfactory evidence as to the kind and quality of materials and equipment.

§ 3.5.2 All material, equipment, or other special warranties required by the Contract Documents shall be issued in the name of the Owner, or shall be transferable to the Owner, and shall commence in accordance with Section 9.8.4.

§ 3.6 Taxes

The Contractor shall pay sales, consumer, use and similar taxes for the Work provided by the Contractor that are legally enacted when bids are received or negotiations concluded, whether or not yet effective or merely scheduled to go into effect.

§ 3.7 Permits, Fees, Notices and Compliance with Laws

§ 3.7.1 Unless otherwise provided in the Contract Documents, the Contractor shall secure and pay for the building permit as well as for other permits, fees, licenses, and inspections by government agencies necessary for proper execution and completion of the Work that are customarily secured after execution of the Contract and legally required at the time bids are received or negotiations concluded.

§ 3.7.2 The Contractor shall comply with and give notices required by applicable laws, statutes, ordinances, codes, rules and regulations, and lawful orders of public authorities applicable to performance of the Work.

§ 3.7.3 If the Contractor performs Work knowing it to be contrary to applicable laws, statutes, ordinances, codes, rules and regulations, or lawful orders of public authorities, the Contractor shall assume appropriate responsibility for such Work and shall bear the costs attributable to correction.

§ 3.7.4 Concealed or Unknown Conditions

If the Contractor encounters conditions at the site that are (1) subsurface or otherwise concealed physical conditions that differ materially from those indicated in the Contract Documents or (2) unknown physical conditions of an unusual nature that differ materially from those ordinarily found to exist and generally recognized as inherent in construction activities of the character provided for in the Contract Documents, the Contractor shall promptly provide notice to the Owner and the Architect before conditions are disturbed and in no event later than 14 days after first observance of the conditions. The Architect will promptly investigate such conditions and, if the Architect determines that they differ materially and cause an increase or decrease in the Contractor's cost of, or time required for, performance of any part of the Work, will recommend that an equitable adjustment be made in the Contract Sum or Contract Time, or both. If the Architect determines that the conditions at the site are not materially different from those indicated in the Contract Documents and that no change in the terms of the Contract is justified, the Architect shall promptly notify the Owner and Contractor, stating the reasons. If either party disputes the Architect's determination or recommendation, that party may submit a Claim as provided in Article 15.

§ 3.7.5 If, in the course of the Work, the Contractor encounters human remains or recognizes the existence of burial markers, archaeological sites or wetlands not indicated in the Contract Documents, the Contractor shall immediately suspend any operations that would affect them and shall notify the Owner and Architect. Upon receipt of such notice, the Owner shall promptly take any action necessary to obtain governmental authorization required to resume the operations. The Contractor shall continue to suspend such operations until otherwise instructed by the Owner but shall continue with all other operations that do not affect those remains or features. Requests for adjustments in the Contract Sum and Contract Time arising from the existence of such remains or features may be made as provided in Article 15.

§ 3.8 Allowances

§ 3.8.1 The Contractor shall include in the Contract Sum all allowances stated in the Contract Documents. Items covered by allowances shall be supplied for such amounts and by such persons or entities as the Owner may direct, but the Contractor shall not be required to employ persons or entities to whom the Contractor has reasonable objection.

§ 3.8.2 Unless otherwise provided in the Contract Documents,

- .1 allowances shall cover the cost to the Contractor of materials and equipment delivered at the site and all required taxes, less applicable trade discounts;
- .2 Contractor's costs for unloading and handling at the site, labor, installation costs, overhead, profit, and other expenses contemplated for stated allowance amounts shall be included in the Contract Sum but not in the allowances; and
- .3 whenever costs are more than or less than allowances, the Contract Sum shall be adjusted accordingly by Change Order. The amount of the Change Order shall reflect (1) the difference between actual costs and the allowances under Section 3.8.2.1 and (2) changes in Contractor's costs under Section 3.8.2.2.

§ 3.8.3 Materials and equipment under an allowance shall be selected by the Owner with reasonable promptness.

§ 3.9 Superintendent

§ 3.9.1 The Contractor shall employ a competent superintendent and necessary assistants who shall be in attendance at the Project site during performance of the Work. The superintendent shall represent the Contractor, and communications given to the superintendent shall be as binding as if given to the Contractor.

§ 3.9.2 The Contractor, as soon as practicable after award of the Contract, shall notify the Owner and Architect of the name and qualifications of a proposed superintendent. Within 14 days of receipt of the information, the Architect may notify the Contractor, stating whether the Owner or the Architect (1) has reasonable objection to the proposed superintendent or (2) requires additional time for review. Failure of the Architect to provide notice within the 14-day period shall constitute notice of no reasonable objection.

§ 3.9.3 The Contractor shall not employ a proposed superintendent to whom the Owner or Architect has made reasonable and timely objection. The Contractor shall not change the superintendent without the Owner's consent, which shall not unreasonably be withheld or delayed.

§ 3.10 Contractor's Construction and Submittal Schedules

§ 3.10.1 The Contractor, promptly after being awarded the Contract, shall submit for the Owner's and Architect's information a Contractor's construction schedule for the Work. The schedule shall contain detail appropriate for the Project, including (1) the date of commencement of the Work, interim schedule milestone dates, and the date of Substantial Completion; (2) an apportionment of the Work by construction activity; and (3) the time required for completion of each portion of the Work. The schedule shall provide for the orderly progression of the Work to completion and shall not exceed time limits current under the Contract Documents. The schedule shall be revised at appropriate intervals as required by the conditions of the Work and Project.

§ 3.10.2 The Contractor, promptly after being awarded the Contract and thereafter as necessary to maintain a current submittal schedule, shall submit a submittal schedule for the Architect's approval. The Architect's approval shall not be unreasonably delayed or withheld. The submittal schedule shall (1) be coordinated with the Contractor's construction schedule, and (2) allow the Architect reasonable time to review submittals. If the Contractor fails to submit a submittal schedule, or fails to provide submittals in accordance with the approved submittal schedule, the

Contractor shall not be entitled to any increase in Contract Sum or extension of Contract Time based on the time required for review of submittals.

§ 3.10.3 The Contractor shall perform the Work in general accordance with the most recent schedules submitted to the Owner and Architect.

§ 3.11 Documents and Samples at the Site

The Contractor shall make available, at the Project site, the Contract Documents, including Change Orders, Construction Change Directives, and other Modifications, in good order and marked currently to indicate field changes and selections made during construction, and the approved Shop Drawings, Product Data, Samples, and similar required submittals. These shall be in electronic form or paper copy, available to the Architect and Owner, and delivered to the Architect for submittal to the Owner upon completion of the Work as a record of the Work as constructed.

§ 3.12 Shop Drawings, Product Data and Samples

§ 3.12.1 Shop Drawings are drawings, diagrams, schedules, and other data specially prepared for the Work by the Contractor or a Subcontractor, Sub-subcontractor, manufacturer, supplier, or distributor to illustrate some portion of the Work.

§ 3.12.2 Product Data are illustrations, standard schedules, performance charts, instructions, brochures, diagrams, and other information furnished by the Contractor to illustrate materials or equipment for some portion of the Work.

§ 3.12.3 Samples are physical examples that illustrate materials, equipment, or workmanship, and establish standards by which the Work will be judged.

§ 3.12.4 Shop Drawings, Product Data, Samples, and similar submittals are not Contract Documents. Their purpose is to demonstrate how the Contractor proposes to conform to the information given and the design concept expressed in the Contract Documents for those portions of the Work for which the Contract Documents require submittals. Review by the Architect is subject to the limitations of Section 4.2.7. Informational submittals upon which the Architect is not expected to take responsive action may be so identified in the Contract Documents. Submittals that are not required by the Contract Documents may be returned by the Architect without action.

§ 3.12.5 The Contractor shall review for compliance with the Contract Documents, approve, and submit to the Architect, Shop Drawings, Product Data, Samples, and similar submittals required by the Contract Documents, in accordance with the submittal schedule approved by the Architect or, in the absence of an approved submittal schedule, with reasonable promptness and in such sequence as to cause no delay in the Work or in the activities of the Owner or of Separate Contractors.

§ 3.12.6 By submitting Shop Drawings, Product Data, Samples, and similar submittals, the Contractor represents to the Owner and Architect that the Contractor has (1) reviewed and approved them, (2) determined and verified materials, field measurements and field construction criteria related thereto, or will do so, and (3) checked and coordinated the information contained within such submittals with the requirements of the Work and of the Contract Documents.

§ 3.12.7 The Contractor shall perform no portion of the Work for which the Contract Documents require submittal and review of Shop Drawings, Product Data, Samples, or similar submittals, until the respective submittal has been approved by the Architect.

§ 3.12.8 The Work shall be in accordance with approved submittals except that the Contractor shall not be relieved of responsibility for deviations from the requirements of the Contract Documents by the Architect's approval of Shop Drawings, Product Data, Samples, or similar submittals, unless the Contractor has specifically notified the Architect of such deviation at the time of submittal and (1) the Architect has given written approval to the specific deviation as a minor change in the Work, or (2) a Change Order or Construction Change Directive has been issued authorizing the deviation. The Contractor shall not be relieved of responsibility for errors or omissions in Shop Drawings, Product Data, Samples, or similar submittals, by the Architect's approval thereof.

§ 3.12.9 The Contractor shall direct specific attention, in writing or on resubmitted Shop Drawings, Product Data, Samples, or similar submittals, to revisions other than those requested by the Architect on previous submittals. In the absence of such notice, the Architect's approval of a resubmission shall not apply to such revisions.

§ 3.12.10 The Contractor shall not be required to provide professional services that constitute the practice of architecture or engineering unless such services are specifically required by the Contract Documents for a portion of the Work or unless the Contractor needs to provide such services in order to carry out the Contractor's responsibilities for construction means, methods, techniques, sequences, and procedures. The Contractor shall not be required to provide professional services in violation of applicable law.

§ 3.12.10.1 If professional design services or certifications by a design professional related to systems, materials, or equipment are specifically required of the Contractor by the Contract Documents, the Owner and the Architect will specify all performance and design criteria that such services must satisfy. The Contractor shall be entitled to rely upon the adequacy and accuracy of the performance and design criteria provided in the Contract Documents. The Contractor shall cause such services or certifications to be provided by an appropriately licensed design professional, whose signature and seal shall appear on all drawings, calculations, specifications, certifications, Shop Drawings, and other submittals prepared by such professional. Shop Drawings, and other submittals related to the Work, designed or certified by such professional, if prepared by others, shall bear such professional's written approval when submitted to the Architect. The Owner and the Architect shall be entitled to rely upon the adequacy and accuracy of the services, certifications, and approvals performed or provided by such design professionals, provided the Owner and Architect have specified to the Contractor the performance and design criteria that such services must satisfy. Pursuant to this Section 3.12.10, the Architect will review and approve or take other appropriate action on submittals only for the limited purpose of checking for conformance with information given and the design concept expressed in the Contract Documents.

§ 3.12.10.2 If the Contract Documents require the Contractor's design professional to certify that the Work has been performed in accordance with the design criteria, the Contractor shall furnish such certifications to the Architect at the time and in the form specified by the Architect.

§ 3.13 Use of Site

The Contractor shall confine operations at the site to areas permitted by applicable laws, statutes, ordinances, codes, rules and regulations, lawful orders of public authorities, and the Contract Documents and shall not unreasonably encumber the site with materials or equipment.

§ 3.14 Cutting and Patching

§ 3.14.1 The Contractor shall be responsible for cutting, fitting, or patching required to complete the Work or to make its parts fit together properly. All areas requiring cutting, fitting, or patching shall be restored to the condition existing prior to the cutting, fitting, or patching, unless otherwise required by the Contract Documents.

§ 3.14.2 The Contractor shall not damage or endanger a portion of the Work or fully or partially completed construction of the Owner or Separate Contractors by cutting, patching, or otherwise altering such construction, or by excavation. The Contractor shall not cut or otherwise alter construction by the Owner or a Separate Contractor except with written consent of the Owner and of the Separate Contractor. Consent shall not be unreasonably withheld. The Contractor shall not unreasonably withhold, from the Owner or a Separate Contractor, its consent to cutting or otherwise altering the Work.

§ 3.15 Cleaning Up

§ 3.15.1 The Contractor shall keep the premises and surrounding area free from accumulation of waste materials and rubbish caused by operations under the Contract. At completion of the Work, the Contractor shall remove waste materials, rubbish, the Contractor's tools, construction equipment, machinery, and surplus materials from and about the Project.

§ 3.15.2 If the Contractor fails to clean up as provided in the Contract Documents, the Owner may do so and the Owner shall be entitled to reimbursement from the Contractor.

§ 3.16 Access to Work

The Contractor shall provide the Owner and Architect with access to the Work in preparation and progress wherever located.

§ 3.17 Royalties, Patents and Copyrights

The Contractor shall pay all royalties and license fees. The Contractor shall defend suits or claims for infringement of copyrights and patent rights and shall hold the Owner and Architect harmless from loss on account thereof, but shall not be responsible for defense or loss when a particular design, process, or product of a particular manufacturer or manufacturers is required by the Contract Documents, or where the copyright violations are contained in Drawings, Specifications, or other documents prepared by the Owner or Architect. However, if an infringement of a copyright or patent is discovered by, or made known to, the Contractor, the Contractor shall be responsible for the loss unless the information is promptly furnished to the Architect.

§ 3.18 Indemnification

§ 3.18.1 To the fullest extent permitted by law, the Contractor shall indemnify and hold harmless the Owner, Architect, Architect's consultants, and agents and employees of any of them from and against claims, damages, losses, and expenses, including but not limited to attorneys' fees, arising out of or resulting from performance of the Work, provided that such claim, damage, loss, or expense is attributable to bodily injury, sickness, disease or death, or to injury to or destruction of tangible property (other than the Work itself), but only to the extent caused by the negligent acts or omissions of the Contractor, a Subcontractor, anyone directly or indirectly employed by them, or anyone for whose acts they may be liable, regardless of whether or not such claim, damage, loss, or expense is caused in part by a party indemnified hereunder. Such obligation shall not be construed to negate, abridge, or reduce other rights or obligations of indemnity that would otherwise exist as to a party or person described in this Section 3.18.

§ 3.18.2 In claims against any person or entity indemnified under this Section 3.18 by an employee of the Contractor, a Subcontractor, anyone directly or indirectly employed by them, or anyone for whose acts they may be liable, the indemnification obligation under Section 3.18.1 shall not be limited by a limitation on amount or type of damages, compensation, or benefits payable by or for the Contractor or a Subcontractor under workers' compensation acts, disability benefit acts, or other employee benefit acts.

ARTICLE 4 ARCHITECT

§ 4.1 General

§ 4.1.1 The Architect is the person or entity retained by the Owner pursuant to Section 2.3.2 and identified as such in the Agreement.

§ 4.1.2 Duties, responsibilities, and limitations of authority of the Architect as set forth in the Contract Documents shall not be restricted, modified, or extended without written consent of the Owner, Contractor, and Architect. Consent shall not be unreasonably withheld.

§ 4.2 Administration of the Contract

§ 4.2.1 The Architect will provide administration of the Contract as described in the Contract Documents and will be an Owner's representative during construction until the date the Architect issues the final Certificate for Payment. The Architect will have authority to act on behalf of the Owner only to the extent provided in the Contract Documents.

§ 4.2.2 The Architect will visit the site at intervals appropriate to the stage of construction, or as otherwise agreed with the Owner, to become generally familiar with the progress and quality of the portion of the Work completed, and to determine in general if the Work observed is being performed in a manner indicating that the Work, when fully completed, will be in accordance with the Contract Documents. However, the Architect will not be required to make exhaustive or continuous on-site inspections to check the quality or quantity of the Work. The Architect will not have control over, charge of, or responsibility for the construction means, methods, techniques, sequences or procedures, or for the safety precautions and programs in connection with the Work, since these are solely the Contractor's rights and responsibilities under the Contract Documents.

§ 4.2.3 On the basis of the site visits, the Architect will keep the Owner reasonably informed about the progress and quality of the portion of the Work completed, and promptly report to the Owner (1) known deviations from the

Init.

Contract Documents, (2) known deviations from the most recent construction schedule submitted by the Contractor, and (3) defects and deficiencies observed in the Work. The Architect will not be responsible for the Contractor's failure to perform the Work in accordance with the requirements of the Contract Documents. The Architect will not have control over or charge of, and will not be responsible for acts or omissions of, the Contractor, Subcontractors, or their agents or employees, or any other persons or entities performing portions of the Work.

§ 4.2.4 Communications

The Owner and Contractor shall include the Architect in all communications that relate to or affect the Architect's services or professional responsibilities. The Owner shall promptly notify the Architect of the substance of any direct communications between the Owner and the Contractor otherwise relating to the Project. Communications by and with the Architect's consultants shall be through the Architect. Communications by and with Subcontractors and suppliers shall be through the Contractor. Communications by and with Separate Contractors shall be through the Owner. The Contract Documents may specify other communication protocols.

§ 4.2.5 Based on the Architect's evaluations of the Contractor's Applications for Payment, the Architect will review and certify the amounts due the Contractor and will issue Certificates for Payment in such amounts.

§ 4.2.6 The Architect has authority to reject Work that does not conform to the Contract Documents. Whenever the Architect considers it necessary or advisable, the Architect will have authority to require inspection or testing of the Work in accordance with Sections 13.4.2 and 13.4.3, whether or not the Work is fabricated, installed or completed. However, neither this authority of the Architect nor a decision made in good faith either to exercise or not to exercise such authority shall give rise to a duty or responsibility of the Architect to the Contractor, Subcontractors, suppliers, their agents or employees, or other persons or entities performing portions of the Work.

§ 4.2.7 The Architect will review and approve, or take other appropriate action upon, the Contractor's submittals such as Shop Drawings, Product Data, and Samples, but only for the limited purpose of checking for conformance with information given and the design concept expressed in the Contract Documents. The Architect's action will be taken in accordance with the submittal schedule approved by the Architect or, in the absence of an approved submittal schedule, with reasonable promptness while allowing sufficient time in the Architect's professional judgment to permit adequate review. Review of such submittals is not conducted for the purpose of determining the accuracy and completeness of other details such as dimensions and quantities, or for substantiating instructions for installation or performance of equipment or systems, all of which remain the responsibility of the Contractor as required by the Contract Documents. The Architect's review of the Contractor's submittals shall not relieve the Contractor of the obligations under Sections 3.3, 3.5, and 3.12. The Architect's review shall not constitute approval of safety precautions or of any construction means, methods, techniques, sequences, or procedures. The Architect's approval of a specific item shall not indicate approval of an assembly of which the item is a component.

§ 4.2.8 The Architect will prepare Change Orders and Construction Change Directives, and may order minor changes in the Work as provided in Section 7.4. The Architect will investigate and make determinations and recommendations regarding concealed and unknown conditions as provided in Section 3.7.4.

§ 4.2.9 The Architect will conduct inspections to determine the date or dates of Substantial Completion and the date of final completion; issue Certificates of Substantial Completion pursuant to Section 9.8; receive and forward to the Owner, for the Owner's review and records, written warranties and related documents required by the Contract and assembled by the Contractor pursuant to Section 9.10; and issue a final Certificate for Payment pursuant to Section 9.10.

§ 4.2.10 If the Owner and Architect agree, the Architect will provide one or more Project representatives to assist in carrying out the Architect's responsibilities at the site. The Owner shall notify the Contractor of any change in the duties, responsibilities and limitations of authority of the Project representatives.

§ 4.2.11 The Architect will interpret and decide matters concerning performance under, and requirements of, the Contract Documents on written request of either the Owner or Contractor. The Architect's response to such requests will be made in writing within any time limits agreed upon or otherwise with reasonable promptness.

§ 4.2.12 Interpretations and decisions of the Architect will be consistent with the intent of, and reasonably inferable from, the Contract Documents and will be in writing or in the form of drawings. When making such interpretations

Init.

and decisions, the Architect will endeavor to secure faithful performance by both Owner and Contractor, will not show partiality to either, and will not be liable for results of interpretations or decisions rendered in good faith.

§ 4.2.13 The Architect's decisions on matters relating to aesthetic effect will be final if consistent with the intent expressed in the Contract Documents.

§ 4.2.14 The Architect will review and respond to requests for information about the Contract Documents. The Architect's response to such requests will be made in writing within any time limits agreed upon or otherwise with reasonable promptness. If appropriate, the Architect will prepare and issue supplemental Drawings and Specifications in response to the requests for information.

ARTICLE 5 SUBCONTRACTORS

§ 5.1 Definitions

§ 5.1.1 A Subcontractor is a person or entity who has a direct contract with the Contractor to perform a portion of the Work at the site. The term "Subcontractor" is referred to throughout the Contract Documents as if singular in number and means a Subcontractor or an authorized representative of the Subcontractor. The term "Subcontractor" does not include a Separate Contractor or the subcontractors of a Separate Contractor.

§ 5.1.2 A Sub-subcontractor is a person or entity who has a direct or indirect contract with a Subcontractor to perform a portion of the Work at the site. The term "Sub-subcontractor" is referred to throughout the Contract Documents as if singular in number and means a Sub-subcontractor or an authorized representative of the Sub-subcontractor.

§ 5.2 Award of Subcontracts and Other Contracts for Portions of the Work

§ 5.2.1 Unless otherwise stated in the Contract Documents, the Contractor, as soon as practicable after award of the Contract, shall notify the Owner and Architect of the persons or entities proposed for each principal portion of the Work, including those who are to furnish materials or equipment fabricated to a special design. Within 14 days of receipt of the information, the Architect may notify the Contractor whether the Owner or the Architect (1) has reasonable objection to any such proposed person or entity or (2) requires additional time for review. Failure of the Architect to provide notice within the 14-day period shall constitute notice of no reasonable objection.

§ 5.2.2 The Contractor shall not contract with a proposed person or entity to whom the Owner or Architect has made reasonable and timely objection. The Contractor shall not be required to contract with anyone to whom the Contractor has made reasonable objection.

§ 5.2.3 If the Owner or Architect has reasonable objection to a person or entity proposed by the Contractor, the Contractor shall propose another to whom the Owner or Architect has no reasonable objection. If the proposed but rejected Subcontractor was reasonably capable of performing the Work, the Contract Sum and Contract Time shall be increased or decreased by the difference, if any, occasioned by such change, and an appropriate Change Order shall be issued before commencement of the substitute Subcontractor's Work. However, no increase in the Contract Sum or Contract Time shall be allowed for such change unless the Contractor has acted promptly and responsively in submitting names as required.

§ 5.2.4 The Contractor shall not substitute a Subcontractor, person, or entity for one previously selected if the Owner or Architect makes reasonable objection to such substitution.

§ 5.3 Subcontractual Relations

By appropriate written agreement, the Contractor shall require each Subcontractor, to the extent of the Work to be performed by the Subcontractor, to be bound to the Contractor by terms of the Contract Documents, and to assume toward the Contractor all the obligations and responsibilities, including the responsibility for safety of the Subcontractor's Work that the Contractor, by these Contract Documents, assumes toward the Owner and Architect. Each subcontract agreement shall preserve and protect the rights of the Owner and Architect under the Contract Documents with respect to the Work to be performed by the Subcontractor so that subcontracting thereof will not prejudice such rights, and shall allow to the Subcontractor, unless specifically provided otherwise in the subcontract agreement, the benefit of all rights, remedies, and redress against the Contractor that the Contractor, by the Contract Documents, has against the Owner. Where appropriate, the Contractor shall require each Subcontractor to enter into similar agreements with Sub-subcontractors. The Contractor shall make available to each proposed Subcontractor,

prior to the execution of the subcontract agreement, copies of the Contract Documents to which the Subcontractor will be bound, and, upon written request of the Subcontractor, identify to the Subcontractor terms and conditions of the proposed subcontract agreement that may be at variance with the Contract Documents. Subcontractors will similarly make copies of applicable portions of such documents available to their respective proposed Sub-subcontractors.

§ 5.4 Contingent Assignment of Subcontracts

§ 5.4.1 Each subcontract agreement for a portion of the Work is assigned by the Contractor to the Owner, provided that

- .1 assignment is effective only after termination of the Contract by the Owner for cause pursuant to Section 14.2 and only for those subcontract agreements that the Owner accepts by notifying the Subcontractor and Contractor; and
- .2 assignment is subject to the prior rights of the surety, if any, obligated under bond relating to the Contract.

When the Owner accepts the assignment of a subcontract agreement, the Owner assumes the Contractor's rights and obligations under the subcontract.

§ 5.4.2 Upon such assignment, if the Work has been suspended for more than 30 days, the Subcontractor's compensation shall be equitably adjusted for increases in cost resulting from the suspension.

§ 5.4.3 Upon assignment to the Owner under this Section 5.4, the Owner may further assign the subcontract to a successor contractor or other entity. If the Owner assigns the subcontract to a successor contractor or other entity, the Owner shall nevertheless remain legally responsible for all of the successor contractor's obligations under the subcontract.

ARTICLE 6 CONSTRUCTION BY OWNER OR BY SEPARATE CONTRACTORS

§ 6.1 Owner's Right to Perform Construction and to Award Separate Contracts

§ 6.1.1 The term "Separate Contractor(s)" shall mean other contractors retained by the Owner under separate agreements. The Owner reserves the right to perform construction or operations related to the Project with the Owner's own forces, and with Separate Contractors retained under Conditions of the Contract substantially similar to those of this Contract, including those provisions of the Conditions of the Contract related to insurance and waiver of subrogation.

§ 6.1.2 When separate contracts are awarded for different portions of the Project or other construction or operations on the site, the term "Contractor" in the Contract Documents in each case shall mean the Contractor who executes each separate Owner-Contractor Agreement.

§ 6.1.3 The Owner shall provide for coordination of the activities of the Owner's own forces and of each Separate Contractor with the Work of the Contractor, who shall cooperate with them. The Contractor shall participate with any Separate Contractors and the Owner in reviewing their construction schedules. The Contractor shall make any revisions to its construction schedule deemed necessary after a joint review and mutual agreement. The construction schedules shall then constitute the schedules to be used by the Contractor, Separate Contractors, and the Owner until subsequently revised.

§ 6.1.4 Unless otherwise provided in the Contract Documents, when the Owner performs construction or operations related to the Project with the Owner's own forces or with Separate Contractors, the Owner or its Separate Contractors shall have the same obligations and rights that the Contractor has under the Conditions of the Contract, including, without excluding others, those stated in Article 3, this Article 6, and Articles 10, 11, and 12.

§ 6.2 Mutual Responsibility

§ 6.2.1 The Contractor shall afford the Owner and Separate Contractors reasonable opportunity for introduction and storage of their materials and equipment and performance of their activities, and shall connect and coordinate the Contractor's construction and operations with theirs as required by the Contract Documents.

§ 6.2.2 If part of the Contractor's Work depends for proper execution or results upon construction or operations by the Owner or a Separate Contractor, the Contractor shall, prior to proceeding with that portion of the Work,

Init.

promptly notify the Architect of apparent discrepancies or defects in the construction or operations by the Owner or Separate Contractor that would render it unsuitable for proper execution and results of the Contractor's Work. Failure of the Contractor to notify the Architect of apparent discrepancies or defects prior to proceeding with the Work shall constitute an acknowledgment that the Owner's or Separate Contractor's completed or partially completed construction is fit and proper to receive the Contractor's Work. The Contractor shall not be responsible for discrepancies or defects in the construction or operations by the Owner or Separate Contractor that are not apparent.

§ 6.2.3 The Contractor shall reimburse the Owner for costs the Owner incurs that are payable to a Separate Contractor because of the Contractor's delays, improperly timed activities or defective construction. The Owner shall be responsible to the Contractor for costs the Contractor incurs because of a Separate Contractor's delays, improperly timed activities, damage to the Work or defective construction.

§ 6.2.4 The Contractor shall promptly remedy damage that the Contractor wrongfully causes to completed or partially completed construction or to property of the Owner or Separate Contractor as provided in Section 10.2.5.

§ 6.2.5 The Owner and each Separate Contractor shall have the same responsibilities for cutting and patching as are described for the Contractor in Section 3.14.

§ 6.3 Owner's Right to Clean Up

If a dispute arises among the Contractor, Separate Contractors, and the Owner as to the responsibility under their respective contracts for maintaining the premises and surrounding area free from waste materials and rubbish, the Owner may clean up and the Architect will allocate the cost among those responsible.

ARTICLE 7 CHANGES IN THE WORK

§ 7.1 General

§ 7.1.1 Changes in the Work may be accomplished after execution of the Contract, and without invalidating the Contract, by Change Order, Construction Change Directive or order for a minor change in the Work, subject to the limitations stated in this Article 7 and elsewhere in the Contract Documents.

§ 7.1.2 A Change Order shall be based upon agreement among the Owner, Contractor, and Architect. A Construction Change Directive requires agreement by the Owner and Architect and may or may not be agreed to by the Contractor. An order for a minor change in the Work may be issued by the Architect alone.

§ 7.1.3 Changes in the Work shall be performed under applicable provisions of the Contract Documents. The Contractor shall proceed promptly with changes in the Work, unless otherwise provided in the Change Order, Construction Change Directive, or order for a minor change in the Work.

§ 7.2 Change Orders

§ 7.2.1 A Change Order is a written instrument prepared by the Architect and signed by the Owner, Contractor, and Architect stating their agreement upon all of the following:

- .1 The change in the Work;
- .2 The amount of the adjustment, if any, in the Contract Sum; and
- .3 The extent of the adjustment, if any, in the Contract Time.

§ 7.3 Construction Change Directives

§ 7.3.1 A Construction Change Directive is a written order prepared by the Architect and signed by the Owner and Architect, directing a change in the Work prior to agreement on adjustment, if any, in the Contract Sum or Contract Time, or both. The Owner may by Construction Change Directive, without invalidating the Contract, order changes in the Work within the general scope of the Contract consisting of additions, deletions, or other revisions, the Contract Sum and Contract Time being adjusted accordingly.

§ 7.3.2 A Construction Change Directive shall be used in the absence of total agreement on the terms of a Change Order.

§ 7.3.3 If the Construction Change Directive provides for an adjustment to the Contract Sum, the adjustment shall be based on one of the following methods:

Init.

- .1 Mutual acceptance of a lump sum properly itemized and supported by sufficient substantiating data to permit evaluation;
- .2 Unit prices stated in the Contract Documents or subsequently agreed upon;
- .3 Cost to be determined in a manner agreed upon by the parties and a mutually acceptable fixed or percentage fee; or
- .4 As provided in Section 7.3.4.

§ 7.3.4 If the Contractor does not respond promptly or disagrees with the method for adjustment in the Contract Sum, the Architect shall determine the adjustment on the basis of reasonable expenditures and savings of those performing the Work attributable to the change, including, in case of an increase in the Contract Sum, an amount for overhead and profit as set forth in the Agreement, or if no such amount is set forth in the Agreement, a reasonable amount. In such case, and also under Section 7.3.3.3, the Contractor shall keep and present, in such form as the Architect may prescribe, an itemized accounting together with appropriate supporting data. Unless otherwise provided in the Contract Documents, costs for the purposes of this Section 7.3.4 shall be limited to the following:

- .1 Costs of labor, including applicable payroll taxes, fringe benefits required by agreement or custom, workers' compensation insurance, and other employee costs approved by the Architect;
- .2 Costs of materials, supplies, and equipment, including cost of transportation, whether incorporated or consumed;
- .3 Rental costs of machinery and equipment, exclusive of hand tools, whether rented from the Contractor or others;
- .4 Costs of premiums for all bonds and insurance, permit fees, and sales, use, or similar taxes, directly related to the change; and
- .5 Costs of supervision and field office personnel directly attributable to the change.

§ 7.3.5 If the Contractor disagrees with the adjustment in the Contract Time, the Contractor may make a Claim in accordance with applicable provisions of Article 15.

§ 7.3.6 Upon receipt of a Construction Change Directive, the Contractor shall promptly proceed with the change in the Work involved and advise the Architect of the Contractor's agreement or disagreement with the method, if any, provided in the Construction Change Directive for determining the proposed adjustment in the Contract Sum or Contract Time.

§ 7.3.7 A Construction Change Directive signed by the Contractor indicates the Contractor's agreement therewith, including adjustment in Contract Sum and Contract Time or the method for determining them. Such agreement shall be effective immediately and shall be recorded as a Change Order.

§ 7.3.8 The amount of credit to be allowed by the Contractor to the Owner for a deletion or change that results in a net decrease in the Contract Sum shall be actual net cost as confirmed by the Architect. When both additions and credits covering related Work or substitutions are involved in a change, the allowance for overhead and profit shall be figured on the basis of net increase, if any, with respect to that change.

§ 7.3.9 Pending final determination of the total cost of a Construction Change Directive to the Owner, the Contractor may request payment for Work completed under the Construction Change Directive in Applications for Payment. The Architect will make an interim determination for purposes of monthly certification for payment for those costs and certify for payment the amount that the Architect determines, in the Architect's professional judgment, to be reasonably justified. The Architect's interim determination of cost shall adjust the Contract Sum on the same basis as a Change Order, subject to the right of either party to disagree and assert a Claim in accordance with Article 15.

§ 7.3.10 When the Owner and Contractor agree with a determination made by the Architect concerning the adjustments in the Contract Sum and Contract Time, or otherwise reach agreement upon the adjustments, such agreement shall be effective immediately and the Architect will prepare a Change Order. Change Orders may be issued for all or any part of a Construction Change Directive.

§ 7.4 Minor Changes in the Work

The Architect may order minor changes in the Work that are consistent with the intent of the Contract Documents and do not involve an adjustment in the Contract Sum or an extension of the Contract Time. The Architect's order for minor changes shall be in writing. If the Contractor believes that the proposed minor change in the Work will

Init.

affect the Contract Sum or Contract Time, the Contractor shall notify the Architect and shall not proceed to implement the change in the Work. If the Contractor performs the Work set forth in the Architect's order for a minor change without prior notice to the Architect that such change will affect the Contract Sum or Contract Time, the Contractor waives any adjustment to the Contract Sum or extension of the Contract Time.

ARTICLE 8 TIME

§ 8.1 Definitions

§ 8.1.1 Unless otherwise provided, Contract Time is the period of time, including authorized adjustments, allotted in the Contract Documents for Substantial Completion of the Work.

§ 8.1.2 The date of commencement of the Work is the date established in the Agreement.

§ 8.1.3 The date of Substantial Completion is the date certified by the Architect in accordance with Section 9.8.

§ 8.1.4 The term "day" as used in the Contract Documents shall mean calendar day unless otherwise specifically defined.

§ 8.2 Progress and Completion

§ 8.2.1 Time limits stated in the Contract Documents are of the essence of the Contract. By executing the Agreement, the Contractor confirms that the Contract Time is a reasonable period for performing the Work.

§ 8.2.2 The Contractor shall not knowingly, except by agreement or instruction of the Owner in writing, commence the Work prior to the effective date of insurance required to be furnished by the Contractor and Owner.

§ 8.2.3 The Contractor shall proceed expeditiously with adequate forces and shall achieve Substantial Completion within the Contract Time.

§ 8.3 Delays and Extensions of Time

§ 8.3.1 If the Contractor is delayed at any time in the commencement or progress of the Work by (1) an act or neglect of the Owner or Architect, of an employee of either, or of a Separate Contractor; (2) by changes ordered in the Work; (3) by labor disputes, fire, unusual delay in deliveries, unavoidable casualties, adverse weather conditions documented in accordance with Section 15.1.6.2, or other causes beyond the Contractor's control; (4) by delay authorized by the Owner pending mediation and binding dispute resolution; or (5) by other causes that the Contractor asserts, and the Architect determines, justify delay, then the Contract Time shall be extended for such reasonable time as the Architect may determine.

§ 8.3.2 Claims relating to time shall be made in accordance with applicable provisions of Article 15.

§ 8.3.3 This Section 8.3 does not preclude recovery of damages for delay by either party under other provisions of the Contract Documents.

ARTICLE 9 PAYMENTS AND COMPLETION

§ 9.1 Contract Sum

§ 9.1.1 The Contract Sum is stated in the Agreement and, including authorized adjustments, is the total amount payable by the Owner to the Contractor for performance of the Work under the Contract Documents.

§ 9.1.2 If unit prices are stated in the Contract Documents or subsequently agreed upon, and if quantities originally contemplated are materially changed so that application of such unit prices to the actual quantities causes substantial inequity to the Owner or Contractor, the applicable unit prices shall be equitably adjusted.

§ 9.2 Schedule of Values

Where the Contract is based on a stipulated sum or Guaranteed Maximum Price, the Contractor shall submit a schedule of values to the Architect before the first Application for Payment, allocating the entire Contract Sum to the various portions of the Work. The schedule of values shall be prepared in the form, and supported by the data to substantiate its accuracy, required by the Architect. This schedule, unless objected to by the Architect, shall be used as a basis for reviewing the Contractor's Applications for Payment. Any changes to the schedule of values shall be submitted to the Architect and supported by such data to substantiate its accuracy as the Architect may require, and

Init.

unless objected to by the Architect, shall be used as a basis for reviewing the Contractor's subsequent Applications for Payment.

§ 9.3 Applications for Payment

§ 9.3.1 At least ten days before the date established for each progress payment, the Contractor shall submit to the Architect an itemized Application for Payment prepared in accordance with the schedule of values, if required under Section 9.2, for completed portions of the Work. The application shall be notarized, if required, and supported by all data substantiating the Contractor's right to payment that the Owner or Architect require, such as copies of requisitions, and releases and waivers of liens from Subcontractors and suppliers, and shall reflect retainage if provided for in the Contract Documents.

§ 9.3.1.1 As provided in Section 7.3.9, such applications may include requests for payment on account of changes in the Work that have been properly authorized by Construction Change Directives, or by interim determinations of the Architect, but not yet included in Change Orders.

§ 9.3.1.2 Applications for Payment shall not include requests for payment for portions of the Work for which the Contractor does not intend to pay a Subcontractor or supplier, unless such Work has been performed by others whom the Contractor intends to pay.

§ 9.3.2 Unless otherwise provided in the Contract Documents, payments shall be made on account of materials and equipment delivered and suitably stored at the site for subsequent incorporation in the Work. If approved in advance by the Owner, payment may similarly be made for materials and equipment suitably stored off the site at a location agreed upon in writing. Payment for materials and equipment stored on or off the site shall be conditioned upon compliance by the Contractor with procedures satisfactory to the Owner to establish the Owner's title to such materials and equipment or otherwise protect the Owner's interest, and shall include the costs of applicable insurance, storage, and transportation to the site, for such materials and equipment stored off the site.

§ 9.3.3 The Contractor warrants that title to all Work covered by an Application for Payment will pass to the Owner no later than the time of payment. The Contractor further warrants that upon submittal of an Application for Payment all Work for which Certificates for Payment have been previously issued and payments received from the Owner shall, to the best of the Contractor's knowledge, information, and belief, be free and clear of liens, claims, security interests, or encumbrances, in favor of the Contractor, Subcontractors, suppliers, or other persons or entities that provided labor, materials, and equipment relating to the Work.

§ 9.4 Certificates for Payment

§ 9.4.1 The Architect will, within seven days after receipt of the Contractor's Application for Payment, either (1) issue to the Owner a Certificate for Payment in the full amount of the Application for Payment, with a copy to the Contractor; or (2) issue to the Owner a Certificate for Payment for such amount as the Architect determines is properly due, and notify the Contractor and Owner of the Architect's reasons for withholding certification in part as provided in Section 9.5.1; or (3) withhold certification of the entire Application for Payment, and notify the Contractor and Owner of the Architect's reason for withholding certification in whole as provided in Section 9.5.1.

§ 9.4.2 The issuance of a Certificate for Payment will constitute a representation by the Architect to the Owner, based on the Architect's evaluation of the Work and the data in the Application for Payment, that, to the best of the Architect's knowledge, information, and belief, the Work has progressed to the point indicated, the quality of the Work is in accordance with the Contract Documents, and that the Contractor is entitled to payment in the amount certified. The foregoing representations are subject to an evaluation of the Work for conformance with the Contract Documents upon Substantial Completion, to results of subsequent tests and inspections, to correction of minor deviations from the Contract Documents prior to completion, and to specific qualifications expressed by the Architect. However, the issuance of a Certificate for Payment will not be a representation that the Architect has (1) made exhaustive or continuous on-site inspections to check the quality or quantity of the Work; (2) reviewed construction means, methods, techniques, sequences, or procedures; (3) reviewed copies of requisitions received from Subcontractors and suppliers and other data requested by the Owner to substantiate the Contractor's right to payment; or (4) made examination to ascertain how or for what purpose the Contractor has used money previously paid on account of the Contract Sum.

§ 9.5 Decisions to Withhold Certification

§ 9.5.1 The Architect may withhold a Certificate for Payment in whole or in part, to the extent reasonably necessary to protect the Owner, if in the Architect's opinion the representations to the Owner required by Section 9.4.2 cannot be made. If the Architect is unable to certify payment in the amount of the Application, the Architect will notify the Contractor and Owner as provided in Section 9.4.1. If the Contractor and Architect cannot agree on a revised amount, the Architect will promptly issue a Certificate for Payment for the amount for which the Architect is able to make such representations to the Owner. The Architect may also withhold a Certificate for Payment or, because of subsequently discovered evidence, may nullify the whole or a part of a Certificate for Payment previously issued, to such extent as may be necessary in the Architect's opinion to protect the Owner from loss for which the Contractor is responsible, including loss resulting from acts and omissions described in Section 3.3.2, because of

- .1 defective Work not remedied;
- .2 third party claims filed or reasonable evidence indicating probable filing of such claims, unless security acceptable to the Owner is provided by the Contractor;
- .3 failure of the Contractor to make payments properly to Subcontractors or suppliers for labor, materials or equipment;
- .4 reasonable evidence that the Work cannot be completed for the unpaid balance of the Contract Sum;
- .5 damage to the Owner or a Separate Contractor;
- .6 reasonable evidence that the Work will not be completed within the Contract Time, and that the unpaid balance would not be adequate to cover actual or liquidated damages for the anticipated delay; or
- .7 repeated failure to carry out the Work in accordance with the Contract Documents.

§ 9.5.2 When either party disputes the Architect's decision regarding a Certificate for Payment under Section 9.5.1, in whole or in part, that party may submit a Claim in accordance with Article 15.

§ 9.5.3 When the reasons for withholding certification are removed, certification will be made for amounts previously withheld.

§ 9.5.4 If the Architect withholds certification for payment under Section 9.5.1.3, the Owner may, at its sole option, issue joint checks to the Contractor and to any Subcontractor or supplier to whom the Contractor failed to make payment for Work properly performed or material or equipment suitably delivered. If the Owner makes payments by joint check, the Owner shall notify the Architect and the Contractor shall reflect such payment on its next Application for Payment.

§ 9.6 Progress Payments

§ 9.6.1 After the Architect has issued a Certificate for Payment, the Owner shall make payment in the manner and within the time provided in the Contract Documents, and shall so notify the Architect.

§ 9.6.2 The Contractor shall pay each Subcontractor, no later than seven days after receipt of payment from the Owner, the amount to which the Subcontractor is entitled, reflecting percentages actually retained from payments to the Contractor on account of the Subcontractor's portion of the Work. The Contractor shall, by appropriate agreement with each Subcontractor, require each Subcontractor to make payments to Sub-subcontractors in a similar manner.

§ 9.6.3 The Architect will, on request, furnish to a Subcontractor, if practicable, information regarding percentages of completion or amounts applied for by the Contractor and action taken thereon by the Architect and Owner on account of portions of the Work done by such Subcontractor.

§ 9.6.4 The Owner has the right to request written evidence from the Contractor that the Contractor has properly paid Subcontractors and suppliers amounts paid by the Owner to the Contractor for subcontracted Work. If the Contractor fails to furnish such evidence within seven days, the Owner shall have the right to contact Subcontractors and suppliers to ascertain whether they have been properly paid. Neither the Owner nor Architect shall have an obligation to pay, or to see to the payment of money to, a Subcontractor or supplier, except as may otherwise be required by law.

§ 9.6.5 The Contractor's payments to suppliers shall be treated in a manner similar to that provided in Sections 9.6.2, 9.6.3 and 9.6.4.

§ 9.6.6 A Certificate for Payment, a progress payment, or partial or entire use or occupancy of the Project by the Owner shall not constitute acceptance of Work not in accordance with the Contract Documents.

§ 9.6.7 Unless the Contractor provides the Owner with a payment bond in the full penal sum of the Contract Sum, payments received by the Contractor for Work properly performed by Subcontractors or provided by suppliers shall be held by the Contractor for those Subcontractors or suppliers who performed Work or furnished materials, or both, under contract with the Contractor for which payment was made by the Owner. Nothing contained herein shall require money to be placed in a separate account and not commingled with money of the Contractor, create any fiduciary liability or tort liability on the part of the Contractor for breach of trust, or entitle any person or entity to an award of punitive damages against the Contractor for breach of the requirements of this provision.

§ 9.6.8 Provided the Owner has fulfilled its payment obligations under the Contract Documents, the Contractor shall defend and indemnify the Owner from all loss, liability, damage or expense, including reasonable attorney's fees and litigation expenses, arising out of any lien claim or other claim for payment by any Subcontractor or supplier of any tier. Upon receipt of notice of a lien claim or other claim for payment, the Owner shall notify the Contractor. If approved by the applicable court, when required, the Contractor may substitute a surety bond for the property against which the lien or other claim for payment has been asserted.

§ 9.7 Failure of Payment

If the Architect does not issue a Certificate for Payment, through no fault of the Contractor, within seven days after receipt of the Contractor's Application for Payment, or if the Owner does not pay the Contractor within seven days after the date established in the Contract Documents, the amount certified by the Architect or awarded by binding dispute resolution, then the Contractor may, upon seven additional days' notice to the Owner and Architect, stop the Work until payment of the amount owing has been received. The Contract Time shall be extended appropriately and the Contract Sum shall be increased by the amount of the Contractor's reasonable costs of shutdown, delay and start-up, plus interest as provided for in the Contract Documents.

§ 9.8 Substantial Completion

§ 9.8.1 Substantial Completion is the stage in the progress of the Work when the Work or designated portion thereof is sufficiently complete in accordance with the Contract Documents so that the Owner can occupy or utilize the Work for its intended use.

§ 9.8.2 When the Contractor considers that the Work, or a portion thereof which the Owner agrees to accept separately, is substantially complete, the Contractor shall prepare and submit to the Architect a comprehensive list of items to be completed or corrected prior to final payment. Failure to include an item on such list does not alter the responsibility of the Contractor to complete all Work in accordance with the Contract Documents.

§ 9.8.3 Upon receipt of the Contractor's list, the Architect will make an inspection to determine whether the Work or designated portion thereof is substantially complete. If the Architect's inspection discloses any item, whether or not included on the Contractor's list, which is not sufficiently complete in accordance with the Contract Documents so that the Owner can occupy or utilize the Work or designated portion thereof for its intended use, the Contractor shall, before issuance of the Certificate of Substantial Completion, complete or correct such item upon notification by the Architect. In such case, the Contractor shall then submit a request for another inspection by the Architect to determine Substantial Completion.

§ 9.8.4 When the Work or designated portion thereof is substantially complete, the Architect will prepare a Certificate of Substantial Completion that shall establish the date of Substantial Completion; establish responsibilities of the Owner and Contractor for security, maintenance, heat, utilities, damage to the Work and insurance; and fix the time within which the Contractor shall finish all items on the list accompanying the Certificate. Warranties required by the Contract Documents shall commence on the date of Substantial Completion of the Work or designated portion thereof unless otherwise provided in the Certificate of Substantial Completion.

§ 9.8.5 The Certificate of Substantial Completion shall be submitted to the Owner and Contractor for their written acceptance of responsibilities assigned to them in the Certificate. Upon such acceptance, and consent of surety if any, the Owner shall make payment of retainage applying to the Work or designated portion thereof. Such payment shall be adjusted for Work that is incomplete or not in accordance with the requirements of the Contract Documents.

§ 9.9 Partial Occupancy or Use

§ 9.9.1 The Owner may occupy or use any completed or partially completed portion of the Work at any stage when such portion is designated by separate agreement with the Contractor, provided such occupancy or use is consented to by the insurer and authorized by public authorities having jurisdiction over the Project. Such partial occupancy or use may commence whether or not the portion is substantially complete, provided the Owner and Contractor have accepted in writing the responsibilities assigned to each of them for payments, retainage, if any, security, maintenance, heat, utilities, damage to the Work and insurance, and have agreed in writing concerning the period for correction of the Work and commencement of warranties required by the Contract Documents. When the Contractor considers a portion substantially complete, the Contractor shall prepare and submit a list to the Architect as provided under Section 9.8.2. Consent of the Contractor to partial occupancy or use shall not be unreasonably withheld. The stage of the progress of the Work shall be determined by written agreement between the Owner and Contractor or, if no agreement is reached, by decision of the Architect.

§ 9.9.2 Immediately prior to such partial occupancy or use, the Owner, Contractor, and Architect shall jointly inspect the area to be occupied or portion of the Work to be used in order to determine and record the condition of the Work.

§ 9.9.3 Unless otherwise agreed upon, partial occupancy or use of a portion or portions of the Work shall not constitute acceptance of Work not complying with the requirements of the Contract Documents.

§ 9.10 Final Completion and Final Payment

§ 9.10.1 Upon receipt of the Contractor's notice that the Work is ready for final inspection and acceptance and upon receipt of a final Application for Payment, the Architect will promptly make such inspection. When the Architect finds the Work acceptable under the Contract Documents and the Contract fully performed, the Architect will promptly issue a final Certificate for Payment stating that to the best of the Architect's knowledge, information and belief, and on the basis of the Architect's on-site visits and inspections, the Work has been completed in accordance with the Contract Documents and that the entire balance found to be due the Contractor and noted in the final Certificate is due and payable. The Architect's final Certificate for Payment will constitute a further representation that conditions listed in Section 9.10.2 as precedent to the Contractor's being entitled to final payment have been fulfilled.

§ 9.10.2 Neither final payment nor any remaining retained percentage shall become due until the Contractor submits to the Architect (1) an affidavit that payrolls, bills for materials and equipment, and other indebtedness connected with the Work for which the Owner or the Owner's property might be responsible or encumbered (less amounts withheld by Owner) have been paid or otherwise satisfied, (2) a certificate evidencing that insurance required by the Contract Documents to remain in force after final payment is currently in effect, (3) a written statement that the Contractor knows of no reason that the insurance will not be renewable to cover the period required by the Contract Documents, (4) consent of surety, if any, to final payment, (5) documentation of any special warranties, such as manufacturers' warranties or specific Subcontractor warranties, and (6) if required by the Owner, other data establishing payment or satisfaction of obligations, such as receipts and releases and waivers of liens, claims, security interests, or encumbrances arising out of the Contract, to the extent and in such form as may be designated by the Owner. If a Subcontractor refuses to furnish a release or waiver required by the Owner, the Contractor may furnish a bond satisfactory to the Owner to indemnify the Owner against such lien, claim, security interest, or encumbrance. If a lien, claim, security interest, or encumbrance remains unsatisfied after payments are made, the Contractor shall refund to the Owner all money that the Owner may be compelled to pay in discharging the lien, claim, security interest, or encumbrance, including all costs and reasonable attorneys' fees.

§ 9.10.3 If, after Substantial Completion of the Work, final completion thereof is materially delayed through no fault of the Contractor or by issuance of Change Orders affecting final completion, and the Architect so confirms, the Owner shall, upon application by the Contractor and certification by the Architect, and without terminating the Contract, make payment of the balance due for that portion of the Work fully completed, corrected, and accepted. If the remaining balance for Work not fully completed or corrected is less than retainage stipulated in the Contract Documents, and if bonds have been furnished, the written consent of the surety to payment of the balance due for that portion of the Work fully completed and accepted shall be submitted by the Contractor to the Architect prior to certification of such payment. Such payment shall be made under terms and conditions governing final payment, except that it shall not constitute a waiver of Claims.

Init.

- § 9.10.4** The making of final payment shall constitute a waiver of Claims by the Owner except those arising from
- .1 liens, Claims, security interests, or encumbrances arising out of the Contract and unsettled;
 - .2 failure of the Work to comply with the requirements of the Contract Documents;
 - .3 terms of special warranties required by the Contract Documents; or
 - .4 audits performed by the Owner, if permitted by the Contract Documents, after final payment.

§ 9.10.5 Acceptance of final payment by the Contractor, a Subcontractor, or a supplier, shall constitute a waiver of claims by that payee except those previously made in writing and identified by that payee as unsettled at the time of final Application for Payment.

ARTICLE 10 PROTECTION OF PERSONS AND PROPERTY

§ 10.1 Safety Precautions and Programs

The Contractor shall be responsible for initiating, maintaining, and supervising all safety precautions and programs in connection with the performance of the Contract.

§ 10.2 Safety of Persons and Property

§ 10.2.1 The Contractor shall take reasonable precautions for safety of, and shall provide reasonable protection to prevent damage, injury, or loss to

- .1 employees on the Work and other persons who may be affected thereby;
- .2 the Work and materials and equipment to be incorporated therein, whether in storage on or off the site, under care, custody, or control of the Contractor, a Subcontractor, or a Sub-subcontractor; and
- .3 other property at the site or adjacent thereto, such as trees, shrubs, lawns, walks, pavements, roadways, structures, and utilities not designated for removal, relocation, or replacement in the course of construction.

§ 10.2.2 The Contractor shall comply with, and give notices required by applicable laws, statutes, ordinances, codes, rules and regulations, and lawful orders of public authorities, bearing on safety of persons or property or their protection from damage, injury, or loss.

§ 10.2.3 The Contractor shall implement, erect, and maintain, as required by existing conditions and performance of the Contract, reasonable safeguards for safety and protection, including posting danger signs and other warnings against hazards; promulgating safety regulations; and notifying the owners and users of adjacent sites and utilities of the safeguards.

§ 10.2.4 When use or storage of explosives or other hazardous materials or equipment, or unusual methods are necessary for execution of the Work, the Contractor shall exercise utmost care and carry on such activities under supervision of properly qualified personnel.

§ 10.2.5 The Contractor shall promptly remedy damage and loss (other than damage or loss insured under property insurance required by the Contract Documents) to property referred to in Sections 10.2.1.2 and 10.2.1.3 caused in whole or in part by the Contractor, a Subcontractor, a Sub-subcontractor, or anyone directly or indirectly employed by any of them, or by anyone for whose acts they may be liable and for which the Contractor is responsible under Sections 10.2.1.2 and 10.2.1.3. The Contractor may make a Claim for the cost to remedy the damage or loss to the extent such damage or loss is attributable to acts or omissions of the Owner or Architect or anyone directly or indirectly employed by either of them, or by anyone for whose acts either of them may be liable, and not attributable to the fault or negligence of the Contractor. The foregoing obligations of the Contractor are in addition to the Contractor's obligations under Section 3.18.

§ 10.2.6 The Contractor shall designate a responsible member of the Contractor's organization at the site whose duty shall be the prevention of accidents. This person shall be the Contractor's superintendent unless otherwise designated by the Contractor in writing to the Owner and Architect.

§ 10.2.7 The Contractor shall not permit any part of the construction or site to be loaded so as to cause damage or create an unsafe condition.

§ 10.2.8 Injury or Damage to Person or Property

If either party suffers injury or damage to person or property because of an act or omission of the other party, or of others for whose acts such party is legally responsible, notice of the injury or damage, whether or not insured, shall be given to the other party within a reasonable time not exceeding 21 days after discovery. The notice shall provide sufficient detail to enable the other party to investigate the matter.

§ 10.3 Hazardous Materials and Substances

§ 10.3.1 The Contractor is responsible for compliance with any requirements included in the Contract Documents regarding hazardous materials or substances. If the Contractor encounters a hazardous material or substance not addressed in the Contract Documents and if reasonable precautions will be inadequate to prevent foreseeable bodily injury or death to persons resulting from a material or substance, including but not limited to asbestos or polychlorinated biphenyl (PCB), encountered on the site by the Contractor, the Contractor shall, upon recognizing the condition, immediately stop Work in the affected area and notify the Owner and Architect of the condition.

§ 10.3.2 Upon receipt of the Contractor's notice, the Owner shall obtain the services of a licensed laboratory to verify the presence or absence of the material or substance reported by the Contractor and, in the event such material or substance is found to be present, to cause it to be rendered harmless. Unless otherwise required by the Contract Documents, the Owner shall furnish in writing to the Contractor and Architect the names and qualifications of persons or entities who are to perform tests verifying the presence or absence of the material or substance or who are to perform the task of removal or safe containment of the material or substance. The Contractor and the Architect will promptly reply to the Owner in writing stating whether or not either has reasonable objection to the persons or entities proposed by the Owner. If either the Contractor or Architect has an objection to a person or entity proposed by the Owner, the Owner shall propose another to whom the Contractor and the Architect have no reasonable objection. When the material or substance has been rendered harmless, Work in the affected area shall resume upon written agreement of the Owner and Contractor. By Change Order, the Contract Time shall be extended appropriately and the Contract Sum shall be increased by the amount of the Contractor's reasonable additional costs of shutdown, delay, and start-up.

§ 10.3.3 To the fullest extent permitted by law, the Owner shall indemnify and hold harmless the Contractor, Subcontractors, Architect, Architect's consultants, and agents and employees of any of them from and against claims, damages, losses, and expenses, including but not limited to attorneys' fees, arising out of or resulting from performance of the Work in the affected area if in fact the material or substance presents the risk of bodily injury or death as described in Section 10.3.1 and has not been rendered harmless, provided that such claim, damage, loss, or expense is attributable to bodily injury, sickness, disease or death, or to injury to or destruction of tangible property (other than the Work itself), except to the extent that such damage, loss, or expense is due to the fault or negligence of the party seeking indemnity.

§ 10.3.4 The Owner shall not be responsible under this Section 10.3 for hazardous materials or substances the Contractor brings to the site unless such materials or substances are required by the Contract Documents. The Owner shall be responsible for hazardous materials or substances required by the Contract Documents, except to the extent of the Contractor's fault or negligence in the use and handling of such materials or substances.

§ 10.3.5 The Contractor shall reimburse the Owner for the cost and expense the Owner incurs (1) for remediation of hazardous materials or substances the Contractor brings to the site and negligently handles, or (2) where the Contractor fails to perform its obligations under Section 10.3.1, except to the extent that the cost and expense are due to the Owner's fault or negligence.

§ 10.3.6 If, without negligence on the part of the Contractor, the Contractor is held liable by a government agency for the cost of remediation of a hazardous material or substance solely by reason of performing Work as required by the Contract Documents, the Owner shall reimburse the Contractor for all cost and expense thereby incurred.

§ 10.4 Emergencies

In an emergency affecting safety of persons or property, the Contractor shall act, at the Contractor's discretion, to prevent threatened damage, injury, or loss. Additional compensation or extension of time claimed by the Contractor on account of an emergency shall be determined as provided in Article 15 and Article 7.

ARTICLE 11 INSURANCE AND BONDS

§ 11.1 Contractor's Insurance and Bonds

§ 11.1.1 The Contractor shall purchase and maintain insurance of the types and limits of liability, containing the endorsements, and subject to the terms and conditions, as described in the Agreement or elsewhere in the Contract Documents. The Contractor shall purchase and maintain the required insurance from an insurance company or insurance companies lawfully authorized to issue insurance in the jurisdiction where the Project is located. The Owner, Architect, and Architect's consultants shall be named as additional insureds under the Contractor's commercial general liability policy or as otherwise described in the Contract Documents.

§ 11.1.2 The Contractor shall provide surety bonds of the types, for such penal sums, and subject to such terms and conditions as required by the Contract Documents. The Contractor shall purchase and maintain the required bonds from a company or companies lawfully authorized to issue surety bonds in the jurisdiction where the Project is located.

§ 11.1.3 Upon the request of any person or entity appearing to be a potential beneficiary of bonds covering payment of obligations arising under the Contract, the Contractor shall promptly furnish a copy of the bonds or shall authorize a copy to be furnished.

§ 11.1.4 Notice of Cancellation or Expiration of Contractor's Required Insurance. Within three (3) business days of the date the Contractor becomes aware of an impending or actual cancellation or expiration of any insurance required by the Contract Documents, the Contractor shall provide notice to the Owner of such impending or actual cancellation or expiration. Upon receipt of notice from the Contractor, the Owner shall, unless the lapse in coverage arises from an act or omission of the Owner, have the right to stop the Work until the lapse in coverage has been cured by the procurement of replacement coverage by the Contractor. The furnishing of notice by the Contractor shall not relieve the Contractor of any contractual obligation to provide any required coverage.

§ 11.2 Owner's Insurance

§ 11.2.1 The Owner shall purchase and maintain insurance of the types and limits of liability, containing the endorsements, and subject to the terms and conditions, as described in the Agreement or elsewhere in the Contract Documents. The Owner shall purchase and maintain the required insurance from an insurance company or insurance companies lawfully authorized to issue insurance in the jurisdiction where the Project is located.

§ 11.2.2 Failure to Purchase Required Property Insurance. If the Owner fails to purchase and maintain the required property insurance, with all of the coverages and in the amounts described in the Agreement or elsewhere in the Contract Documents, the Owner shall inform the Contractor in writing prior to commencement of the Work. Upon receipt of notice from the Owner, the Contractor may delay commencement of the Work and may obtain insurance that will protect the interests of the Contractor, Subcontractors, and Sub-Subcontractors in the Work. When the failure to provide coverage has been cured or resolved, the Contract Sum and Contract Time shall be equitably adjusted. In the event the Owner fails to procure coverage, the Owner waives all rights against the Contractor, Subcontractors, and Sub-subcontractors to the extent the loss to the Owner would have been covered by the insurance to have been procured by the Owner. The cost of the insurance shall be charged to the Owner by a Change Order. If the Owner does not provide written notice, and the Contractor is damaged by the failure or neglect of the Owner to purchase or maintain the required insurance, the Owner shall reimburse the Contractor for all reasonable costs and damages attributable thereto.

§ 11.2.3 Notice of Cancellation or Expiration of Owner's Required Property Insurance. Within three (3) business days of the date the Owner becomes aware of an impending or actual cancellation or expiration of any property insurance required by the Contract Documents, the Owner shall provide notice to the Contractor of such impending or actual cancellation or expiration. Unless the lapse in coverage arises from an act or omission of the Contractor: (1) the Contractor, upon receipt of notice from the Owner, shall have the right to stop the Work until the lapse in coverage has been cured by the procurement of replacement coverage by either the Owner or the Contractor; (2) the Contract Time and Contract Sum shall be equitably adjusted; and (3) the Owner waives all rights against the Contractor, Subcontractors, and Sub-subcontractors to the extent any loss to the Owner would have been covered by the insurance had it not expired or been cancelled. If the Contractor purchases replacement coverage, the cost of the insurance shall be charged to the Owner by an appropriate Change Order. The furnishing of notice by the Owner shall not relieve the Owner of any contractual obligation to provide required insurance.

§ 11.3 Waivers of Subrogation

§ 11.3.1 The Owner and Contractor waive all rights against (1) each other and any of their subcontractors, sub-subcontractors, agents, and employees, each of the other; (2) the Architect and Architect's consultants; and (3) Separate Contractors, if any, and any of their subcontractors, sub-subcontractors, agents, and employees, for damages caused by fire, or other causes of loss, to the extent those losses are covered by property insurance required by the Agreement or other property insurance applicable to the Project, except such rights as they have to proceeds of such insurance. The Owner or Contractor, as appropriate, shall require similar written waivers in favor of the individuals and entities identified above from the Architect, Architect's consultants, Separate Contractors, subcontractors, and sub-subcontractors. The policies of insurance purchased and maintained by each person or entity agreeing to waive claims pursuant to this section 11.3.1 shall not prohibit this waiver of subrogation. This waiver of subrogation shall be effective as to a person or entity (1) even though that person or entity would otherwise have a duty of indemnification, contractual or otherwise, (2) even though that person or entity did not pay the insurance premium directly or indirectly, or (3) whether or not the person or entity had an insurable interest in the damaged property.

§ 11.3.2 If during the Project construction period the Owner insures properties, real or personal or both, at or adjacent to the site by property insurance under policies separate from those insuring the Project, or if after final payment property insurance is to be provided on the completed Project through a policy or policies other than those insuring the Project during the construction period, to the extent permissible by such policies, the Owner waives all rights in accordance with the terms of Section 11.3.1 for damages caused by fire or other causes of loss covered by this separate property insurance.

§ 11.4 Loss of Use, Business Interruption, and Delay in Completion Insurance

The Owner, at the Owner's option, may purchase and maintain insurance that will protect the Owner against loss of use of the Owner's property, or the inability to conduct normal operations, due to fire or other causes of loss. The Owner waives all rights of action against the Contractor and Architect for loss of use of the Owner's property, due to fire or other hazards however caused.

§ 11.5 Adjustment and Settlement of Insured Loss

§ 11.5.1 A loss insured under the property insurance required by the Agreement shall be adjusted by the Owner as fiduciary and made payable to the Owner as fiduciary for the insureds, as their interests may appear, subject to requirements of any applicable mortgagee clause and of Section 11.5.2. The Owner shall pay the Architect and Contractor their just shares of insurance proceeds received by the Owner, and by appropriate agreements the Architect and Contractor shall make payments to their consultants and Subcontractors in similar manner.

§ 11.5.2 Prior to settlement of an insured loss, the Owner shall notify the Contractor of the terms of the proposed settlement as well as the proposed allocation of the insurance proceeds. The Contractor shall have 14 days from receipt of notice to object to the proposed settlement or allocation of the proceeds. If the Contractor does not object, the Owner shall settle the loss and the Contractor shall be bound by the settlement and allocation. Upon receipt, the Owner shall deposit the insurance proceeds in a separate account and make the appropriate distributions. Thereafter, if no other agreement is made or the Owner does not terminate the Contract for convenience, the Owner and Contractor shall execute a Change Order for reconstruction of the damaged or destroyed Work in the amount allocated for that purpose. If the Contractor timely objects to either the terms of the proposed settlement or the allocation of the proceeds, the Owner may proceed to settle the insured loss, and any dispute between the Owner and Contractor arising out of the settlement or allocation of the proceeds shall be resolved pursuant to Article 15. Pending resolution of any dispute, the Owner may issue a Construction Change Directive for the reconstruction of the damaged or destroyed Work.

ARTICLE 12 UNCOVERING AND CORRECTION OF WORK

§ 12.1 Uncovering of Work

§ 12.1.1 If a portion of the Work is covered contrary to the Architect's request or to requirements specifically expressed in the Contract Documents, it must, if requested in writing by the Architect, be uncovered for the Architect's examination and be replaced at the Contractor's expense without change in the Contract Time.

§ 12.1.2 If a portion of the Work has been covered that the Architect has not specifically requested to examine prior to its being covered, the Architect may request to see such Work and it shall be uncovered by the Contractor. If such Work is in accordance with the Contract Documents, the Contractor shall be entitled to an equitable adjustment to

the Contract Sum and Contract Time as may be appropriate. If such Work is not in accordance with the Contract Documents, the costs of uncovering the Work, and the cost of correction, shall be at the Contractor's expense.

§ 12.2 Correction of Work

§ 12.2.1 Before Substantial Completion

The Contractor shall promptly correct Work rejected by the Architect or failing to conform to the requirements of the Contract Documents, discovered before Substantial Completion and whether or not fabricated, installed or completed. Costs of correcting such rejected Work, including additional testing and inspections, the cost of uncovering and replacement, and compensation for the Architect's services and expenses made necessary thereby, shall be at the Contractor's expense.

§ 12.2.2 After Substantial Completion

§ 12.2.2.1 In addition to the Contractor's obligations under Section 3.5, if, within one year after the date of Substantial Completion of the Work or designated portion thereof or after the date for commencement of warranties established under Section 9.9.1, or by terms of any applicable special warranty required by the Contract Documents, any of the Work is found to be not in accordance with the requirements of the Contract Documents, the Contractor shall correct it promptly after receipt of notice from the Owner to do so, unless the Owner has previously given the Contractor a written acceptance of such condition. The Owner shall give such notice promptly after discovery of the condition. During the one-year period for correction of Work, if the Owner fails to notify the Contractor and give the Contractor an opportunity to make the correction, the Owner waives the rights to require correction by the Contractor and to make a claim for breach of warranty. If the Contractor fails to correct nonconforming Work within a reasonable time during that period after receipt of notice from the Owner or Architect, the Owner may correct it in accordance with Section 2.5.

§ 12.2.2.2 The one-year period for correction of Work shall be extended with respect to portions of Work first performed after Substantial Completion by the period of time between Substantial Completion and the actual completion of that portion of the Work.

§ 12.2.2.3 The one-year period for correction of Work shall not be extended by corrective Work performed by the Contractor pursuant to this Section 12.2.

§ 12.2.3 The Contractor shall remove from the site portions of the Work that are not in accordance with the requirements of the Contract Documents and are neither corrected by the Contractor nor accepted by the Owner.

§ 12.2.4 The Contractor shall bear the cost of correcting destroyed or damaged construction of the Owner or Separate Contractors, whether completed or partially completed, caused by the Contractor's correction or removal of Work that is not in accordance with the requirements of the Contract Documents.

§ 12.2.5 Nothing contained in this Section 12.2 shall be construed to establish a period of limitation with respect to other obligations the Contractor has under the Contract Documents. Establishment of the one-year period for correction of Work as described in Section 12.2.2 relates only to the specific obligation of the Contractor to correct the Work, and has no relationship to the time within which the obligation to comply with the Contract Documents may be sought to be enforced, nor to the time within which proceedings may be commenced to establish the Contractor's liability with respect to the Contractor's obligations other than specifically to correct the Work.

§ 12.3 Acceptance of Nonconforming Work

If the Owner prefers to accept Work that is not in accordance with the requirements of the Contract Documents, the Owner may do so instead of requiring its removal and correction, in which case the Contract Sum will be reduced as appropriate and equitable. Such adjustment shall be effected whether or not final payment has been made.

ARTICLE 13 MISCELLANEOUS PROVISIONS

§ 13.1 Governing Law

The Contract shall be governed by the law of the place where the Project is located, excluding that jurisdiction's choice of law rules. If the parties have selected arbitration as the method of binding dispute resolution, the Federal Arbitration Act shall govern Section 15.4.

§ 13.2 Successors and Assigns

§ 13.2.1 The Owner and Contractor respectively bind themselves, their partners, successors, assigns, and legal representatives to covenants, agreements, and obligations contained in the Contract Documents. Except as provided in Section 13.2.2, neither party to the Contract shall assign the Contract as a whole without written consent of the other. If either party attempts to make an assignment without such consent, that party shall nevertheless remain legally responsible for all obligations under the Contract.

§ 13.2.2 The Owner may, without consent of the Contractor, assign the Contract to a lender providing construction financing for the Project, if the lender assumes the Owner's rights and obligations under the Contract Documents. The Contractor shall execute all consents reasonably required to facilitate the assignment.

§ 13.3 Rights and Remedies

§ 13.3.1 Duties and obligations imposed by the Contract Documents and rights and remedies available thereunder shall be in addition to and not a limitation of duties, obligations, rights, and remedies otherwise imposed or available by law.

§ 13.3.2 No action or failure to act by the Owner, Architect, or Contractor shall constitute a waiver of a right or duty afforded them under the Contract, nor shall such action or failure to act constitute approval of or acquiescence in a breach thereunder, except as may be specifically agreed upon in writing.

§ 13.4 Tests and Inspections

§ 13.4.1 Tests, inspections, and approvals of portions of the Work shall be made as required by the Contract Documents and by applicable laws, statutes, ordinances, codes, rules, and regulations or lawful orders of public authorities. Unless otherwise provided, the Contractor shall make arrangements for such tests, inspections, and approvals with an independent testing laboratory or entity acceptable to the Owner, or with the appropriate public authority, and shall bear all related costs of tests, inspections, and approvals. The Contractor shall give the Architect timely notice of when and where tests and inspections are to be made so that the Architect may be present for such procedures. The Owner shall bear costs of tests, inspections, or approvals that do not become requirements until after bids are received or negotiations concluded. The Owner shall directly arrange and pay for tests, inspections, or approvals where building codes or applicable laws or regulations so require.

§ 13.4.2 If the Architect, Owner, or public authorities having jurisdiction determine that portions of the Work require additional testing, inspection, or approval not included under Section 13.4.1, the Architect will, upon written authorization from the Owner, instruct the Contractor to make arrangements for such additional testing, inspection, or approval, by an entity acceptable to the Owner, and the Contractor shall give timely notice to the Architect of when and where tests and inspections are to be made so that the Architect may be present for such procedures. Such costs, except as provided in Section 13.4.3, shall be at the Owner's expense.

§ 13.4.3 If procedures for testing, inspection, or approval under Sections 13.4.1 and 13.4.2 reveal failure of the portions of the Work to comply with requirements established by the Contract Documents, all costs made necessary by such failure, including those of repeated procedures and compensation for the Architect's services and expenses, shall be at the Contractor's expense.

§ 13.4.4 Required certificates of testing, inspection, or approval shall, unless otherwise required by the Contract Documents, be secured by the Contractor and promptly delivered to the Architect.

§ 13.4.5 If the Architect is to observe tests, inspections, or approvals required by the Contract Documents, the Architect will do so promptly and, where practicable, at the normal place of testing.

§ 13.4.6 Tests or inspections conducted pursuant to the Contract Documents shall be made promptly to avoid unreasonable delay in the Work.

§ 13.5 Interest

Payments due and unpaid under the Contract Documents shall bear interest from the date payment is due at the rate the parties agree upon in writing or, in the absence thereof, at the legal rate prevailing from time to time at the place where the Project is located.

ARTICLE 14 TERMINATION OR SUSPENSION OF THE CONTRACT

§ 14.1 Termination by the Contractor

§ 14.1.1 The Contractor may terminate the Contract if the Work is stopped for a period of 30 consecutive days through no act or fault of the Contractor, a Subcontractor, a Sub-subcontractor, their agents or employees, or any other persons or entities performing portions of the Work, for any of the following reasons:

- .1 Issuance of an order of a court or other public authority having jurisdiction that requires all Work to be stopped;
- .2 An act of government, such as a declaration of national emergency, that requires all Work to be stopped;
- .3 Because the Architect has not issued a Certificate for Payment and has not notified the Contractor of the reason for withholding certification as provided in Section 9.4.1, or because the Owner has not made payment on a Certificate for Payment within the time stated in the Contract Documents; or
- .4 The Owner has failed to furnish to the Contractor reasonable evidence as required by Section 2.2.

§ 14.1.2 The Contractor may terminate the Contract if, through no act or fault of the Contractor, a Subcontractor, a Sub-subcontractor, their agents or employees, or any other persons or entities performing portions of the Work, repeated suspensions, delays, or interruptions of the entire Work by the Owner as described in Section 14.3, constitute in the aggregate more than 100 percent of the total number of days scheduled for completion, or 120 days in any 365-day period, whichever is less.

§ 14.1.3 If one of the reasons described in Section 14.1.1 or 14.1.2 exists, the Contractor may, upon seven days' notice to the Owner and Architect, terminate the Contract and recover from the Owner payment for Work executed, as well as reasonable overhead and profit on Work not executed, and costs incurred by reason of such termination.

§ 14.1.4 If the Work is stopped for a period of 60 consecutive days through no act or fault of the Contractor, a Subcontractor, a Sub-subcontractor, or their agents or employees or any other persons or entities performing portions of the Work because the Owner has repeatedly failed to fulfill the Owner's obligations under the Contract Documents with respect to matters important to the progress of the Work, the Contractor may, upon seven additional days' notice to the Owner and the Architect, terminate the Contract and recover from the Owner as provided in Section 14.1.3.

§ 14.2 Termination by the Owner for Cause

§ 14.2.1 The Owner may terminate the Contract if the Contractor

- .1 repeatedly refuses or fails to supply enough properly skilled workers or proper materials;
- .2 fails to make payment to Subcontractors or suppliers in accordance with the respective agreements between the Contractor and the Subcontractors or suppliers;
- .3 repeatedly disregards applicable laws, statutes, ordinances, codes, rules and regulations, or lawful orders of a public authority; or
- .4 otherwise is guilty of substantial breach of a provision of the Contract Documents.

§ 14.2.2 When any of the reasons described in Section 14.2.1 exist, and upon certification by the Architect that sufficient cause exists to justify such action, the Owner may, without prejudice to any other rights or remedies of the Owner and after giving the Contractor and the Contractor's surety, if any, seven days' notice, terminate employment of the Contractor and may, subject to any prior rights of the surety:

- .1 Exclude the Contractor from the site and take possession of all materials, equipment, tools, and construction equipment and machinery thereon owned by the Contractor;
- .2 Accept assignment of subcontracts pursuant to Section 5.4; and
- .3 Finish the Work by whatever reasonable method the Owner may deem expedient. Upon written request of the Contractor, the Owner shall furnish to the Contractor a detailed accounting of the costs incurred by the Owner in finishing the Work.

§ 14.2.3 When the Owner terminates the Contract for one of the reasons stated in Section 14.2.1, the Contractor shall not be entitled to receive further payment until the Work is finished.

§ 14.2.4 If the unpaid balance of the Contract Sum exceeds costs of finishing the Work, including compensation for the Architect's services and expenses made necessary thereby, and other damages incurred by the Owner and not expressly waived, such excess shall be paid to the Contractor. If such costs and damages exceed the unpaid balance,

Init.

the Contractor shall pay the difference to the Owner. The amount to be paid to the Contractor or Owner, as the case may be, shall be certified by the Initial Decision Maker, upon application, and this obligation for payment shall survive termination of the Contract.

§ 14.3 Suspension by the Owner for Convenience

§ 14.3.1 The Owner may, without cause, order the Contractor in writing to suspend, delay or interrupt the Work, in whole or in part for such period of time as the Owner may determine.

§ 14.3.2 The Contract Sum and Contract Time shall be adjusted for increases in the cost and time caused by suspension, delay, or interruption under Section 14.3.1. Adjustment of the Contract Sum shall include profit. No adjustment shall be made to the extent

- .1 that performance is, was, or would have been, so suspended, delayed, or interrupted, by another cause for which the Contractor is responsible; or
- .2 that an equitable adjustment is made or denied under another provision of the Contract.

§ 14.4 Termination by the Owner for Convenience

§ 14.4.1 The Owner may, at any time, terminate the Contract for the Owner's convenience and without cause.

§ 14.4.2 Upon receipt of notice from the Owner of such termination for the Owner's convenience, the Contractor shall

- .1 cease operations as directed by the Owner in the notice;
- .2 take actions necessary, or that the Owner may direct, for the protection and preservation of the Work; and
- .3 except for Work directed to be performed prior to the effective date of termination stated in the notice, terminate all existing subcontracts and purchase orders and enter into no further subcontracts and purchase orders.

§ 14.4.3 In case of such termination for the Owner's convenience, the Owner shall pay the Contractor for Work properly executed; costs incurred by reason of the termination, including costs attributable to termination of Subcontracts; and the termination fee, if any, set forth in the Agreement.

ARTICLE 15 CLAIMS AND DISPUTES

§ 15.1 Claims

§ 15.1.1 Definition

A Claim is a demand or assertion by one of the parties seeking, as a matter of right, payment of money, a change in the Contract Time, or other relief with respect to the terms of the Contract. The term "Claim" also includes other disputes and matters in question between the Owner and Contractor arising out of or relating to the Contract. The responsibility to substantiate Claims shall rest with the party making the Claim. This Section 15.1.1 does not require the Owner to file a Claim in order to impose liquidated damages in accordance with the Contract Documents.

§ 15.1.2 Time Limits on Claims

The Owner and Contractor shall commence all Claims and causes of action against the other and arising out of or related to the Contract, whether in contract, tort, breach of warranty or otherwise, in accordance with the requirements of the binding dispute resolution method selected in the Agreement and within the period specified by applicable law, but in any case not more than 10 years after the date of Substantial Completion of the Work. The Owner and Contractor waive all Claims and causes of action not commenced in accordance with this Section 15.1.2.

§ 15.1.3 Notice of Claims

§ 15.1.3.1 Claims by either the Owner or Contractor, where the condition giving rise to the Claim is first discovered prior to expiration of the period for correction of the Work set forth in Section 12.2.2, shall be initiated by notice to the other party and to the Initial Decision Maker with a copy sent to the Architect, if the Architect is not serving as the Initial Decision Maker. Claims by either party under this Section 15.1.3.1 shall be initiated within 21 days after occurrence of the event giving rise to such Claim or within 21 days after the claimant first recognizes the condition giving rise to the Claim, whichever is later.

§ 15.1.3.2 Claims by either the Owner or Contractor, where the condition giving rise to the Claim is first discovered after expiration of the period for correction of the Work set forth in Section 12.2.2, shall be initiated by notice to the other party. In such event, no decision by the Initial Decision Maker is required.

§ 15.1.4 Continuing Contract Performance

§ 15.1.4.1 Pending final resolution of a Claim, except as otherwise agreed in writing or as provided in Section 9.7 and Article 14, the Contractor shall proceed diligently with performance of the Contract and the Owner shall continue to make payments in accordance with the Contract Documents.

§ 15.1.4.2 The Contract Sum and Contract Time shall be adjusted in accordance with the Initial Decision Maker's decision, subject to the right of either party to proceed in accordance with this Article 15. The Architect will issue Certificates for Payment in accordance with the decision of the Initial Decision Maker.

§ 15.1.5 Claims for Additional Cost

If the Contractor wishes to make a Claim for an increase in the Contract Sum, notice as provided in Section 15.1.3 shall be given before proceeding to execute the portion of the Work that is the subject of the Claim. Prior notice is not required for Claims relating to an emergency endangering life or property arising under Section 10.4.

§ 15.1.6 Claims for Additional Time

§ 15.1.6.1 If the Contractor wishes to make a Claim for an increase in the Contract Time, notice as provided in Section 15.1.3 shall be given. The Contractor's Claim shall include an estimate of cost and of probable effect of delay on progress of the Work. In the case of a continuing delay, only one Claim is necessary.

§ 15.1.6.2 If adverse weather conditions are the basis for a Claim for additional time, such Claim shall be documented by data substantiating that weather conditions were abnormal for the period of time, could not have been reasonably anticipated, and had an adverse effect on the scheduled construction.

§ 15.1.7 Waiver of Claims for Consequential Damages

The Contractor and Owner waive Claims against each other for consequential damages arising out of or relating to this Contract. This mutual waiver includes

- .1 damages incurred by the Owner for rental expenses, for losses of use, income, profit, financing, business and reputation, and for loss of management or employee productivity or of the services of such persons; and
- .2 damages incurred by the Contractor for principal office expenses including the compensation of personnel stationed there, for losses of financing, business and reputation, and for loss of profit, except anticipated profit arising directly from the Work.

This mutual waiver is applicable, without limitation, to all consequential damages due to either party's termination in accordance with Article 14. Nothing contained in this Section 15.1.7 shall be deemed to preclude assessment of liquidated damages, when applicable, in accordance with the requirements of the Contract Documents.

§ 15.2 Initial Decision

§ 15.2.1 Claims, excluding those where the condition giving rise to the Claim is first discovered after expiration of the period for correction of the Work set forth in Section 12.2.2 or arising under Sections 10.3, 10.4, and 11.5, shall be referred to the Initial Decision Maker for initial decision. The Architect will serve as the Initial Decision Maker, unless otherwise indicated in the Agreement. Except for those Claims excluded by this Section 15.2.1, an initial decision shall be required as a condition precedent to mediation of any Claim. If an initial decision has not been rendered within 30 days after the Claim has been referred to the Initial Decision Maker, the party asserting the Claim may demand mediation and binding dispute resolution without a decision having been rendered. Unless the Initial Decision Maker and all affected parties agree, the Initial Decision Maker will not decide disputes between the Contractor and persons or entities other than the Owner.

§ 15.2.2 The Initial Decision Maker will review Claims and within ten days of the receipt of a Claim take one or more of the following actions: (1) request additional supporting data from the claimant or a response with supporting data from the other party, (2) reject the Claim in whole or in part, (3) approve the Claim, (4) suggest a compromise, or (5) advise the parties that the Initial Decision Maker is unable to resolve the Claim if the Initial Decision Maker lacks sufficient information to evaluate the merits of the Claim or if the Initial Decision Maker concludes that, in the

Initial Decision Maker's sole discretion, it would be inappropriate for the Initial Decision Maker to resolve the Claim.

§ 15.2.3 In evaluating Claims, the Initial Decision Maker may, but shall not be obligated to, consult with or seek information from either party or from persons with special knowledge or expertise who may assist the Initial Decision Maker in rendering a decision. The Initial Decision Maker may request the Owner to authorize retention of such persons at the Owner's expense.

§ 15.2.4 If the Initial Decision Maker requests a party to provide a response to a Claim or to furnish additional supporting data, such party shall respond, within ten days after receipt of the request, and shall either (1) provide a response on the requested supporting data, (2) advise the Initial Decision Maker when the response or supporting data will be furnished, or (3) advise the Initial Decision Maker that no supporting data will be furnished. Upon receipt of the response or supporting data, if any, the Initial Decision Maker will either reject or approve the Claim in whole or in part.

§ 15.2.5 The Initial Decision Maker will render an initial decision approving or rejecting the Claim, or indicating that the Initial Decision Maker is unable to resolve the Claim. This initial decision shall (1) be in writing; (2) state the reasons therefor; and (3) notify the parties and the Architect, if the Architect is not serving as the Initial Decision Maker, of any change in the Contract Sum or Contract Time or both. The initial decision shall be final and binding on the parties but subject to mediation and, if the parties fail to resolve their dispute through mediation, to binding dispute resolution.

§ 15.2.6 Either party may file for mediation of an initial decision at any time, subject to the terms of Section 15.2.6.1.

§ 15.2.6.1 Either party may, within 30 days from the date of receipt of an initial decision, demand in writing that the other party file for mediation. If such a demand is made and the party receiving the demand fails to file for mediation within 30 days after receipt thereof, then both parties waive their rights to mediate or pursue binding dispute resolution proceedings with respect to the initial decision.

§ 15.2.7 In the event of a Claim against the Contractor, the Owner may, but is not obligated to, notify the surety, if any, of the nature and amount of the Claim. If the Claim relates to a possibility of a Contractor's default, the Owner may, but is not obligated to, notify the surety and request the surety's assistance in resolving the controversy.

§ 15.2.8 If a Claim relates to or is the subject of a mechanic's lien, the party asserting such Claim may proceed in accordance with applicable law to comply with the lien notice or filing deadlines.

§ 15.3 Mediation

§ 15.3.1 Claims, disputes, or other matters in controversy arising out of or related to the Contract, except those waived as provided for in Sections 9.10.4, 9.10.5, and 15.1.7, shall be subject to mediation as a condition precedent to binding dispute resolution.

§ 15.3.2 The parties shall endeavor to resolve their Claims by mediation which, unless the parties mutually agree otherwise, shall be administered by the American Arbitration Association in accordance with its Construction Industry Mediation Procedures in effect on the date of the Agreement. A request for mediation shall be made in writing, delivered to the other party to the Contract, and filed with the person or entity administering the mediation. The request may be made concurrently with the filing of binding dispute resolution proceedings but, in such event, mediation shall proceed in advance of binding dispute resolution proceedings, which shall be stayed pending mediation for a period of 60 days from the date of filing, unless stayed for a longer period by agreement of the parties or court order. If an arbitration is stayed pursuant to this Section 15.3.2, the parties may nonetheless proceed to the selection of the arbitrator(s) and agree upon a schedule for later proceedings.

§ 15.3.3 Either party may, within 30 days from the date that mediation has been concluded without resolution of the dispute or 60 days after mediation has been demanded without resolution of the dispute, demand in writing that the other party file for binding dispute resolution. If such a demand is made and the party receiving the demand fails to file for binding dispute resolution within 60 days after receipt thereof, then both parties waive their rights to binding dispute resolution proceedings with respect to the initial decision.

§ 15.3.4 The parties shall share the mediator's fee and any filing fees equally. The mediation shall be held in the place where the Project is located, unless another location is mutually agreed upon. Agreements reached in mediation shall be enforceable as settlement agreements in any court having jurisdiction thereof.

§ 15.4 Arbitration

§ 15.4.1 If the parties have selected arbitration as the method for binding dispute resolution in the Agreement, any Claim subject to, but not resolved by, mediation shall be subject to arbitration which, unless the parties mutually agree otherwise, shall be administered by the American Arbitration Association in accordance with its Construction Industry Arbitration Rules in effect on the date of the Agreement. The Arbitration shall be conducted in the place where the Project is located, unless another location is mutually agreed upon. A demand for arbitration shall be made in writing, delivered to the other party to the Contract, and filed with the person or entity administering the arbitration. The party filing a notice of demand for arbitration must assert in the demand all Claims then known to that party on which arbitration is permitted to be demanded.

§ 15.4.1.1 A demand for arbitration shall be made no earlier than concurrently with the filing of a request for mediation, but in no event shall it be made after the date when the institution of legal or equitable proceedings based on the Claim would be barred by the applicable statute of limitations. For statute of limitations purposes, receipt of a written demand for arbitration by the person or entity administering the arbitration shall constitute the institution of legal or equitable proceedings based on the Claim.

§ 15.4.2 The award rendered by the arbitrator or arbitrators shall be final, and judgment may be entered upon it in accordance with applicable law in any court having jurisdiction thereof.

§ 15.4.3 The foregoing agreement to arbitrate and other agreements to arbitrate with an additional person or entity duly consented to by parties to the Agreement, shall be specifically enforceable under applicable law in any court having jurisdiction thereof.

§ 15.4.4 Consolidation or Joinder

§ 15.4.4.1 Subject to the rules of the American Arbitration Association or other applicable arbitration rules, either party may consolidate an arbitration conducted under this Agreement with any other arbitration to which it is a party provided that (1) the arbitration agreement governing the other arbitration permits consolidation, (2) the arbitrations to be consolidated substantially involve common questions of law or fact, and (3) the arbitrations employ materially similar procedural rules and methods for selecting arbitrator(s).

§ 15.4.4.2 Subject to the rules of the American Arbitration Association or other applicable arbitration rules, either party may include by joinder persons or entities substantially involved in a common question of law or fact whose presence is required if complete relief is to be accorded in arbitration, provided that the party sought to be joined consents in writing to such joinder. Consent to arbitration involving an additional person or entity shall not constitute consent to arbitration of any claim, dispute or other matter in question not described in the written consent.

§ 15.4.4.3 The Owner and Contractor grant to any person or entity made a party to an arbitration conducted under this Section 15.4, whether by joinder or consolidation, the same rights of joinder and consolidation as those of the Owner and Contractor under this Agreement.

Additions and Deletions Report for

AIA® Document A201™ – 2017

This Additions and Deletions Report, as defined on page 1 of the associated document, reproduces below all text the author has added to the standard form AIA document in order to complete it, as well as any text the author may have added to or deleted from the original AIA text. Added text is shown underlined. Deleted text is indicated with a horizontal line through the original AIA text.

Note: This Additions and Deletions Report is provided for information purposes only and is not incorporated into or constitute any part of the associated AIA document. This Additions and Deletions Report and its associated document were generated simultaneously by AIA software at 15:05:58 ET on 02/06/2019.

PAGE 1

Health Life Safety Work: Lighting Fixture Replacement at Payson Elementary and JR-SR High
404 W. State and 420 W. Brainard
Payson, IL 62360

...

Payson CUSD #1
406 W. State Street
Payson, IL 62360


...

Architechnics, Inc.
510 Maine Street
Quincy, IL 62301


Certification of Document's Authenticity

AIA® Document D401™ – 2003

I, Todd J Moore, hereby certify, to the best of my knowledge, information and belief, that I created the attached final document simultaneously with its associated Additions and Deletions Report and this certification at 15:05:58 ET on 02/06/2019 under Order No. 3902184019 from AIA Contract Documents software and that in preparing the attached final document I made no changes to the original text of AIA® Document A201™ - 2017, General Conditions of the Contract for Construction, as published by the AIA in its software, other than those additions and deletions shown in the associated Additions and Deletions Report.



(Signed)



(Title)

02/06/19

(Dated)

**SECTION 00 7300
SUPPLEMENTARY CONDITIONS**

1. PRECEDENCE OF SUPPLEMENTARY GENERAL CONDITIONS

These Supplementary General Conditions take precedence over the GENERAL CONDITIONS OF THE CONTRACT FOR CONSTRUCTION, AIA Document A201-2017, as hereinafter stated.

2. MODIFICATIONS DELETIONS AND ADDITIONS

The following supplements modify, delete from, and/or add to the General Conditions.

- A. Articles, or portions thereof, which are not specifically modified, deleted, or superseded hereby, remain in full effect.

3. DEFINITION OF TERMS - Where used in any of the Contract Documents, the following meaning will be given to terms herein defined.

- A. Contract/Agreement - Standard Form of Agreement between Contractor and Owner for the Construction of Buildings, AIA Form A101-2017, current edition.
- B. Contractor - The term "Contractor", as used in the Contract Documents, shall refer to the Person or Firm named in the Contract/Agreement for the specific work involved. Only one contractor is recognized as a party to the contract. His/Her is the sole responsibility for the proper execution of the work stated in the Contract/Agreement.
- C. General Contractor - The term "General Contractor" shall mean the Contractor for Complete Construction, or the Contractor for General Construction Work (where no Contractor for Complete Construction is involved in the project).
- D. The term "Product" includes materials, systems, and equipment.
- E. The terms "Approved", "Required", "As Directed", etc. are interpreted and will be taken to mean "to the satisfaction of the Architect".
- F. Where the word "Shall" appears it is to be interpreted to mean "Must - Mandatory".
- G. The term "Similar" means in its general sense and not necessarily identical.

4. WARRANTY

- A. Refer to § 3.5 of the General Conditions, add:

Contractor or his Sureties shall remedy any defects in the work and pay for all damages to other work resulting therefrom which may appear within a period of one (1) year of the date of substantial completion as defined in the General Conditions. Neither the final certificate for payment nor the partial use by the Owner will relieve the Contractor or his Sureties of liability for faulty workmanship or materials. All guarantee periods specified shall begin with the date of substantial completion and shall be submitted to Architect together with all lien releases from all subcontractors and major material suppliers and with final lien release from prime contractor at time final payment application is made. This guarantee is not Owner's exclusive remedy but is in addition to any other rights or remedies of Owner.

5. PERMITS, FEES, NOTICES, AND COMPLIANCE WITH LAWS

- A. Refer to § 3.7.1 of the General Conditions, add:

Each individual contractor shall obtain and pay for all permits, licenses, franchises, and consents required by law or necessary to perform his/her portion of the work, and shall pay for all inspections required thereby.

6. ALLOWANCES

- A. Refer to § 3.8 of the General Conditions, add:

If the value of the selected product or systems differs from the allowance value provided in this section, a Contract Change will be issued to reconcile the difference (addition or deduction) in an amount equal to the difference plus 10% of the difference.

7. SHOP DRAWINGS, PRODUCT DATA, AND SAMPLES

- A. Refer to § 3.12 of the General Conditions, add:

3.12.11 Unless otherwise specified, a minimum of five (5) hard copies or clear, legible and stamped digital "pdf" copies will be required and shall be forwarded to the Architect for review only after all details and dimensions have been verified by the Contractor. All copies must bear the approval stamp of the Contractor when they are submitted to Architect for review. Architect will promptly review and return the documents to the Contractor with corrections, comments and/or color and finish selections as may be required.

3.12.12 Any deviation in shop drawings from the requirements of the contract documents must be brought to Architect's attention in writing at time shop drawings are submitted for his review. Judgment on acceptance of the deviation will be made between the Architect and Owner when shop drawings are returned to the Contractor.

3.12.13 It shall be expressly understood the Architect does not "approve" shop drawings. The Architect "reviews" shop drawings approved by the Contractor. Responsibility for approval of all shop drawings and other submittals rests fully with the Contractor.

8. CLEANING UP

- A. Refer to § 3.15 of the General Conditions, add:

§ 3.15.3 All contractors shall store apparatus, materials, supplies, and equipment in such orderly fashion and in designated storage areas at the site of the work as will not unduly interfere with the progress of work of any other contractor.

§ 3.15.4 Final Cleaning - Just prior to delivery of building and site to Owner, the General Contractor shall thoroughly clean the project area including: wash all windows, vacuum carpeting, clean floor tile, wipe off all fixtures and equipment, and provide clean filters for all air handling equipment. He shall also clean site of all debris and excess construction materials and equipment.

9. APPLICATIONS FOR PAYMENT

- A. Refer to § 9.3 of the General Conditions, add:

§ 9.3.7 Applications for payment shall be made on Application and Certificate for Payment form, AIA Document G702 with Continuation Sheets as necessary, AIA Document G703. In making such applications for payment, a retainage of ten percent (10%) of the estimated amounts of completed work and stored materials shall be applied until the contract work has been completed.

10. SAFETY OF PERSONS AND PROPERTY

- A. Refer to paragraph § 10.2 of the General Conditions, add:

§ 10.2.9 Protections - Contractor shall be responsible for insuring that each particular subcontractor provides adequate shoring and bracing of all walls, structural frame and other building elements until all elements are secured with final connections and anchorage. Bracing shall be adequate to withstand heavy gusts of wind and shall be cross tied for protection from all directions. Bracing shall remain in place until sufficient cross-walls, permanent floors and/or roof structure is in place to fully stabilize the individual building elements.

11. ADDITIONAL CONTRACT REQUIREMENTS

This document supplements the contract and any other contracts or agreements now or hereafter entered into between Owner and the Contractor or Supplier. Should any conflict exist between any separate contract or agreement and this paragraph, this paragraph shall apply. The provisions of this supplement are intended to apply, however, only to the extent required or contemplated by laws, rules or regulations.

The following provisions shall apply if and to the extent required by law:

- A. BIDDING PRACTICES: Pursuant to Section 33E-11(a) of the Illinois Criminal Code (720 Illinois Compiled Statutes 5/33E 11(a)), Contractor or Supplier certifies that neither Contractor or Supplier, nor any agent or employee thereof, is barred from contracting with any unit of State or local government as a result of a violation of either Section 33E-3 or Section 33E-4 of said Code (720 Illinois Compiled Statutes 5/33E-3, 5/33E-4). Section 33E-3 pertains to the offense of bid-rigging and Section 33E-4 pertains to the offense of bid rotating.
- B. BRIBERY CERTIFICATION: Contractor or Supplier certifies that neither Contractor or Supplier nor any agent or employee thereof has been convicted of bribery or attempting to bribe an officer or employee of the State of Illinois or any other state in that officer or employee's official capacity, or has made an admission of guilt of such conduct which is a matter of record but has not been prosecuted for such conduct. See 30 Illinois Compiled Statutes 505/10.1.
- C. CONFLICTS OF INTEREST: Contractor or Supplier agrees to comply with those provisions established by law pertaining to conflicts of interest. Contractor or Supplier certifies that Contractor or Supplier is unaware of any violation of any laws pertaining to interest in contracts with respect to this contract.

D. DISCRIMINATION

1. Unlawful Discrimination: Contractor or Supplier agrees not to engage in or commit unlawful discrimination as that term is used in the Illinois Human Rights Act (775 Illinois Compiled Statutes 5/1-101 et seq.) or other applicable statutes, laws, rules or regulations and to otherwise comply with the requirements of said Act. This shall include but not be limited to, refraining from unlawful discrimination and undertaking affirmative action to assure equality of employment opportunity and eliminate the effects of past discrimination as required by Section 2-105(A) of said Act (775 Illinois Compiled Statutes 5/2-105(A)). Contractor or Supplier further agreed to comply with the Illinois Public Works Employment Discrimination Act (775 Illinois Compiled Statutes 10/0.01 et seq.).
2. Sexual Harassment: Pursuant to Section 2-105 of the Illinois Human Rights Act (775 Illinois Compiled Statutes 5/2-105(A)) Contractor or Supplier agrees to have a written sexual harassment policy that includes, at a minimum, the following information: (i) the illegality of sexual harassment; (ii) the definition of sexual harassment under State law; (iii) a description of sexual harassment, utilizing examples; (iv) the Contractor's or Supplier's internal complaint process including penalties; (v) the legal recourse, investigative and complaint process available through the Illinois Department of Human Rights and the Human Rights Commission; (vi) directions on how to contact the Department and Commission; and (vii) protection against retaliation as provided by the Act. A copy of the policy shall be provided to Owner and Architect/Engineer and the Department upon request.
3. Dues to Clubs which Discriminate: Contractor or Supplier certifies that it is not prohibited from receiving any award or grant because it pays dues or fees on behalf of its employees or agents or subsidizes or otherwise reimburses them for payment of their dues and fees to any club which unlawfully discriminates contrary to the Illinois Discriminatory Club Act (775 Illinois Compiled Statutes 25/0.01 et seq.).

E. EDUCATIONAL LOANS Contractor or Supplier certifies that Contractor or Supplier is not in default on an educational loan as defined by the Illinois Educational Loan Default Act (5 Illinois Compiled Statutes 385/0.01 et seq.)

F. DRUG FREE WORKPLACE: To the extent that the contract is subject to the Illinois Drug Free Workplace Act (30 Illinois Compiled Statutes 580/1 et seq.), Contractor or Supplier certifies and agrees that Contractor or Supplier will provide a drug free workplace by complying with the terms of said Act, including, but not necessarily limited to, Section 3 of said Act (30 Illinois Compiled Statutes 580/3).

G. SERVICE, MATERIALS, AND EQUIPMENT All iron and steel products which are to be incorporated into public work projects shall be domestically manufactured or produced and fabricated.(30 Illinois Compiled Statutes 565 et seq.) The Contractor shall obtain from the iron or steel producer and/or fabricator, in addition to the mill analysis, a certification that all iron or steel materials meet these domestic source requirements.

END OF SECTION 00 7300

SECTION 00 7334
REQUIREMENTS FOR SUBSTANCE ABUSE PREVENTION PROGRAM

Before any contractor commences work on a public works program, the contractor shall have in place a written program that meets or exceeds the requirement in "820 ILCS 265, Public Act 95-635, Substance Abuse Prevention on Public Works Projects Act", or shall have a collective bargaining agreement in effect dealing with the subject matter in the above Act.

The prime contractor and all subcontractors shall file with the Owner, a copy of the "Substance Abuse Prevention Program" along with a cover letter certifying their program meets or exceeds the requirements of the Act, or a letter certifying that the prime contractor and subcontractors have a collective bargaining agreement in effect dealing with the subject matter of the above Act.

END OF SECTION 00 7334

This page intentionally left blank.

**SECTION 00 7343
WAGE RATE REQUIREMENTS**

The successful bidder and his subcontractors will be required to pay not less than the Prevailing Wage Rate for workmen engaged in work under this contract, with the provisions of an act of the General Assembly of the State of Illinois entitled "An Act Regulating the Wage of Laborers, Mechanics, and other workmen employed in any public works by the State, County, City or any Public Body, or any Political Subdivision or by any one under contract for public works," by act approved July 11, 1957, as amended. Attached to and made part of these Contract Documents is the current prevailing wage rate decision that will govern during the proposed work, and includes hourly rates, overtime rates, and all required fringe benefit rates.

The successful bidder and his subcontractors will be required to conform to provisions of Chapter 48, Illinois Revised Statutes, Paragraphs 2201 through 2207 "Employment of Illinois Workers on Public Works Projects" for workmen engaged in work under this contract.

It shall be the responsibility of the Contractor and any subcontractors to allow the City of Payson, the Illinois Department of Labor, and any authorized representative of any government agency involved in the funding of this project, access to and the right to examine all records, books, papers, payrolls, or documents related to this construction project. This right shall extend from the time of execution of the contract through the entire time period of the work, and ending three (3) years after the final pay estimate is disbursed.

Certified payroll records shall be submitted on a monthly basis to the public body in charge of the construction project, along with a statement affirming that such records are true and accurate, that the wages paid to each worker are not less than the required prevailing rate and that the contractor is aware that filing records he or she knows to be false is a Class B misdemeanor.

If the Illinois Department of Labor revises during the term of this contract the prevailing rate of hourly wages to be paid in the City of Payson in Adams County, the revised rate as provided by the Payson CUSD #1 to the Contractor shall apply to this contract.

For the current Wage Rate Requirements, go to website: <https://www2.illinois.gov/idol/Laws-Rules/CONMED/Pages/prevailing-wage-rates.aspx>

END OF SECTION 00 7343

This page intentionally left blank.

**SECTION 01 1000
SUMMARY OF WORK**

PART 1 - GENERAL

1.1 SUMMARY

A. Section Includes:

1. Project information.
2. Work covered by Contract Documents.
3. Work under separate contracts.
4. Access to site.
5. Work restrictions.
6. Specification and Drawing conventions.

B. Related Requirements:

1. Section 01 5000 "Temporary Facilities and Controls" for limitations and procedures governing temporary use of Owner's facilities.

1.2 PROJECT INFORMATION

A. Project Identification: **Health Life Safety Work: Lighting Replacement At: Payson Elementary and JR/SR High Schools**

1. Project Location: **404 W. State and 420 W. Brainard, Payson, Illinois 62360**

B. Owner: **Payson CUSD #1, 406 W State, Payson, Illinois 62360**

1. Owner's Representative: **Donna Veile, 217-656-3323.**

C. Architect / Engineer: **Architechnics, 510 Maine Street, Quincy, Illinois 62301**

1.3 WORK COVERED BY CONTRACT DOCUMENTS

A. The Work of Project is defined by the Contract Documents and consists of the following:

1. Removal and disposal of existing light fixtures.
2. Installation of new light fixture.
3. Modification of existing lighting circuits and switching.

B. Type of Contract: Single Stipulated Lump Sum

1. Project will be constructed under a single prime contract.

1.4 WORK UNDER SEPARATE CONTRACTS

- A. None

1.5 ACCESS TO SITE

- A. Refer to Section 00 2115, Supplementary Instructions to Bidders

1.6 WORK RESTRICTIONS

- A. Refer to Section 00 2115, Supplementary Instructions to Bidders

1.7 SPECIFICATION AND DRAWING CONVENTIONS

- A. Specification Content: The Specifications use certain conventions for the style of language and the intended meaning of certain terms, words, and phrases when used in particular situations. These conventions are as follows:
 - 1. Imperative mood and streamlined language are generally used in the Specifications. The words "shall," "shall be," or "shall comply with," depending on the context, are implied where a colon (:) is used within a sentence or phrase.
 - 2. Specification requirements are to be performed by Contractor unless specifically stated otherwise.
- B. Division 01 General Requirements: Requirements of Sections in Division 01 apply to the Work of all Sections in the Specifications.

PART 2 - PRODUCTS (Not Used)

PART 3 - EXECUTION (Not Used)

END OF SECTION 01 1000

SECTION 01 1419
USE OF SITE

PART 1 - GENERAL

1.1 SUMMARY

- A. Work included: This Section applies to situations in which the Contractor or his representatives including, but not necessarily limited to, suppliers, subcontractors, employees, and field engineers, enter upon the Owner's property.
- B. RELATED WORK
 - 1. Documents affecting work of this Section include, but are not necessarily limited to, General Conditions, Supplementary Conditions, and Sections in Division 1 of these Specifications.

1.2 SUBMITTALS

- A. Maintain an accurate record of the names and identification of all persons entering upon the Owner's property in connection with the Work of this Contract, including times of entering and times of leaving. Submit a copy of the record to the Owner upon request.

1.3 QUALITY ASSURANCE

- A. Promptly upon award of the Contract, notify all pertinent personnel regarding requirements of this Section.
- B. Require that all personnel who will enter upon the Owner's property certify their awareness of and familiarity with the requirements of this Section.

1.4 TRANSPORTATION FACILITIES

- A. Truck and equipment access:
 - 1. To avoid traffic conflict with vehicles of the Owner's employees and customers, and to avoid over-loading of streets and driveways elsewhere on the Owner's property, limit the access of trucks and equipment to the minimum required to complete the work.
- B. Contractor's vehicles:
 - 1. Require Contractor's vehicles, vehicles belonging to employees of the Contractor, and all other vehicles entering upon the Owner's property in performance of the Work of the Contract, to use only the designated Contractor's Access Route.
 - 2. Do not permit such vehicles to park on any street or other area of the Owner's property except in the designated area shown on the plans.

1.5 SECURITY

- A. Restrict the access of all persons entering upon the Owner's property in connection with the Work to the Access Route and to the actual site of the Work.

PART 2 - PRODUCTS (Not Used)

PART 3 - EXECUTION (Not Used)

END OF SECTION 01 1419

**SECTION 01 2500
SUBSTITUTION PROCEDURES**

PART 1 - GENERAL

1.1 SUMMARY

- A. Section includes administrative and procedural requirements for substitutions.

1.2 DEFINITIONS

- A. Substitutions: Changes in products, materials, equipment, and methods of construction from those required by the Contract Documents and proposed by Contractor.
 - 1. Substitutions for Cause: Changes proposed by Contractor that are required due to changed Project conditions, such as unavailability of product, regulatory changes, or unavailability of required warranty terms.
 - 2. Substitutions for Convenience: Changes proposed by Contractor or Owner that are not required in order to meet other Project requirements but may offer advantage to Contractor or Owner – Not Permitted.

1.3 ACTION SUBMITTALS

- A. Substitution Requests: Submit three copies of each request for consideration. Identify product or fabrication or installation method to be replaced. Include Specification Section number and title and Drawing numbers and titles.
 - 1. Documentation: Show compliance with requirements for substitutions and the following, as applicable:
 - a. Statement indicating why specified product or fabrication or installation method cannot be provided, if applicable.
 - b. Coordination of information, including a list of changes or revisions needed to other parts of the Work and to construction performed by Owner and separate contractors that will be necessary to accommodate proposed substitution.
 - c. Product Data, including drawings and descriptions of products and fabrication and installation procedures.
 - d. Samples, where applicable or requested.
 - e. Certificates and qualification data, where applicable or requested.
 - f. Material test reports from a qualified testing agency, indicating and interpreting test results for compliance with requirements indicated.
 - g. Detailed comparison of Contractor's construction schedule using proposed substitutions with products specified for the Work, including effect on the overall Contract Time. If specified product or method of construction cannot be provided within the Contract Time, include letter from manufacturer, on manufacturer's letterhead, stating date of receipt of purchase order, lack of availability, or delays in delivery.
 - h. Cost information, including a proposal of change, if any, in the Contract Sum.

- i. Contractor's certification that proposed substitution complies with requirements in the Contract Documents, except as indicated in substitution request, is compatible with related materials and is appropriate for applications indicated.
 - j. Contractor's waiver of rights to additional payment or time that may subsequently become necessary because of failure of proposed substitution to produce indicated results.
- 2. Architect's Action: If necessary, Architect will request additional information or documentation for evaluation within five days of receipt of a request for substitution. Architect will notify Contractor of acceptance or rejection of proposed substitution within ten days of receipt of request, or ten days of receipt of additional information or documentation, whichever is later.
 - a. Forms of Acceptance: Change Order, Construction Change Directive, or Architect's Supplemental Instructions for minor changes in the Work.
 - b. Use product specified if Architect does not issue a decision on use of a proposed substitution within time allocated.

1.4 QUALITY ASSURANCE

- A. Compatibility of Substitutions: Investigate and document compatibility of proposed substitution with related products and materials. Engage a qualified testing agency to perform compatibility tests recommended by manufacturers.

1.5 PROCEDURES

- A. Coordination: Revise or adjust affected work as necessary to integrate work of the approved substitutions.

1.6 SUBSTITUTIONS

- A. Substitutions for Cause: Submit requests for substitution immediately on discovery of need for change, but not later than 15 days prior to time required for preparation and review of related submittals.
 - 1. Conditions: Architect will consider Contractor's request for substitution when the following conditions are satisfied. If the following conditions are not satisfied, Architect will return requests without action, except to record noncompliance with these requirements:
 - a. Requested substitution is consistent with the Contract Documents and will produce indicated results.
 - b. Substitution request is fully documented and properly submitted.
 - c. Requested substitution will not adversely affect Contractor's construction schedule.
 - d. Requested substitution has received necessary approvals of authorities having jurisdiction.
 - e. Requested substitution is compatible with other portions of the Work.
 - f. Requested substitution has been coordinated with other portions of the Work.
 - g. Requested substitution provides specified warranty.
 - h. If requested substitution involves more than one contractor, requested substitution has been coordinated with other portions of the Work, is uniform and consistent, is compatible with other products, and is acceptable to all contractors involved.

B. Substitutions for Convenience: Not allowed.

PART 2 - PRODUCTS (Not Used)

PART 3 - EXECUTION (Not Used)

END OF SECTION 01 2500

This page intentionally left blank.

**SECTION 01 2600
CONTRACT MODIFICATION PROCEDURES**

PART 1 - GENERAL

1.1 SUMMARY

- A. Section includes administrative and procedural requirements for handling and processing Contract modifications.

1.2 MINOR CHANGES IN THE WORK

- A. Architect will issue supplemental instructions authorizing minor changes in the Work, not involving adjustment to the Contract Sum or the Contract Time, on AIA Document G710.

1.3 PROPOSAL REQUESTS

- A. Owner-Initiated Proposal Requests: Architect will issue a detailed description of proposed changes in the Work that may require adjustment to the Contract Sum or the Contract Time. If necessary, the description will include supplemental or revised Drawings and Specifications.
 - 1. Work Change Proposal Requests issued by Architect are not instructions either to stop work in progress or to execute the proposed change.
 - 2. Within 20 days, when not otherwise specified, after receipt of Proposal Request, submit a quotation estimating cost adjustments to the Contract Sum and the Contract Time necessary to execute the change.
 - a. Include a list of quantities of products required or eliminated and unit costs, with total amount of purchases and credits to be made. If requested, furnish survey data to substantiate quantities.
 - b. Indicate applicable taxes, delivery charges, equipment rental, and amounts of trade discounts.
 - c. Include costs of labor and supervision directly attributable to the change.
 - d. Include an updated Contractor's construction schedule that indicates the effect of the change, including, but not limited to, changes in activity duration, start and finish times, and activity relationship. Use available total float before requesting an extension of the Contract Time.
- B. Contractor-Initiated Proposals: If latent or changed conditions require modifications to the Contract, Contractor may initiate a claim by submitting a request for a change to the Architect.
 - 1. Include a statement outlining reasons for the change and the effect of the change on the Work. Provide a complete description of the proposed change. Indicate the effect of the proposed change on the Contract Sum and the Contract Time.
 - 2. Include a list of quantities of products required or eliminated and unit costs, with total amount of purchases and credits to be made. If requested, furnish survey data to substantiate quantities.
 - 3. Indicate applicable taxes, delivery charges, equipment rental, and amounts of trade discounts.
 - 4. Include costs of labor and supervision directly attributable to the change.

5. Include an updated Contractor's construction schedule that indicates the effect of the change, including, but not limited to, changes in activity duration, start and finish times, and activity relationship. Use available total float before requesting an extension of the Contract Time.
6. Comply with requirements in Section 01 2500 "Substitution Procedures" if the proposed change requires substitution of one product or system for product or system specified.

1.4 CHANGE ORDER PROCEDURES

- A. On Owner's approval of a Work Change Proposal Request, Architect will issue a Change Order for signatures of Owner and Contractor on AIA Document G701.

1.5 CONSTRUCTION CHANGE DIRECTIVE

- A. Construction Change Directive: Architect may issue a Construction Change Directive on AIA Document G714. Construction Change Directive instructs Contractor to proceed with a change in the Work, for subsequent inclusion in a Change Order.
 1. Construction Change Directive contains a complete description of change in the Work. It also designates method to be followed to determine change in the Contract Sum or the Contract Time.
- B. Documentation: Maintain detailed records on a time and material basis of work required by the Construction Change Directive.
 1. After completion of change, submit an itemized account and supporting data necessary to substantiate cost and time adjustments to the Contract.

PART 2 - PRODUCTS (Not Used)

PART 3 - EXECUTION (Not Used)

END OF SECTION 01 2600

**SECTION 01 2900
PAYMENT PROCEDURES**

PART 1 - GENERAL

1.1 SUMMARY

- A. Section includes administrative and procedural requirements necessary to prepare and process Applications for Payment.

1.2 SCHEDULE OF VALUES

- A. Coordination: Coordinate preparation of the schedule of values with preparation of Contractor's construction schedule.
 - 1. Coordinate line items in the schedule of values with other required administrative forms and schedules, including the following:
 - a. Application for Payment forms with continuation sheets.
 - 2. Submit the schedule of values to Architect at earliest possible date, but no later than seven days before the date scheduled for submittal of initial Applications for Payment.
- B. Format and Content: Use Project Manual table of contents as a guide to establish line items for the schedule of values. Provide at least one line item for each Specification Section.
 - 1. Identification: Include the following Project identification on the schedule of values:
 - a. Project name and location.
 - b. Name of Architect.
 - c. Architect's project number.
 - d. Contractor's name and address.
 - e. Date of submittal.
 - 2. Arrange schedule of values consistent with format of AIA Document G703.
 - 3. Arrange the schedule of values in tabular form with separate columns to indicate the following for each item listed:
 - a. Related Specification Section or Division.
 - b. Description of the Work.
 - c. Name of subcontractor.
 - d. Name of manufacturer or fabricator.
 - e. Name of supplier.
 - f. Change Orders (numbers) that affect value.
 - g. Dollar value of the following, as a percentage of the Contract Sum to nearest one-hundredth percent, adjusted to total 100 percent.
 - 4. Provide a breakdown of the Contract Sum in enough detail to facilitate continued evaluation of Applications for Payment and progress reports. Coordinate with Project Manual table of contents. Provide multiple line items for principal subcontract amounts, where applicable.

5. Round amounts to nearest whole dollar; total shall equal the Contract Sum.
6. Provide a separate line item in the schedule of values for each part of the Work where Applications for Payment may include materials or equipment purchased or fabricated and stored, but not yet installed.
 - a. Differentiate between items stored on-site and items stored off-site. If specified, include evidence of insurance or bonded warehousing.
7. Provide separate line items in the schedule of values for initial cost of materials, for each subsequent stage of completion, and for total installed value of that part of the Work.
8. Allowances: Provide a separate line item in the schedule of values for each allowance. Show line-item value of unit-cost allowances, as a product of the unit cost, multiplied by measured quantity. Use information indicated in the Contract Documents to determine quantities.
9. Each item in the schedule of values and Applications for Payment shall be complete. Include total cost and proportionate share of general overhead and profit for each item.
 - a. Temporary facilities and other major cost items that are not direct cost of actual work-in-place may be shown either as separate line items in the schedule of values or distributed as general overhead expense, at Contractor's option.
10. Schedule Updating: Update and resubmit the schedule of values before the next Applications for Payment when Change Orders or Construction Change Directives result in a change in the Contract Sum.

1.3 APPLICATIONS FOR PAYMENT

- A. Each Application for Payment following the initial Application for Payment shall be consistent with previous applications and payments as certified by Architect and paid for by Owner.
 1. Initial Application for Payment, Application for Payment at time of Substantial Completion, and final Application for Payment involve additional requirements.
- B. Payment Application Times: Submit Application for Payment to Architect by the 1st day of the month. The period covered by each Application for Payment is one month, ending on the last day of the month.
- C. Application for Payment Forms: Use AIA Document G702 and AIA Document G703 as form for Applications for Payment.
- D. Application Preparation: Complete every entry on form. Notarize and execute by a person authorized to sign legal documents on behalf of Contractor. Architect will return incomplete applications without action.
 1. Entries shall match data on the schedule of values and Contractor's construction schedule. Use updated schedules if revisions were made.
 2. Include amounts of Change Orders and Construction Change Directives issued before last day of construction period covered by application.
- E. Transmittal: Submit 3 signed and notarized original copies of each Application for Payment to Architect by a method ensuring receipt within 24 hours. One copy shall include waivers of lien and similar attachments if required.

1. Transmit each copy with a transmittal form listing attachments and recording appropriate information about application.
- F. Waivers of Mechanic's Lien: With each Application for Payment, submit waivers of mechanic's lien from entities lawfully entitled to file a mechanic's lien arising out of the Contract and related to the Work covered by the payment.
1. Submit partial waivers on each item for amount requested in previous application, after deduction for retainage, on each item.
 2. When an application shows completion of an item, submit conditional final or full waivers.
 3. Owner reserves the right to designate which entities involved in the Work must submit waivers.
 4. Submit final Application for Payment with or preceded by final waivers from every entity involved with performance of the Work covered by the application who is lawfully entitled to a lien.
 5. Waiver Forms: Submit executed waivers of lien on forms acceptable to Owner.
- G. Initial Application for Payment: Administrative actions and submittals that must precede or coincide with submittal of first Application for Payment include the following:
1. List of subcontractors.
 2. Schedule of values.
 3. Contractor's construction schedule (preliminary if not final).
 4. Products list
 5. Initial progress report.
 6. Certificates of insurance and insurance policies.
 7. Performance and payment bonds as applicable.
- H. Application for Payment at Substantial Completion: After Architect issues the Certificate of Substantial Completion, submit an Application for Payment showing 100 percent completion for portion of the Work claimed as substantially complete.
1. Include documentation supporting claim that the Work is substantially complete and a statement showing an accounting of changes to the Contract Sum.
 2. This application shall reflect Certificate(s) of Substantial Completion issued previously for Owner occupancy of designated portions of the Work.
- I. Final Payment Application: After completing Project closeout requirements, submit final Application for Payment with releases and supporting documentation not previously submitted and accepted, including, but not limited to, the following:
1. Evidence of completion of Project closeout requirements.
 2. Insurance certificates for products and completed operations where required and proof that taxes, fees, and similar obligations were paid.
 3. Updated final statement, accounting for final changes to the Contract Sum.
 4. AIA Document G706, "Contractor's Affidavit of Payment of Debts and Claims."
 5. AIA Document G706A, "Contractor's Affidavit of Release of Liens."
 6. AIA Document G707, "Consent of Surety to Final Payment."
 7. Evidence that claims have been settled.

PART 2 - PRODUCTS (Not Used)

PART 3 - EXECUTION (Not Used)

END OF SECTION 01 2900

**SECTION 01 3100
PROJECT MANAGEMENT AND COORDINATION**

PART 1 - GENERAL

1.1 RELATED DOCUMENTS

- A. Drawings and general provisions of the Contract, including General and Supplementary Conditions and other Division 01 Specification Sections, apply to this Section.

1.2 SUMMARY

- A. Section includes administrative provisions for coordinating construction operations on Project including, but not limited to, the following:
 - 1. RFIs.
 - 2. Project meetings.

1.3 GENERAL COORDINATION PROCEDURES

- A. Coordination: Coordinate construction operations included in different Sections of the Specifications to ensure efficient and orderly installation of each part of the Work. Coordinate construction operations included in different Sections that depend on each other for proper installation, connection, and operation.
 - 1. Schedule construction operations in sequence required to obtain the best results where installation of one part of the Work depends on installation of other components, before or after its own installation.
 - 2. Coordinate installation of different components to ensure maximum performance and accessibility for required maintenance, service, and repair.
 - 3. Make adequate provisions to accommodate items scheduled for later installation.
- B. Administrative Procedures: Coordinate scheduling and timing of required administrative procedures with other construction activities and scheduled activities of other contractors to avoid conflicts and to ensure orderly progress of the Work. Such administrative activities include, but are not limited to, the following:
 - 1. Preparation of Contractor's construction schedule.
 - 2. Preparation of the schedule of values.
 - 3. Installation and removal of temporary facilities and controls.
 - 4. Delivery and processing of submittals.
 - 5. Progress meetings.
 - 6. Pre-installation conferences.
 - 7. Project closeout activities.
 - 8. Startup and adjustment of systems.

1.4 REQUEST FOR INFORMATION (RFI)

- A. General: Immediately on discovery of the need for additional information, clarification, or interpretation of the Contract Documents, and after Contractor has thoroughly reviewed the documents, Contractor shall prepare and submit an RFI in the form specified.
1. Architect will return without response those RFIs submitted to Architect by other entities controlled by Contractor.
 2. Coordinate and submit RFIs in a prompt manner so as to avoid delays in Contractor's work or work of subcontractors.
- B. Content of the RFI: Include a detailed, legible description of item needing information or interpretation and the following:
1. Project name.
 2. Project number.
 3. Date.
 4. Name of Contractor.
 5. Name of Architect.
 6. RFI number, numbered sequentially.
 7. RFI subject.
 8. Specification Section number and title and related paragraphs, as appropriate.
 9. Drawing number and detail references, as appropriate.
 10. Field dimensions and conditions, as appropriate.
 11. Contractor's suggested resolution. If Contractor's suggested resolution impacts the Contract Time or the Contract Sum, Contractor shall state impact in the RFI.
 12. Contractor's signature.
 13. Attachments: Include sketches, descriptions, measurements, photos, Product Data, Shop Drawings, coordination drawings, and other information necessary to fully describe items needing interpretation.
- C. Architect's Action: Architect will review each RFI, determine action required, and respond. Allow seven working days for Architect's response for each RFI. RFIs received by Architect after 1:00 p.m. will be considered as received the following working day.
1. The following Contractor-generated RFIs will be returned without action:
 - a. Requests for approval of submittals.
 - b. Requests for approval of substitutions.
 - c. Requests for approval of Contractor's means and methods.
 - d. Requests for coordination information already indicated in the Contract Documents.
 - e. Requests for adjustments in the Contract Time or the Contract Sum.
 - f. Requests for interpretation of Architect's actions on submittals.
 - g. Incomplete RFIs or inaccurately prepared RFIs.
 2. Architect's action may include a request for additional information, in which case Architect's time for response will date from time of receipt by Architect of additional information.
 3. Architect's action on RFIs that may result in a change to the Contract Time or the Contract Sum may be eligible for Contractor to submit Change Proposal according to Section 012600 "Contract Modification Procedures."
 - a. If Contractor believes the RFI response warrants change in the Contract Time or the Contract Sum, notify Architect and Construction Manager in writing within 10

days of receipt of the RFI response and before proceeding with the instructions indicated in the RFI response.

- D. RFI Log: Prepare, maintain, and submit a tabular log of RFIs organized by the RFI number. Submit log monthly. Include the following:
1. Project name.
 2. Name and address of Contractor.
 3. Name and address of Architect.
 4. RFI number including RFIs that were returned without action or withdrawn.
 5. RFI description.
 6. Date the RFI was submitted.
 7. Date Architect's response was received.
- E. On receipt of Architect's action, update the RFI log and immediately distribute the RFI response to affected parties. Review response and notify Architect within seven days if Contractor disagrees with response.

1.5 PROJECT MEETINGS

- A. General: Schedule and conduct meetings and conferences at Project site unless otherwise indicated.
- B. Preconstruction Conference: Schedule and conduct a preconstruction conference before starting construction, at a time convenient to Owner and Architect, but no later than 15 days after execution of the Agreement.
1. Attendees: Authorized representatives of Owner Architect, and their consultants; Contractor and its superintendent; major subcontractors; suppliers; and other concerned parties shall attend the conference. Participants at the conference shall be familiar with Project and authorized to conclude matters relating to the Work.
 2. Agenda: Discuss items of significance that could affect progress, including the following:
 - a. Responsibilities and personnel assignments.
 - b. Tentative construction schedule.
 - c. Phasing.
 - d. Critical work sequencing and long lead items.
 - e. Designation of key personnel and their duties.
 - f. Lines of communications.
 - g. Use of web-based Project software.
 - h. Procedures for processing field decisions and Change Orders.
 - i. Procedures for RFIs.
 - j. Procedures for testing and inspecting.
 - k. Procedures for processing Applications for Payment.
 - l. Distribution of the Contract Documents.
 - m. Submittal procedures.
 - n. Sustainable design requirements.
 - o. Preparation of Record Documents.
 - p. Use of the premises.
 - q. Work restrictions.
 - r. Working hours.
 - s. Owner's occupancy requirements.
 - t. Responsibility for temporary facilities and controls.
 - u. Procedures for moisture and mold control.

- v. Procedures for disruptions and shutdowns.
 - w. Construction waste management and recycling.
 - x. Parking availability.
 - y. Office, work, and storage areas.
 - z. Equipment deliveries and priorities.
 - aa. First aid.
 - bb. Security.
 - cc. Progress cleaning.
 - 3. Minutes: Entity responsible for conducting meeting will record and distribute meeting minutes.
- C. Pre-installation Conferences: Conduct a pre-installation conference at Project site before each construction activity when required by other sections and when required for coordination with other construction.
- 1. Attendees: Installer and representatives of manufacturers and fabricators involved in or affected by the installation and its coordination or integration with other materials and installations that have preceded or will follow, shall attend the meeting. Advise Architect of scheduled meeting dates.
 - 2. Agenda: Review progress of other construction activities and preparations for the particular activity under consideration, including requirements for the following:
 - a. Contract Documents.
 - b. Options.
 - c. Related RFIs.
 - d. Related Change Orders.
 - e. Purchases.
 - f. Deliveries.
 - g. Submittals.
 - h. Sustainable design requirements.
 - i. Review of mockups.
 - j. Possible conflicts.
 - k. Compatibility requirements.
 - l. Time schedules.
 - m. Weather limitations.
 - n. Manufacturer's written instructions.
 - o. Warranty requirements.
 - p. Compatibility of materials.
 - q. Acceptability of substrates.
 - r. Temporary facilities and controls.
 - s. Space and access limitations.
 - t. Regulations of authorities having jurisdiction.
 - u. Testing and inspecting requirements.
 - v. Installation procedures.
 - w. Coordination with other work.
 - x. Required performance results.
 - y. Protection of adjacent work.
 - z. Protection of construction and personnel.
 - 3. Record significant conference discussions, agreements, and disagreements, including required corrective measures and actions.
 - 4. Reporting: Distribute minutes of the meeting to each party present and to other parties requiring information.

5. Do not proceed with installation if the conference cannot be successfully concluded. Initiate whatever actions are necessary to resolve impediments to performance of the Work and reconvene the conference at earliest feasible date.

D. Progress Meetings: Conduct progress meetings at regular intervals.

1. Coordinate dates of meetings with preparation of payment requests.
2. Attendees: In addition to representatives of Owner and Architect, each contractor, subcontractor, supplier, and other entity concerned with current progress or involved in planning, coordination, or performance of future activities shall be represented at these meetings. All participants at the meeting shall be familiar with Project and authorized to conclude matters relating to the Work.
3. Agenda: Review and correct or approve minutes of previous progress meeting. Review other items of significance that could affect progress. Include topics for discussion as appropriate to status of Project.
 - a. Contractor's Construction Schedule: Review progress since the last meeting. Determine whether each activity is on time, ahead of schedule, or behind schedule, in relation to Contractor's construction schedule. Determine how construction behind schedule will be expedited; secure commitments from parties involved to do so. Discuss whether schedule revisions are required to ensure that current and subsequent activities will be completed within the Contract Time.
 - 1) Review schedule for next period.
 - b. Review present and future needs of each entity present, including the following:
 - 1) Interface requirements.
 - 2) Sequence of operations.
 - 3) Status of submittals.
 - 4) Status of sustainable design documentation.
 - 5) Deliveries.
 - 6) Off-site fabrication.
 - 7) Access.
 - 8) Site use.
 - 9) Temporary facilities and controls.
 - 10) Progress cleaning.
 - 11) Quality and work standards.
 - 12) Status of correction of deficient items.
 - 13) Field observations.
 - 14) Status of RFIs.
 - 15) Status of Proposal Requests.
 - 16) Pending changes.
 - 17) Status of Change Orders.
 - 18) Pending claims and disputes.
 - 19) Documentation of information for payment requests.
4. Minutes: Entity responsible for conducting the meeting will record and distribute the meeting minutes to each party present and to parties requiring information.
 - a. Schedule Updating: Revise Contractor's construction schedule after each progress meeting where revisions to the schedule have been made or recognized. Issue revised schedule concurrently with the report of each meeting.

PART 2 - PRODUCTS (Not Used)

PART 3 - EXECUTION (Not Used)

END OF SECTION 01 3100

SECTION 01 3300 SUBMITTAL PROCEDURES

PART 1 - GENERAL

1.1 SUMMARY

- A. Section Includes:
 - 1. Submittal schedule requirements.
 - 2. Administrative and procedural requirements for submittals.

1.2 DEFINITIONS

- A. Action Submittals: Written and graphic information and physical samples that require Architect's responsive action. Action submittals are those submittals indicated in individual Specification Sections as "action submittals."
- B. Informational Submittals: Written and graphic information and physical samples that do not require Architect's responsive action. Submittals may be rejected for not complying with requirements. Informational submittals are those submittals indicated in individual Specification Sections as "informational submittals."

1.3 SUBMITTAL SCHEDULE

- A. Submittal Schedule: Submit, as an action submittal, a list of submittals, arranged in chronological order by dates required by construction schedule. Include time required for review, ordering, manufacturing, fabrication, and delivery when establishing dates. Include additional time required for making corrections or revisions to submittals noted by Architect and additional time for handling and reviewing submittals required by those corrections.

1.4 SUBMITTAL FORMATS

- A. Submittal Information: Include the following information in each submittal:
 - 1. Project name.
 - 2. Date.
 - 3. Name of Architect/Engineer.
 - 4. Name of Contractor.
 - 5. Name of firm or entity that prepared submittal.
 - 6. Names of subcontractor, manufacturer, and supplier.
 - 7. Unique submittal number, including revision identifier. Include Specification Section number with sequential alphanumeric identifier; and alphanumeric suffix for resubmittals.
 - 8. Category and type of submittal.
 - 9. Submittal purpose and description.
 - 10. Number and title of Specification Section, with paragraph number and generic name for each of multiple items.
 - 11. Drawing number and detail references, as appropriate.
 - 12. Indication of full or partial submittal.

13. Location(s) where product is to be installed, as appropriate.
 14. Other necessary identification.
 15. Remarks.
 16. Signature of transmitter.
- B. Options: Identify options requiring selection by Architect.
- C. Deviations and Additional Information: On each submittal, clearly indicate deviations from requirements in the Contract Documents, including minor variations and limitations; include relevant additional information and revisions, other than those requested by Architect on previous submittals. Indicate by highlighting on each submittal or noting on attached separate sheet.
- D. Paper Submittals:
1. Place a permanent label or title block on each submittal item for identification; include name of firm or entity that prepared submittal.
 2. Provide a space approximately **6 by 8 inches** on label or beside title block to record Contractor's review and approval markings and action taken by Architect.
 3. Action Submittals: Submit one paper copy of each submittal unless otherwise indicated. Architect will return one electronic copy.
 4. Informational Submittals: Submit one paper copy of each submittal unless otherwise indicated. Architect will not return copies.
 5. Transmittal for Submittals: Assemble each submittal individually and appropriately for transmittal and handling. Transmit each submittal using transmittal form.
- E. PDF Submittals: Prepare submittals as PDF package, incorporating complete information into each PDF file. Name PDF file with submittal number.
- F. Submittals for Web-Based Project Software: Prepare submittals as PDF files, or other format indicated by Project software website.

1.5 SUBMITTAL PROCEDURES

- A. Prepare and submit submittals required by individual Specification Sections. Types of submittals are indicated in individual Specification Sections.
1. Email: Prepare submittals as PDF package, and transmit to Architect by sending via email. Include PDF transmittal form. Include information in email subject line as requested by Architect.
 2. Web-Based Project Software: Prepare submittals in PDF form, and upload to web-based Project software website. Enter required data in web-based software site to fully identify submittal.
 3. Paper: Prepare submittals in paper form, and deliver to Architect.
- B. Coordination: Coordinate preparation and processing of submittals with performance of construction activities.
1. Coordinate each submittal with fabrication, purchasing, testing, delivery, other submittals, and related activities that require sequential activity.
 2. Submit all submittal items required for each Specification Section concurrently unless partial submittals for portions of the Work are indicated on approved submittal schedule.
 3. Submit action submittals and informational submittals required by the same Specification Section as separate packages under separate transmittals.

- C. Processing Time: Allow time for submittal review, including time for resubmittals, as follows. Time for review shall commence on Architect's receipt of submittal. No extension of the Contract Time will be authorized because of failure to transmit submittals enough in advance of the Work to permit processing, including resubmittals.
 - 1. Initial Review: Allow 15 days for initial review of each submittal. Allow additional time if coordination with subsequent submittals is required. Architect will advise Contractor when a submittal being processed must be delayed for coordination.
 - 2. Resubmittal Review: Allow 15 days for review of each resubmittal.
- D. Resubmittals: Make resubmittals in same form and number of copies as initial submittal.
- E. Distribution: Furnish copies of final submittals to manufacturers, subcontractors, suppliers, fabricators, installers, authorities having jurisdiction, and others as necessary for performance of construction activities. Show distribution on transmittal forms.
- F. Use for Construction: Retain complete copies of submittals on Project site. Use only final action submittals that are marked with approval notation from Architect's action stamp.

1.6 SUBMITTAL REQUIREMENTS

- A. Product Data: Collect information into a single submittal for each element of construction and type of product or equipment.
 - 1. If information must be specially prepared for submittal because standard published data are unsuitable for use, submit as Shop Drawings, not as Product Data.
 - 2. Mark each copy of each submittal to show which products and options are applicable.
 - 3. Include the following information, as applicable:
 - a. Manufacturer's catalog cuts.
 - b. Manufacturer's product specifications.
 - c. Standard color charts.
 - d. Statement of compliance with specified referenced standards.
 - e. Testing by recognized testing agency.
 - f. Application of testing agency labels and seals.
 - g. Notation of coordination requirements.
 - h. Availability and delivery time information.
 - 4. For equipment, include the following in addition to the above, as applicable:
 - a. Wiring diagrams that show factory-installed wiring.
 - b. Printed performance curves.
 - c. Operational range diagrams.
 - d. Clearances required to other construction, if not indicated on accompanying Shop Drawings.
 - 5. Submit Product Data before Shop Drawings, and before or concurrent with Samples.
- B. Shop Drawings: Prepare Project-specific information, drawn accurately to scale. Do not base Shop Drawings on reproductions of the Contract Documents or standard printed data.
 - 1. Preparation: Fully illustrate requirements in the Contract Documents. Include the following information, as applicable:

- a. Identification of products.
 - b. Schedules.
 - c. Compliance with specified standards.
 - d. Notation of coordination requirements.
 - e. Notation of dimensions established by field measurement.
 - f. Relationship and attachment to adjoining construction clearly indicated.
 - g. Seal and signature of professional engineer if specified.
 2. Paper Sheet Size: Except for templates, patterns, and similar full-size Drawings, submit Shop Drawings on sheets at least 8-1/2 by 11 inches, but no larger than 30 by 42 inches.
- C. Samples: Submit Samples for review of kind, color, pattern, and texture for a check of these characteristics with other materials.
1. Transmit Samples that contain multiple, related components such as accessories together in one submittal package.
 2. Identification: Permanently attach label on unexposed side of Samples that includes the following:
 - a. Project name and submittal number.
 - b. Generic description of Sample.
 - c. Product name and name of manufacturer.
 - d. Sample source.
 - e. Number and title of applicable Specification Section.
 - f. Specification paragraph number and generic name of each item.
 3. Email Transmittal: Provide PDF transmittal. Include digital image file illustrating Sample characteristics, and identification information for record.
 4. Web-Based Project Software: Prepare submittals in PDF form, and upload to web-based Project software website. Enter required data in web-based software site to fully identify submittal.
 5. Paper Transmittal: Include paper transmittal including complete submittal information indicated.
 6. Disposition: Maintain sets of approved Samples at Project site, available for quality-control comparisons throughout the course of construction activity. Sample sets may be used to determine final acceptance of construction associated with each set.
 - a. Samples that may be incorporated into the Work are indicated in individual Specification Sections. Such Samples must be in an undamaged condition at time of use.
 - b. Samples not incorporated into the Work, or otherwise designated as Owner's property, are the property of Contractor.
 7. Samples for Initial Selection: Submit manufacturer's color charts consisting of units or sections of units showing the full range of colors, textures, and patterns available.
 - a. Number of Samples: Submit one full set(s) of available choices where color, pattern, texture, or similar characteristics are required to be selected from manufacturer's product line. Architect will return submittal with options selected.
 8. Samples for Verification: Submit full-size units or Samples of size indicated, prepared from same material to be used for the Work, cured and finished in manner specified, and physically identical with material or product proposed for use, and that show full range of color and texture variations expected. Samples include, but are not limited to, the following: partial sections of manufactured or fabricated components; small cuts or

containers of materials; complete units of repetitively used materials; swatches showing color, texture, and pattern; color range sets; and components used for independent testing and inspection.

- a. Number of Samples: Submit one set of Samples. Architect will retain one Sample sets.
 - 1) Submit a single Sample where assembly details, workmanship, fabrication techniques, connections, operation, and other similar characteristics are to be demonstrated.
 - 2) If variation in color, pattern, texture, or other characteristic is inherent in material or product represented by a Sample, submit at least three sets of paired units that show approximate limits of variations.
- D. Product Schedule: As required in individual Specification Sections, prepare a written summary indicating types of products required for the Work and their intended location. Include the following information in tabular form:
- E. Qualification Data: Prepare written information that demonstrates capabilities and experience of firm or person. Include lists of completed projects with project names and addresses, contact information of architects and owners, and other information specified.
- F. Design Data: Prepare and submit written and graphic information indicating compliance with indicated performance and design criteria in individual Specification Sections. Include list of assumptions and summary of loads. Include load diagrams if applicable. Provide name and version of software, if any, used for calculations. Number each page of submittal.
- G. Certificates:
 1. Certificates and Certifications Submittals: Submit a statement that includes signature of entity responsible for preparing certification. Certificates and certifications shall be signed by an officer or other individual authorized to sign documents on behalf of that entity. Provide a notarized signature where indicated.
 2. Installer Certificates: Submit written statements on manufacturer's letterhead certifying that Installer complies with requirements in the Contract Documents and, where required, is authorized by manufacturer for this specific Project.
 3. Manufacturer Certificates: Submit written statements on manufacturer's letterhead certifying that manufacturer complies with requirements in the Contract Documents. Include evidence of manufacturing experience where required.
 4. Material Certificates: Submit written statements on manufacturer's letterhead certifying that material complies with requirements in the Contract Documents.
 5. Product Certificates: Submit written statements on manufacturer's letterhead certifying that product complies with requirements in the Contract Documents.
 6. Welding Certificates: Prepare written certification that welding procedures and personnel comply with requirements in the Contract Documents. Submit record of Welding Procedure Specification and Procedure Qualification Record on AWS forms. Include names of firms and personnel certified.
- H. Test and Research Reports:
 1. Compatibility Test Reports: Submit reports written by a qualified testing agency, on testing agency's standard form, indicating and interpreting results of compatibility tests performed before installation of product. Include written recommendations for primers and substrate preparation needed for adhesion.

2. Field Test Reports: Submit written reports indicating and interpreting results of field tests performed either during installation of product or after product is installed in its final location, for compliance with requirements in the Contract Documents.
3. Material Test Reports: Submit reports written by a qualified testing agency, on testing agency's standard form, indicating and interpreting test results of material for compliance with requirements in the Contract Documents.
4. Preconstruction Test Reports: Submit reports written by a qualified testing agency, on testing agency's standard form, indicating and interpreting results of tests performed before installation of product, for compliance with performance requirements in the Contract Documents.
5. Product Test Reports: Submit written reports indicating that current product produced by manufacturer complies with requirements in the Contract Documents. Base reports on evaluation of tests performed by manufacturer and witnessed by a qualified testing agency, or on comprehensive tests performed by a qualified testing agency.
6. Research Reports: Submit written evidence, from a model code organization acceptable to authorities having jurisdiction, that product complies with building code in effect for Project. Include the following information:
 - a. Name of evaluation organization.
 - b. Date of evaluation.
 - c. Time period when report is in effect.
 - d. Product and manufacturers' names.
 - e. Description of product.
 - f. Test procedures and results.
 - g. Limitations of use.

1.7 CONTRACTOR'S REVIEW

- A. Action Submittals and Informational Submittals: Review each submittal and check for coordination with other Work of the Contract and for compliance with the Contract Documents. Note corrections and field dimensions. Mark with approval stamp before submitting to Architect.
 1. Architect will not review submittals received from Contractor that do not have Contractor's review and approval.

1.8 ARCHITECT'S REVIEW

- A. Action Submittals: Architect will review each submittal, indicate corrections or revisions required, and return it.
 1. Paper Submittals: Architect will stamp each submittal with an action stamp and will mark stamp appropriately to indicate action.
- B. Informational Submittals: Architect will review each submittal and will not return it, or will return it if it does not comply with requirements. Architect will forward each submittal to appropriate party.
- C. Partial submittals prepared for a portion of the Work will be reviewed when use of partial submittals has received prior approval from Architect.
- D. Incomplete submittals are unacceptable, will be considered nonresponsive, and will be returned for resubmittal without review.

- E. Submittals not required by the Contract Documents will be returned by Architect without action.

PART 2 - PRODUCTS (Not Used)

PART 3 - EXECUTION (Not Used)

END OF SECTION 01 3300

This page left blank intentionally.

SECTION 01 4000 QUALITY REQUIREMENTS

PART 1 - GENERAL

1.1 SUMMARY

- A. This Section includes administrative and procedural requirements for quality assurance and quality control.
- B. Testing and inspecting services are required to verify compliance with requirements specified or indicated. These services do not relieve Contractor of responsibility for compliance with the Contract Document requirements.
 - 1. Specific quality assurance and control requirements for individual construction activities are specified in the Sections that specify those activities. Requirements in those Sections may also cover production of standard products.
 - 2. Specified tests, inspections, and related actions do not limit Contractor's other quality-assurance and -control procedures that facilitate compliance with the Contract Document requirements.
 - 3. Requirements for Contractor to provide quality-assurance and -control services required by Architect, Owner, or authorities having jurisdiction are not limited by provisions of this Section.
 - 4. Specified test and inspection requirements are not specified in the Section.

1.2 DEFINITIONS

- A. Quality-Assurance Services: Activities, actions, and procedures performed before and during execution of the Work to guard against defects and deficiencies and substantiate that proposed construction will comply with requirements.
- B. Quality-Control Services: Tests, inspections, procedures, and related actions during and after execution of the Work to evaluate that actual products incorporated into the Work and completed construction comply with requirements. Services do not include contract enforcement activities performed by Architect.
- C. Mockups: Full-size, physical assemblies that are constructed on-site. Mockups are used to verify selections made under sample submittals, to demonstrate aesthetic effects and, where indicated, qualities of materials and execution, and to review construction, coordination, testing, or operation; they are not Samples.
- D. Laboratory Mockups: Full-size, physical assemblies that are constructed at testing facility to verify performance characteristics.
- E. Preconstruction Testing: Tests and inspections that are performed specifically for the Project before products and materials are incorporated into the Work to verify performance or compliance with specified criteria.

- F. Product Testing: Tests and inspections that are performed by a testing agency qualified to conduct product testing and acceptable to authorities having jurisdiction, to establish product performance and compliance with industry standards.
- G. Source Quality-Control Testing: Tests and inspections that are performed at the source, i.e., plant, mill, factory, or shop.
- H. Field Quality-Control Testing: Tests and inspections that are performed on-site for installation of the Work and for completed Work.
- I. Testing Agency: An entity engaged to perform specific tests, inspections, or both. Testing laboratory shall mean the same as testing agency.
- J. Installer/Applicator/Erector: Contractor or another entity engaged by Contractor as an employee, Subcontractor, or Sub-subcontractor, to perform a particular construction operation, including installation, erection, application, and similar operations.
 - 1. Using a term such as "carpentry" does not imply that certain construction activities must be performed by accredited or unionized individuals of a corresponding generic name, such as "carpenter." It also does not imply that requirements specified apply exclusively to trades people of the corresponding generic name.
- K. Experienced: When used with an entity, "experienced" means having successfully completed a minimum of 5 previous projects similar in size and scope to this Project; being familiar with special requirements indicated; and having complied with requirements of authorities having jurisdiction.

1.3 CONFLICTING REQUIREMENTS

- A. General: If compliance with two or more standards is specified and the standards establish different or conflicting requirements for minimum quantities or quality levels, comply with the most stringent requirement. Refer uncertainties and requirements that are different, but apparently equal, to Architect for a decision before proceeding.
- B. Minimum Quantity or Quality Levels: The quantity or quality level shown or specified shall be the minimum provided or performed. The actual installation may comply exactly with the minimum quantity or quality specified, or it may exceed the minimum within reasonable limits. To comply with these requirements, indicated numeric values are minimum or maximum, as appropriate, for the context of requirements. Refer uncertainties to Architect for a decision before proceeding.

1.4 QUALITY ASSURANCE

- A. General: Qualifications paragraphs in this Article establish the minimum qualification levels required; individual Specification Sections specify additional requirements.
- B. Installer Qualifications: A firm or individual experienced in installing, erecting, or assembling work similar in material, design, and extent to that indicated for this Project, whose work has resulted in construction with a record of successful in-service performance.
- C. Manufacturer Qualifications: A firm experienced in manufacturing products or systems similar to those indicated for this Project and with a record of successful in-service performance, as well as sufficient production capacity to produce required units.

- D. Fabricator Qualifications: A firm experienced in producing products similar to those indicated for this Project and with a record of successful in-service performance, as well as sufficient production capacity to produce required units.
- E. Professional Engineer Qualifications: A professional engineer who is legally qualified to practice in jurisdiction where Project is located and who is experienced in providing engineering services of the kind indicated. Engineering services are defined as those performed for installations of the system, assembly, or products that are similar to those indicated for this Project in material, design, and extent.
- F. Specialists: Certain sections of the Specifications require that specific construction activities shall be performed by entities who are recognized experts in those operations. Specialists shall satisfy qualification requirements indicated and shall be engaged for the activities indicated.
 - 1. Requirement for specialists shall not supersede building codes and regulations governing the Work.
- G. Testing Agency Qualifications: An independent agency with the experience and capability to conduct testing and inspecting indicated, as documented according to ASTM E 548; and with additional qualifications specified in individual Sections; and where required by authorities having jurisdiction, that is acceptable to authorities.
- H. Factory-Authorized Service Representative Qualifications: An authorized representative of manufacturer who is trained and approved by manufacturer to inspect installation of manufacturer's products that are similar in material, design, and extent to those indicated for this Project.
- I. Mockups: Before installing portions of the Work requiring mockups, build mockups for each form of construction and finish required to comply with the following requirements, using materials indicated for the completed Work:
 - 1. Build mockups in location and of size indicated or, if not indicated, as directed by Architect.
 - 2. Notify Architect 7 days in advance of dates and times when mockups will be constructed.
 - 3. Demonstrate the proposed range of aesthetic effects and workmanship.
 - 4. Obtain Architect's approval of mockups before starting work, fabrication, or construction.
 - 5. Maintain mockups during construction in an undisturbed condition as a standard for judging the completed Work.
 - 6. Demolish and remove mockups when directed, unless otherwise indicated.
- J. Laboratory Mockups: Comply with requirements of preconstruction testing and those specified in individual Sections in Divisions 02 through 49.

1.5 QUALITY CONTROL

- A. Owner Responsibilities: Where quality-control services are indicated as Owner's responsibility, Owner will engage a qualified testing agency to perform these services.
 - 1. Owner will furnish Contractor with names, addresses, and telephone numbers of testing agencies engaged and a description of types of testing and inspecting they are engaged to perform.
- B. Tests and inspections not explicitly assigned to Owner are Contractor's responsibility. Unless otherwise indicated, provide quality-control services specified and those required by authorities

having jurisdiction. Perform quality-control services required of Contractor by authorities having jurisdiction, whether specified or not.

1. Where services are indicated as Contractor's responsibility, engage a qualified testing agency to perform these quality-control services.
 - a. Contractor shall not employ same entity engaged by Owner, unless agreed to in writing by Owner.
 2. Notify testing agencies at least 24 hours in advance of time when Work that requires testing or inspecting will be performed.
 3. Where quality-control services are indicated as Contractor's responsibility, submit a certified written report, in duplicate, of each quality-control service.
 4. Testing and inspecting requested by Contractor and not required by the Contract Documents are Contractor's responsibility.
 5. Submit additional copies of each written report directly to authorities having jurisdiction, when they so direct.
- C. Manufacturer's Field Services: Where indicated, engage a factory-authorized service representative to inspect field-assembled components and equipment installation, including service connections. Report results in writing as specified in Division 01 Section "Submittal Procedures."
- D. Retesting/Reinspecting: Regardless of whether original tests or inspections were Contractor's responsibility, provide quality-control services, including retesting and reinspecting, for construction that replaced Work that failed to comply with the Contract Documents.
- E. Testing Agency Responsibilities: Cooperate with Architect and Contractor in performance of duties. Provide qualified personnel to perform required tests and inspections.
1. Notify Architect and Contractor promptly of irregularities or deficiencies observed in the Work during performance of its services.
 2. Determine the location from which test samples will be taken and in which in-situ tests are conducted.
 3. Conduct and interpret tests and inspections and state in each report whether tested and inspected work complies with or deviates from requirements.
 4. Submit a certified written report, in duplicate, of each test, inspection, and similar quality-control service through Contractor.
 5. Do not release, revoke, alter, or increase the Contract Document requirements or approve or accept any portion of the Work.
 6. Do not perform any duties of Contractor.
- F. Associated Services: Cooperate with agencies performing required tests, inspections, and similar quality-control services, and provide reasonable auxiliary services as requested. Notify agency sufficiently in advance of operations to permit assignment of personnel. Provide the following:
1. Access to the Work.
 2. Incidental labor and facilities necessary to facilitate tests and inspections.
 3. Adequate quantities of representative samples of materials that require testing and inspecting. Assist agency in obtaining samples.
 4. Facilities for storage and field curing of test samples.
 5. Delivery of samples to testing agencies.
 6. Preliminary design mix proposed for use for material mixes that require control by testing agency.

7. Security and protection for samples and for testing and inspecting equipment at Project site.
- G. Coordination: Coordinate sequence of activities to accommodate required quality-assurance and -control services with a minimum of delay and to avoid necessity of removing and replacing construction to accommodate testing and inspecting.
 1. Schedule times for tests, inspections, obtaining samples, and similar activities.

1.6 SPECIAL TESTS AND INSPECTIONS

- A. Special Tests and Inspections: Owner will engage a qualified testing agency to conduct special tests and inspections required by authorities having jurisdiction as the responsibility of Owner, and as follows:
- B. Special Tests and Inspections: Conducted by a qualified testing agency as required by authorities having jurisdiction, as indicated in individual Specification Sections, and as follows:
 1. Verifying that manufacturer maintains detailed fabrication and quality-control procedures and reviewing the completeness and adequacy of those procedures to perform the Work.
 2. Notifying Architect and Contractor promptly of irregularities and deficiencies observed in the Work during performance of its services.
 3. Submitting a certified written report of each test, inspection, and similar quality-control service to Architect with copy to Contractor and to authorities having jurisdiction.
 4. Submitting a final report of special tests and inspections at Substantial Completion, which includes a list of unresolved deficiencies.
 5. Interpreting tests and inspections and stating in each report whether tested and inspected work complies with or deviates from the Contract Documents.
 6. Retesting and reinspecting corrected work.

PART 2 - PRODUCTS (Not Used)

PART 3 - EXECUTION

3.1 REPAIR AND PROTECTION

- A. General: On completion of testing, inspecting, sample taking, and similar services, repair damaged construction and restore substrates and finishes.
 1. Provide materials and comply with installation requirements specified in other Specification Sections. Restore patched areas and extend restoration into adjoining areas with durable seams that are as invisible as possible.
 2. Comply with the Contract Document requirements for Division 01 Section "Cutting and Patching."
- B. Protect construction exposed by or for quality-control service activities.
- C. Repair and protection are Contractor's responsibility, regardless of the assignment of responsibility for quality-control services.

END OF SECTION 01 4000

**SECTION 01 4100
REGULATORY REQUIREMENTS**

PART 1 – GENERAL

1.1 SUMMARY

A. Work included:

1. The Contractor shall comply with applicable provisions of the:
 - a. Illinois State Board of Education, School Code 105 ILCS 5.
 - b. International Building Code, International Fire Code, International Mechanical Code, International Energy Conservation Code 2009 edition
 - c. 2014 National Electrical Code
 - d. 2004 Illinois Plumbing Code
 - e. 1997 Illinois Accessibility Code with 2010 ADAAG updates.
 - f. State of Illinois- State Fire Marshall rules and regulations, NFPA 101, 2000.
 - g. Illinois Environmental Protection Agency Rules and Regulations.
2. The Contractor shall include all items of labor and materials required to meet such codes, regardless of the failure to mention in the Specifications, or to show on the Plans. Where the plans or specifications are in excess of the corresponding requirements, the specifications and plans shall govern.

B. Permits:

1. Each individual contractor shall obtain and pay for all permits, licenses, franchises and consents required by law or necessary to perform his/her portion of the work, and shall pay for all inspections required thereby.

END OF SECTION 01 4100

This page intentionally left blank.

SECTION 01 6600
PRODUCT STORAGE AND HANDLING REQUIREMENTS

PART 1 – GENERAL

1.1 SUMMARY

- A. Work included: Protect products scheduled for use in the Work by means including, but not necessarily limited to, those described in this Section.
- B. Related Work:
 - 1. Documents affecting work of this Section include, but are not necessarily limited to, General Conditions, Supplementary Conditions, and Sections in Division 1 of these Specifications.
 - 2. Additional procedures also may be prescribed in other Sections of these Specifications.

1.2 QUALITY ASSURANCE

- A. Include within the Contractor's quality assurance program such procedures as are required to assure full protection of work and materials.

1.3 MANUFACTURERS' RECOMMENDATIONS

- A. Except as otherwise approved by the Architect/Engineer, determine and comply with manufacturers' recommendations on product handling, storage and protection.

1.4 PACKAGING

- A. Deliver products to the job site in their manufacturer's original container, with labels intact and legible.
 - 1. Maintain packaged materials with seals unbroken and labels intact until time of use.
 - 2. Promptly remove damaged material and unsuitable items from the job site, and promptly replace with material meeting the specified requirements, at no additional cost to the Owner.
- B. The Architect/Engineer may reject as non-complying such material and products that do not bear identification satisfactory to the Architect/Engineer as to manufacturer, grade, quality, and other pertinent information.

1.5 PROTECTION

- A. Protect finished surfaces, including jambs and soffits of openings used as passageways, through which equipment and materials are handled.
- B. Provide protection for finished floor surfaces in traffic areas prior to allowing equipment or materials to be moved over such surfaces.

- C. Maintain finished surfaces clean, unmarred , and suitable protected until accepted by the owner.

1.6 **REPAIRS AND REPLACEMENTS**

- A. In event of damage, promptly make replacements and repairs to the approval of the Architect/Engineer and at no additional costs to Owner.
- B. Additional time required to secure replacements and to make repairs will not be considered by the Architect/Engineer to justify an extension in the Contract Time of Completion.

END OF SECTION 01 6600

**SECTION 01 7700
CLOSEOUT PROCEDURES**

PART 1 - GENERAL

1.1 SUMMARY

- A. Section includes administrative and procedural requirements for contract closeout, including, but not limited to, the following:
 - 1. Substantial Completion procedures.
 - 2. Final completion procedures.
 - 3. Warranties.
 - 4. Final cleaning.
 - 5. Repair of the Work.
- B. Related Requirements:
 - 1. Section 01 7823 "Operation and Maintenance Data" for additional operation and maintenance manual requirements.
 - 2. Section 01 7839 "Project Record Documents" for submitting Record Drawings, Record Specifications, and Record Product Data.

1.2 SUBSTANTIAL COMPLETION PROCEDURES

- A. Preliminary Procedures: Before requesting inspection for determining date of Substantial Completion, complete the following. List items below that are incomplete in request.
 - 1. Prepare a list of items to be completed and corrected (punch list), the value of items on the list, and reasons why the Work is not complete.
 - 2. Advise Owner of pending insurance changeover requirements.
 - 3. Submit specific warranties, workmanship bonds, maintenance service agreements, final certifications, and similar documents.
 - 4. Obtain and submit releases permitting Owner unrestricted use of the Work and access to services and utilities. Include occupancy permits, operating certificates, and similar releases.
 - 5. Prepare and submit Project Record Documents, operation and maintenance manuals, Final Completion construction photographs, damage or settlement surveys, property surveys, and similar final record information.
 - 6. Deliver tools, spare parts, extra materials, and similar items to location designated by Owner. Label with manufacturer's name and model number where applicable.
 - 7. Make final changeover of permanent locks and deliver keys to Owner. Advise Owner's personnel of changeover in security provisions.
 - 8. Complete startup testing of systems.
 - 9. Submit test/adjust/balance records.
 - 10. Terminate and remove temporary facilities from Project site, along with mockups, construction tools, and similar elements.
 - 11. Advise Owner of changeover in heat and other utilities.
 - 12. Submit changeover information related to Owner's occupancy, use, operation, and maintenance.
 - 13. Complete final cleaning requirements, including touchup painting.

14. Touch up and otherwise repair and restore marred exposed finishes to eliminate visual defects.

B. Inspection: Submit a written request for inspection for Substantial Completion. On receipt of request, Architect will either proceed with inspection or notify Contractor of unfulfilled requirements. Architect will prepare the Certificate of Substantial Completion after inspection or will notify Contractor of items, either on Contractor's list or additional items identified by Architect, that must be completed or corrected before certificate will be issued.

1. Reinspection: Request reinspection when the Work identified in previous inspections as incomplete is completed or corrected.
2. Results of completed inspection will form the basis of requirements for Final Completion.

1.3 FINAL COMPLETION PROCEDURES

A. Preliminary Procedures: Before requesting final inspection for determining date of Final Completion, complete the following:

1. Submit a final Application for Payment according to Division 01 Section "Payment Procedures."
2. Submit certified copy of Architect's Substantial Completion inspection list of items to be completed or corrected (punch list), endorsed and dated by Architect. The certified copy of the list shall state that each item has been completed or otherwise resolved for acceptance.
3. Submit evidence of final, continuing insurance coverage complying with insurance requirements.
4. Submit pest-control final inspection report and warranty.
5. Instruct Owner's personnel in operation, adjustment, and maintenance of products, equipment, and systems. Submit demonstration and training videotapes.

B. Inspection: Submit a written request for final inspection for acceptance. On receipt of request, Architect will either proceed with inspection or notify Contractor of unfulfilled requirements. Architect will prepare a final Certificate for Payment after inspection or will notify Contractor of construction that must be completed or corrected before certificate will be issued.

1. Reinspection: Request reinspection when the Work identified in previous inspections as incomplete is completed or corrected.

1.4 LIST OF INCOMPLETE ITEMS (PUNCH LIST)

A. Organization of List: Include name and identification of each space and area affected by construction operations for incomplete items and items needing correction including, if necessary, areas disturbed by Contractor that are outside the limits of construction.

1. Organize list of spaces in sequential order, starting with exterior areas first.
2. Organize items applying to each space by major element, including categories for ceiling, individual walls, floors, equipment, and building systems.

1.5 SUBMITTAL OF PROJECT WARRANTIES

- A. Time of Submittal: Submit written warranties on request of Architect for designated portions of the Work where warranties are indicated to commence on dates other than date of Substantial Completion, or when delay in submittal of warranties might limit Owner's rights under warranty.
- B. Organize warranty documents into an orderly sequence based on the table of contents of Project Manual.
- C. Warranties in Paper Form:
 - 1. Bind warranties and bonds in heavy-duty, three-ring, vinyl-covered, loose-leaf binders, thickness as necessary to accommodate contents, and sized to receive 8-1/2-by-11-inch paper.
- D. Provide additional copies of each warranty to include in operation and maintenance manuals.

PART 2 - PRODUCTS

2.1 MATERIALS

- A. Cleaning Agents: Use cleaning materials and agents recommended by manufacturer or fabricator of the surface to be cleaned. Do not use cleaning agents that are potentially hazardous to health or property or that might damage finished surfaces.

PART 3 - EXECUTION

3.1 FINAL CLEANING

- A. General: Perform final cleaning. Conduct cleaning and waste-removal operations to comply with local laws and ordinances and Federal and local environmental and antipollution regulations.
- B. Cleaning: Employ experienced workers or professional cleaners for final cleaning. Clean each surface or unit to condition expected in an average commercial building cleaning and maintenance program. Comply with manufacturer's written instructions.
 - 1. Complete the following cleaning operations before requesting inspection for certification of Substantial Completion for entire Project or for a portion of Project:
 - a. Clean Project site, yard, and grounds, in areas disturbed by construction activities, including landscape development areas, of rubbish, waste material, litter, and other foreign substances.
 - b. Sweep paved areas broom clean. Remove petrochemical spills, stains, and other foreign deposits.
 - c. Remove tools, construction equipment, machinery, and surplus material from Project site.
 - d. Clean exposed exterior and interior hard-surfaced finishes to a dirt-free condition, free of stains, films, and similar foreign substances. Avoid disturbing natural weathering of exterior surfaces. Restore reflective surfaces to their original condition.

- e. Remove debris and surface dust from limited access spaces, including roofs, plenums, shafts, trenches, equipment vaults, manholes, attics, and similar spaces.
 - f. Sweep concrete floors broom clean in unoccupied spaces.
 - g. Vacuum carpet and similar soft surfaces, removing debris and excess nap; shampoo if visible soil or stains remain.
 - h. Clean transparent materials, including mirrors and glass in doors and windows. Remove glazing compounds and other noticeable, vision-obscuring materials. Replace chipped or broken glass and other damaged transparent materials. Polish mirrors and glass, taking care not to scratch surfaces.
 - i. Remove labels that are not permanent.
 - j. Touch up and otherwise repair and restore marred, exposed finishes and surfaces. Replace finishes and surfaces that cannot be satisfactorily repaired or restored or that already show evidence of repair or restoration.
 - 1) Do not paint over "UL" and similar labels, including mechanical and electrical nameplates.
 - k. Wipe surfaces of mechanical and electrical equipment and similar equipment. Remove excess lubrication, paint and mortar droppings, and other foreign substances.
 - l. Replace parts subject to unusual operating conditions.
 - m. Clean plumbing fixtures to a sanitary condition, free of stains, including stains resulting from water exposure.
 - n. Replace disposable air filters and clean permanent air filters. Clean exposed surfaces of diffusers, registers, and grills.
 - o. Clean light fixtures, lamps, globes, and reflectors to function with full efficiency. Replace burned-out bulbs, and those noticeably dimmed by hours of use, and defective and noisy starters in fluorescent and mercury vapor fixtures to comply with requirements for new fixtures.
 - p. Leave Project clean and ready for occupancy.
- C. Comply with safety standards for cleaning. Do not burn waste materials. Do not bury debris or excess materials on Owner's property. Do not discharge volatile, harmful, or dangerous materials into drainage systems. Remove waste materials from Project site and dispose of lawfully.

3.2 REPAIR OF THE WORK

- A. Complete repair and restoration operations, before requesting inspection for determination of Substantial Completion.
- B. Repair, or remove and replace, defective construction. Repairing includes replacing defective parts, refinishing damaged surfaces, touching up with matching materials, and properly adjusting operating equipment. Where damaged or worn items cannot be repaired or restored, provide replacements. Remove and replace operating components that cannot be repaired. Restore damaged construction and permanent facilities used during construction to specified condition.

END OF SECTION 01 7700

SECTION 01 7823
OPERATION AND MAINTENANCE DATA

PART 1 - GENERAL

1.1 SUMMARY

- A. This Section includes administrative and procedural requirements for preparing operation and maintenance manuals, including the following:
 - 1. Maintenance manuals for the care and maintenance of products, materials, and finishes /systems and equipment.
- B. See Divisions 02 through 07 Sections for specific operation and maintenance manual requirements for the Work in those Sections.

1.2 SUBMITTALS

- A. Manual: Submit one copy of each manual in final form at least 15 days before final inspection. Architect will return copy with comments within 15 days after final inspection.
 - 1. Correct or modify each manual to comply with Architect's comments. Submit 3 copies of each corrected manual within 15 days of receipt of Architect's comments.

PART 2 - PRODUCTS

2.1 MANUALS, GENERAL

- A. Organization: Unless otherwise indicated, organize each manual into a separate section for each system and subsystem, and a separate section for each piece of equipment not part of a system. Each manual shall contain a title page, table of contents, and manual contents.
- B. Title Page: Enclose title page in transparent plastic sleeve. Include the following information:
 - 1. Subject matter included in manual.
 - 2. Name and address of Project.
 - 3. Name and address of Owner.
 - 4. Date of submittal.
 - 5. Name, address, and telephone number of Contractor.
 - 6. Name and address of Architect.
 - 7. Cross-reference to related systems in other operation and maintenance manuals.
- C. Table of Contents: List each product included in manual, identified by product name, indexed to the content of the volume, and cross-referenced to Specification Section number in Project Manual.

- D. Manual Contents: Organize into sets of manageable size. Arrange contents alphabetically by system, subsystem, and equipment. If possible, assemble instructions for subsystems, equipment, and components of one system into a single binder.
1. Binders: Heavy-duty, 3-ring, vinyl-covered, loose-leaf binders, in thickness necessary to accommodate contents, sized to hold 8-1/2-by-11-inch paper; with clear plastic sleeve on spine to hold label describing contents and with pockets inside covers to hold folded oversize sheets.
 - a. Identify each binder on front and spine, with printed title "OPERATION AND MAINTENANCE MANUAL," Project title or name, and subject matter of contents. Indicate volume number for multiple-volume sets.
 2. Dividers: Heavy-paper dividers with plastic-covered tabs for each section. Mark each tab to indicate contents. Include typed list of products and major components of equipment included in the section on each divider, cross-referenced to Specification Section number and title of Project Manual.
 3. Protective Plastic Sleeves: Transparent plastic sleeves designed to enclose diagnostic software diskettes for computerized electronic equipment.
 4. Drawings: Attach reinforced, punched binder tabs on drawings and bind with text.
 - a. If oversize drawings are necessary, fold drawings to same size as text pages and use as foldouts.
 - b. If drawings are too large to be used as foldouts, fold and place drawings in labeled envelopes and bind envelopes in rear of manual. At appropriate locations in manual, insert typewritten pages indicating drawing titles, descriptions of contents, and drawing locations.

2.2 PRODUCT MAINTENANCE MANUAL

- A. Content: Organize manual into a separate section for each product, material, and finish. Include source information, product information, maintenance procedures, repair materials and sources, and warranties and bonds, as described below.
- B. Source Information: List each product included in manual, identified by product name and arranged to match manual's table of contents. For each product, list name, address, and telephone number of Installer or supplier and maintenance service agent, and cross-reference Specification Section number and title in Project Manual.
- C. Product Information: Include the following, as applicable:
1. Product name and model number.
 2. Manufacturer's name.
 3. Color, pattern, and texture.
 4. Material and chemical composition.
 5. Reordering information for specially manufactured products.
- D. Maintenance Procedures: Include manufacturer's written recommendations and inspection procedures, types of cleaning agents, methods of cleaning, schedule for cleaning and maintenance, and repair instructions.
- E. Repair Materials and Sources: Include lists of materials and local sources of materials and related services.

- F. Warranties and Bonds: Include copies of warranties and bonds and lists of circumstances and conditions that would affect validity of warranties or bonds.

2.3 SYSTEMS AND EQUIPMENT MAINTENANCE MANUAL

- A. Content: For each system, subsystem, and piece of equipment not part of a system, include source information, manufacturers' maintenance documentation, maintenance procedures, maintenance and service schedules, spare parts list and source information, maintenance service contracts, and warranty and bond information, as described below.
- B. Source Information: List each system, subsystem, and piece of equipment included in manual, identified by product name and arranged to match manual's table of contents. For each product, list name, address, and telephone number of Installer or supplier and maintenance service agent, and cross-reference Specification Section number and title in Project Manual.
- C. Manufacturers' Maintenance Documentation: Manufacturers' maintenance documentation including maintenance instructions, drawings and diagrams for maintenance, nomenclature of parts and components, and recommended spare parts for each component part or piece of equipment:
- D. Maintenance Procedures: Include test and inspection instructions, troubleshooting guide, disassembly instructions, and adjusting instructions, and demonstration and training videotape if available, that detail essential maintenance procedures:
- E. Maintenance and Service Schedules: Include service and lubrication requirements, list of required lubricants for equipment, and separate schedules for preventive and routine maintenance and service with standard time allotment.
- F. Spare Parts List and Source Information: Include lists of replacement and repair parts, with parts identified and cross-referenced to manufacturers' maintenance documentation and local sources of maintenance materials and related services.
- G. Maintenance Service Contracts: Include copies of maintenance agreements with name and telephone number of service agent.
- H. Warranties and Bonds: Include copies of warranties and bonds and lists of circumstances and conditions that would affect validity of warranties or bonds.

PART 3 - EXECUTION

3.1 MANUAL PREPARATION

- A. Product Maintenance Manual: Assemble a complete set of maintenance data indicating care and maintenance of each product, material, and finish incorporated into the Work.
 - 1.
- B. Comply with Division 01 Section "Closeout Procedures" for schedule for submitting operation and maintenance documentation.

END OF SECTION 01 7823

**SECTION 01 7839
PROJECT RECORD DOCUMENTS**

PART 1 - GENERAL

1.1 SUMMARY

- A. Section includes administrative and procedural requirements for project record documents, including the following:
 - 1. Record Drawings.
 - 2. Record Specifications.
 - 3. Record Product Data.

1.2 CLOSEOUT SUBMITTALS

- A. Record Drawings: Comply with the following:
 - 1. Number of Copies: Submit one set(s) of marked-up record prints.
- B. Record Specifications: Submit one paper copy of Project's Specifications, including addenda and contract modifications.

1.3 RECORD DRAWINGS

- A. Record Prints: Maintain one set of marked-up paper copies of the Contract Drawings and Shop Drawings, incorporating new and revised drawings as modifications are issued.
 - 1. Preparation: Mark record prints to show the actual installation where installation varies from that shown originally. Require individual or entity who obtained record data, whether individual or entity is Installer, subcontractor, or similar entity, to provide information for preparation of corresponding marked-up record prints.
 - a. Give particular attention to information on concealed elements that would be difficult to identify or measure and record later.
 - b. Accurately record information in an acceptable drawing technique.
 - c. Record data as soon as possible after obtaining it.
 - d. Record and check the markup before enclosing concealed installations.
 - e. Cross-reference record prints to corresponding photographic documentation.
 - 2. Content: Types of items requiring marking include, but are not limited to, the following:
 - a. Dimensional changes to Drawings.
 - b. Revisions to details shown on Drawings.
 - c. Depths of foundations.
 - d. Locations and depths of underground utilities.
 - e. Revisions to routing of piping and conduits.
 - f. Revisions to electrical circuitry.
 - g. Actual equipment locations.
 - h. Duct size and routing.

- i. Locations of concealed internal utilities.
 - j. Changes made by Change Order or Construction Change Directive.
 - k. Changes made following Architect's written orders.
 - l. Details not on the original Contract Drawings.
 - m. Field records for variable and concealed conditions.
 - n. Record information on the Work that is shown only schematically.
- 3. Mark the Contract Drawings and Shop Drawings completely and accurately. Use personnel proficient at recording graphic information in production of marked-up record prints.
 - 4. Mark record sets with erasable, red-colored pencil. Use other colors to distinguish between changes for different categories of the Work at same location.
 - 5. Mark important additional information that was either shown schematically or omitted from original Drawings.
 - 6. Note Construction Change Directive numbers, alternate numbers, Change Order numbers, and similar identification, where applicable.

1.4 RECORD SPECIFICATIONS

- A. Preparation: Mark Specifications to indicate the actual product installation where installation varies from that indicated in Specifications, addenda, and contract modifications.
 - 1. Give particular attention to information on concealed products and installations that cannot be readily identified and recorded later.
 - 2. Note related Change Orders and record Drawings where applicable.
- B. Format: Submit record Specifications as paper copy.

1.5 MAINTENANCE OF RECORD DOCUMENTS

- A. Maintenance of Record Documents: Store record documents in the field office apart from the Contract Documents used for construction. Do not use project record documents for construction purposes. Maintain record documents in good order and in a clean, dry, legible condition, protected from deterioration and loss. Provide access to project record documents for Architect's reference during normal working hours.

PART 2 - PRODUCTS

PART 3 - EXECUTION

END OF SECTION 01 7839

**SECTION 26 0500
ELECTRICAL GENERAL PROVISIONS**

PART 1 - GENERAL

1.1 SUMMARY

- A. Work under this section consists of electrical equipment coordination and common electrical installation requirements as indicated on the accompanying drawings and specified hereafter, or as directed by Owner or Owner's representative.
- B. The following general provisions are intended to supplement these sections of the specifications. In cases of conflicting requirements, the stipulations set forth in Division 01 specification sections supersede and must be satisfied by the contractor.

1.2 SPECIAL INSTRUCTIONS, NOT CONTAINED HEREIN

- A. The contractor for this work is referred to the drawings, bidding requirements, general conditions, special conditions, temporary services, and other pertinent sections of these specifications for any special instructions that may affect his bid or his work on this project.

1.3 APPLICABLE CODES AND ORDINANCES

- A. All work on this project shall conform with all applicable Federal, State and Local Laws, Codes and Ordinances including, but not limited to the latest approved additions of the following:
 - 1. National Electrical Code (NFPA 70).
 - 2. Life Safety Code (NFPA 101).
 - 3. State Building Codes.
 - 4. Occupational Safety and Health Act (OSHA).
 - 5. Americans with Disabilities Act (ADA).
- B. Cited references, or specified portions thereof, current at the date of bidding documents, unless otherwise specified, govern the work. In conflict between cited standards and project specifications, do not proceed with any work until Architect issues written clarification.

1.4 LICENSES, PERMITS, AND INSPECTIONS

- A. The contractor shall secure all licenses and permits required for work on this project and shall arrange for all inspections required by all codes and/or ordinances. All such fees or charges for licenses, permits, and inspections shall be paid for by the contractor and shall be included in his bid.

1.5 SUBMITTALS

- A. Submit shop drawings for materials, equipment and products as specified in the following specification sections.

- B. Contractor must furnish the brand of material and equipment listed in the specifications or their approved equals. Where more than one name is listed, contractor may select any one of the various brands specified.
- C. Contractor may use in his bid any other approved equal or similar brand of material and equipment not named or specified in these specifications. In order to be considered, the contractor must request approval to bid the substitution in writing no later than ten (10) days prior to the bid date. If permitted, the substitutions will be approved by addendum.
- D. Products and manufacturers not specifically named or specified in these specifications or approved by addendum, will not be considered for use on this project.

1.6 RECORD DRAWINGS

- A. Record all deviations from the construction documents on a set of prints, and deliver to Architect upon completion of project. Special attention must be given to record the locations of concealed and buried items to facilitate future location.

1.7 TEMPORARY CONSTRUCTION LIGHT AND POWER

- A. See Section 01 5000, "Temporary Facilities and Controls" section of this specification.

1.8 SYSTEM DESCRIPTION

- A. Basic materials include, but not limited to the following:
 - 1. Conductors and cables.
 - 2. Hangers and supports.
 - 3. Conduit, raceways, and fittings.
 - 4. Boxes.
 - 5. Nameplates and labels.
 - 6. Lighting control devices.
 - 7. Wiring devices.
 - 8. Lighting fixtures.

1.9 DELIVERY, STORAGE, AND HANDLING

- A. Materials shall be suitably packaged by manufacturer to prevent damage during shipment. Damaged materials will not be acceptable for use.
- B. Store materials on site in clean, dry storage area; when outside, elevated above grade and enclosed with durable watertight wrapping.
- C. Handle all materials carefully to prevent damage. Minor scratches, marks, or blemishes to finish shall be repaired to satisfaction of Architect.

PART 2 - PRODUCTS

2.1 MANUFACTURERS

- A. Contractor to furnish and install only those brands of equipment listed in these specifications or accepted by addenda as substitutes.

2.2 MATERIALS

- A. Provide all new materials of a quality not less than what is specified, without blemish or defect, in accord with standards specified and labeled by a Nationally Recognized Testing Laboratory (NRTL).

PART 3 - EXECUTION

3.1 COORDINATION

- A. Contractor is responsible for reading all specification sections covering work performed by other trades that may affect his work on this project.
- B. Coordinate work with other contractors regarding location and size of pipes, raceways, ducts, openings, switches, and outlets. Where required and possible, make minor adjustments to locations and mounting heights of equipment or apparatus to achieve coordination with equipment provided by other trades.
- C. System layout is schematic and exact locations and routing shall be determined in field based on structural elements and other conditions. All changes to system layout, other than minor adjustments required to coordinate with equipment provided by other trades, must be approved in writing by Architect before proceeding with work.
- D. Contractor is required to visit the site and fully familiarize himself with all conditions affecting the scope of work to be performed. Failure to visit the site prior to starting work shall not relieve the contractor from any responsibility regarding his work.
- E. Coordinate location, mounting, and support of equipment as follows:
 - 1. To allow maximum possible headroom unless specific mounting heights that reduce headroom are indicated.
 - 2. To provide ample space for disconnecting, removal, repair, service, or other changes to equipment.
 - 3. To allow right-of-way for piping, ducts, and raceways installed at required slope.
 - 4. To insure that connecting raceways, cables, wireways, cable trays and busways will be clear of obstructions and of the working and access space of other equipment.
- F. Coordinate location of access panels and doors for electrical items that are behind finished surfaces or otherwise concealed.

3.2 INSTALLATION

- A. Furnish all materials, labor, tools, transportation, incidentals, and appurtenances to complete in every detail and leave in working order all items of work called for herein or shown on the accompanying drawings.
- B. Include any minor items of work necessary to provide a complete and fully operational system that complies with all required codes.
- C. Comply with National Electrical Contractors Association (NECA) "Standard of Installation".
- D. Equipment or device mounting heights are measured to the bottom of unit for suspended items, and to the center of unit for wall mounted items.
- E. In mechanical and electrical equipment spaces, expose ceiling outlets and conduit with due consideration to ventilating ducts and mechanical piping. Where numerous ducts occur, install conduits and outlets after ventilating ducts have been installed. Puncturing of ductwork or hanging equipment such as light fixtures, ceiling hangers or conduits from ductwork is prohibited.
- F. Where cutting or drilling is required to facilitate raceway penetrations, patch and repair surfaces to their original state. Do not cut or drill structural members without prior written approval of Architect.
- G. Layout holes in advance. Notify Architect prior to drilling through structural sections, for determination of proper layout.
- H. Install buried conduits that pass from building interior to the exterior, below structural footing or grade beams, unless noted otherwise.
- I. Make floor, exterior wall, and roof seals watertight. Use PVC sleeves in walls and floors for precast holes, or core drill walls and floors as approved by Architect for installation of conduit. Caulk and seal annular space around conduit as specified herein.

3.3 PROTECTION AND CLEANING

- A. Protect all fixtures and equipment against damage from leaks or abuse and pay cost of repair or replacement of damaged items resulting from failure to provide suitable safeguards or protection.
- B. Repair all dents and scratches in factory prime or finish coats on all electrical equipment. Replace equipment with new if damage is excessive.
- C. Upon completion of this project, contractor shall be required to:
 - 1. Thoroughly clean all fixtures and equipment with manufacturer's recommended cleaning agents.
 - 2. Remove stickers, tags, marking, and other foreign matter from all fixtures and equipment.
 - 3. Remove all markings on equipment and building surfaces placed during construction by this contractor.
 - 4. Remove all waste, scrap, excess, and offal entirely from site.
 - 5. Provide any other clean-up services as required to leave every aspect of work in an acceptable, clean and ready-to-use condition.

END OF SECTION 26 0500

**SECTION 26 0510
ELECTRICAL DEMOLITION**

PART 1 - GENERAL

1.1 SUMMARY

- A. Section Includes:
 - 1. Electrical demolition requirements.
- B. Related Sections:
 - 1. Section 26 0500 "Electrical General Provisions".

1.2 QUALITY ASSURANCE

- A. Comply with NFPA 70, OSHA, and Utility Company requirements.

1.3 PROJECT CONDITIONS

- A. Before commencing demolition work, the Contractor shall carefully examine existing field conditions, including the main power and power distribution system. Claims for extra labor, equipment and materials required due to existing conditions, which could have been foreseen, will not be considered.
- B. Coordinate all phases of electrical demolition with systems being demolished by other trades.
- C. Interruption of Existing Electric Service: Do not interrupt electric service to facilities occupied by Owner or others unless permitted under the following conditions and then only after arranging to provide temporary electric service according to requirements indicated:
 - 1. Notify Architect, Construction Manager, and Owner no fewer than seven days in advance of proposed interruption of electric service. Do not proceed with interruption of electric service without written permission.
 - 2. Indicate method of providing temporary electric service.
 - 3. Comply with NFPA 70E.

PART 2 - PRODUCTS

2.1 MATERIALS AND EQUIPMENT

- A. Materials and equipment required for demolition, patching and extending work as specified in individual sections.
- B. Various components of the Project may need to remain operational while demolition is progressing. Provide temporary lighting and power in areas as required.

PART 3 - EXECUTION

3.1 EXAMINATION

- A. Demolition drawings are based on field observation and existing record documents. Starting demolition work means the Contractor accepts existing conditions.
- B. Contractor will be required to survey main power to the building, energize and maintain temporary power and lighting to the building as required.
- C. Verify field measurements and circuiting arrangements are as shown on drawings.
- D. Verify that abandoned wiring and equipment serve only abandoned facilities.
- E. Report discrepancies to the Architect before disturbing existing installations.

3.2 PREPARATION

- A. Disconnect electrical systems in walls, floors, and ceilings to be removed.
- B. Coordinate utility service outages with Owner.
- C. Provide temporary wiring and connections to maintain existing systems in service during construction. When work must be performed on energized equipment or circuits use personnel experienced in such operations.
- D. Make temporary connections to maintain service in areas adjacent to work area.

3.3 DEMOLITION OF EXISTING ELECTRICAL WORK

- A. Remove, relocate and extend existing installations to accommodate new construction.
- B. Remove abandoned wiring to source of supply.
- C. Remove exposed abandoned conduit, including abandoned conduit above accessible ceilings. Cut conduit flush with walls and floors, and patch surfaces.
- D. Disconnect and remove abandoned luminaires. Remove brackets, stems, hangers, and other accessories.
- E. Repair adjacent construction and finishes damaged during demolition and extension work.
- F. Maintain access to existing electrical installations which remain active. Modify installation or provide access panel as appropriate.
- G. Extend existing electrical installations using materials and methods compatible with existing electrical installations, or as specified.

3.4 FIELD QUALITY CONTROL

- A. Clean and repair existing materials and equipment which remain or are to be reused.

B. Luminaires:

1. Remove existing luminaires as required for installation for installation of new luminaires.

END OF SECTION 26 0510

This page intentionally left blank.

SECTION 26 0519
LOW-VOLTAGE ELECTRICAL POWER CONDUCTORS AND CABLES

PART 1 - GENERAL

1.1 SUMMARY

A. Section Includes:

1. Building wires and cables rated 600 V and less.
2. Connectors, splices, and terminations rated 600 V and less.
3. Control-voltage conductors and cables.

B. Related Sections:

1. Section 26 0500 "Electrical General Provisions".
2. Section 26 0526 "Grounding and Bonding for Electrical Systems".
3. Section 26 0533 "Raceways and Boxes for Electrical Systems".
4. Section 26 0553 "Identification for Electrical Systems".

1.2 DEFINITIONS

- A. Control-Voltage: As defined in NFPA 70 for circuits and equipment operating at less than 50 V or for remote-control and signaling power-limited circuits.
- B. Plenum: A space forming part of the air distribution system to which one or more air ducts are connected. An air duct is a passageway, other than a plenum, for transporting air to or from heating, ventilating, or air-conditioning equipment.

1.3 SUBMITTALS

- A. Product Data: For each type of product.
- B. Include data sheets for the following additional items:
1. Splices and terminations.
 2. Pulling compounds.
 3. Cable accessories.
 4. Field quality-control test reports.

1.4 QUALITY ASSURANCE

- A. Electrical Components, Devices, and Accessories: Listed and labeled as defined in NFPA 70, by a qualified testing agency, and marked for intended location and application.
- B. Comply with ASTM.
- C. Comply with UL 44, 83, and 486.
- D. Comply with NFPA 70.

- E. Comply with ANSI.
- F. Perform work in accordance with NECA "Standard of Installation".

PART 2 - PRODUCTS

2.1 CONDUCTORS AND CABLES

- A. Manufacturers: Subject to compliance with requirements, provide products by one of the following:
 - 1. Belden Inc.
 - 2. General Cable Technologies Corporation.
 - 3. Southwire Company.
- B. Conductor and Cable Marking: Comply with wire and cable marking according to UL's "Wire and Cable Marking and Application Guide."
- C. Feeders: Copper; solid for No. 10 AWG and smaller; stranded for No. 8 AWG and larger.
- D. Branch Circuits: Copper. Solid for No. 10 AWG and smaller; stranded for No. 8 AWG and larger.
- E. Conductors: Annealed copper, complying with NEMA WC 70/ICEA S-95-658.
- F. Cable: Comply with NEMA WC 70 for armored cable Type MC, Type SO, and Type USE with ground wire.

2.2 CONDUCTOR INSULATION AND MULTICONDUCTOR CABLE APPLICATIONS AND WIRING METHODS

- A. Exposed Branch Circuits, Including in Crawlspace: Type THHN/THWN-2, Type XHHW-2 single conductors in raceway, or metal-clad cable Type MC where permitted in NFPA 70 for intended location and application.
- B. Branch Circuits Concealed in Ceilings, Walls, and Partitions: Type THHN/THWN-2, Type XHHW-2 single conductors in raceway, or metal-clad cable Type MC where permitted in NFPA 70 for intended location and application.
- C. Branch Circuits in Cable Tray: Type THHN/THWN-2, Type XHHW-2 single conductors in raceway, or metal-clad cable Type MC where permitted in NFPA 70 for intended location and application.
- D. Cord Drops and Portable Appliance Connections: Type SO, hard service cord with stainless-steel, wire-mesh, strain relief device at terminations to suit application.

2.3 CONTROL-VOLTAGE CONTROL CABLE

- A. Paired Cable: NFPA 70, Type CMG.

1. One pair, twisted, No. 16 AWG, stranded (19x29) tinned-copper conductors.
2. PVC insulation.
3. Unshielded.
4. PVC jacket.
5. Flame Resistance: Comply with UL 1685.

B. Plenum-Rated, Paired Cable: NFPA 70, Type CMP.

1. One pair, twisted, No. 16 AWG, stranded (19x29) tinned-copper conductors.
2. PVC insulation.
3. Unshielded.
4. PVC jacket.
5. Flame Resistance: Comply with NFPA 262.

C. Low-voltage control cables shall be installed in raceways where concealed in walls, floors or above ceilings. Low-voltage control cables may be installed exposed in open air provided the following criteria are satisfied.

1. Cables are not subject to damage.
2. Cables are provided with plenum rated jackets when installed in environmental air spaces.
3. Cables are properly supported by J-hooks and/or bridle rings.

2.4 CONTROL CIRCUIT CONDUCTORS

- A. Class 1 Control Circuits: Stranded copper, Type THHN/THWN in raceway, complying with UL 83.
- B. Class 2 Control Circuits: Stranded copper, Type THHN/THWN in raceway, complying with UL 83.
- C. Class 3 Remote-Control and Signal Circuits: Stranded copper, Type TW or Type TF, complying with UL 83.

2.5 CONNECTORS AND SPLICES

- A. Manufacturers: Subject to compliance with requirements, provide products by one of the following:
1. 3M Electrical Products.
 2. Hubbell Power Systems, Inc.
 3. Ideal Industries, Inc.
 4. O-Z/Gedney; a brand of Emerson Industrial Automation.
 5. Thomas & Betts Corporation; A Member of the ABB Group.
- B. Description: Factory-fabricated connectors and splices of size, ampacity rating, material, type, and class for application and service indicated; listed and labeled as defined in NFPA 70, by a qualified testing agency, and marked for intended location and application.
1. Above grade circuits (No. 10 AWG and smaller):

- a. Conductors shall be spliced together using solderless, screw-on, reusable pressure cable type connectors, rated 600 V, 90° C, with integral insulation, approved for copper conductors.
 - b. The integral insulator shall have a skirt to completely cover the stripped wires.
 - c. The number, size, and combination of conductors, as listed on the manufacturer's packaging, shall be strictly followed.
2. Where not provided with equipment, use mechanical type lugs (allen-head screw type) to terminate wire.

PART 3 - EXECUTION

3.1 EXAMINATION AND PREPARATION

- A. Verify that interior of building has been protected from weather.
- B. Verify that raceway installation is complete and supported.
- C. Verify that field measurements are as indicated.
- D. Examine walls, floors, roofs, and other construction for suitable conditions where electrical wiring and cabling will be installed.
- E. Proceed with installation only after unsatisfactory conditions have been corrected.
- F. Completely and thoroughly swab raceway before installing wire.

3.2 CONDUCTOR MATERIAL APPLICATIONS

- A. Minimum Wire Size:
 1. #12 AWG conductors for 20 ampere, 120 volt branch circuits not longer than 75 feet, unless noted otherwise.
 2. #10 AWG conductors for 20 ampere, 120 volt branch circuits longer than 75 feet, unless noted otherwise.
 3. #16 AWG conductors for low-voltage control cables and control circuit conductors, unless noted otherwise.
- B. Conductor sizes are based on copper. Unless the equipment is listed and marked otherwise, conductor ampacities used in determining equipment termination provisions shall be based on NEC Table 310.15(B)(16) as appropriately modified by 310.15(B)(6).
- C. If aluminum conductor is substituted for copper conductor, size to match circuit requirements for conductor ampacity and voltage drop. Use suitable reducing connectors or mechanical connector adaptors for connecting aluminum conductors to copper conductors. Verify the acceptance of using aluminum conductor with the Architect prior to designing around this type of conductor system.

3.3 INSTALLATION OF CONDUCTORS AND CABLES

- A. Multiwire branch circuits are not acceptable. All branch circuits requiring a neutral conductor shall be installed with a full-sized, dedicated neutral conductor.
- B. Wire and cable routing indicated is approximate unless dimensioned. Where wire and cable destination is indicated and routing is not shown, determine exact routing and lengths required.
- C. All feeder and branch circuit wiring shall be installed in raceways concealed in finished walls, ceilings, and floors unless otherwise indicated.
- D. Complete raceway installation between conductor and cable termination points according to Section 260533 "Raceways and Boxes for Electrical Systems" prior to pulling conductors and cables. Homerun conductors shall be installed unspliced from panelboard to first device or junction box.
- E. Use manufacturer-approved pulling compound or lubricant where necessary; compound used must not deteriorate conductor or insulation. Do not exceed manufacturer's recommended maximum pulling tensions and sidewall pressure values.
- F. Use pulling means, including fish tape, cable, rope, and basket-weave wire/cable grips, that will not damage cables or raceway. Pull all conductors into raceway at same time.
- G. Install exposed cables parallel and perpendicular to surfaces of exposed structural members, and follow surface contours where possible.
- H. Install sleeves and sleeve seals at penetrations of exterior floor and wall assemblies.

3.4 CONNECTIONS

- A. Tighten electrical connectors and terminals according to manufacturer's published torque-tightening values. If manufacturer's torque values are not indicated, use those specified in UL 486A-486B.
- B. Make splices, terminations, and taps that are compatible with conductor material and that possess equivalent or better mechanical strength and insulation ratings than unspliced conductors.
 - 1. Use oxide inhibitor in each splice, termination, and tap for aluminum conductors.
- C. Wiring at Outlets: Install conductor at each outlet, with at least 6 inches of slack.

3.5 IDENTIFICATION

- A. Identify and color-code conductors and cables according to Section 260553 "Identification for Electrical Systems."
- B. Identify each spare conductor at each end with identity number and location of other end of conductor, and identify as spare conductor.

3.6 FIELD QUALITY CONTROL

- A. Perform inspections and tests listed in Section 269500 "Inspections and Testing".
- B. After installing conductors and cables and before electrical circuitry has been energized, test service entrance and feeder conductors, and conductors feeding critical equipment and services for compliance with requirements.
- C. Perform each visual and mechanical inspection and electrical test stated in NETA Acceptance Testing Specification. Certify compliance with test parameters.
- D. Remove and replace non-compliant cables or wires and retest as specified above.
- E. Test Reports: Prepare a written report to record the following:
 - 1. Test procedures used.
 - 2. Test results that comply with requirements.
 - 3. Test results that do not comply with requirements and corrective action taken to achieve compliance with requirements.

END OF SECTION 26 0519

SECTION 26 0526
GROUNDING AND BONDING FOR ELECTRICAL SYSTEMS

PART 1 - GENERAL

1.1 SUMMARY

- A. Section Includes:
 - 1. Grounding and bonding systems and equipment, as shown or implied in the contract documents.
- B. Related Sections:
 - 1. Section 26 0500 "Electrical General Provisions".
 - 2. Section 26 0519 "Low Voltage Electrical Power Conductors and Cables".
 - 3. Section 26 0533 "Raceways and Boxes for Electrical Systems".
 - 4. Section 26 2726 "Wiring Devices".
 - 5. Section 26 5100 "Interior Lighting".

1.2 DEFINITIONS

- A. Equipment Ground Conductor (EGC):
 - 1. The conductor that connects the non-current-carrying metal parts of equipment to the grounding electrode system or ground bus.
- B. Grounding Electrode Conductor (GEC):
 - 1. The conductor that connects the grounding electrodes to the grounded circuit conductor and/or the equipment grounding conductor.
- C. Grounded Circuit Conductor (GCC):
 - 1. A circuit conductor, usually the neutral that is intentionally connected to ground.

1.3 SUBMITTALS

- A. Product Data: For each type of product indicated.
- B. Plans showing dimensioned as-built locations of grounding features including the following:
 - 1. Grounding for sensitive electronic equipment.
- C. Field quality-control reports.

1.4 QUALITY ASSURANCE

- A. Electrical Components, Devices, and Accessories: Listed and labeled as defined in NFPA 70, by a qualified testing agency, and marked for intended location and application.

- B. Comply with ASTM.
- C. Comply with UL 467 for grounding and bonding materials and equipment.
- D. Comply with NFPA 70.
- E. Comply with ANSI.
- F. Perform work in accordance with NECA "Standard of Installation".

PART 2 - PRODUCTS

2.1 CONDUCTORS

- A. Insulated Grounding Conductors: Copper or tinned-copper wire or cable insulated for 600 V with solid green colored insulation jacket, UL 44 or UL 83 listed, sized in accordance with NFPA 70, unless otherwise required by applicable Code or authorities having jurisdiction.
- B. Isolated Grounding Conductors: Copper or tinned-copper wire or cable insulated for 600 V with green colored insulation jacket with continuous yellow stripe. On feeders with isolated ground, identify grounding conductor where visible to normal inspection, with alternating bands of green and yellow tape, with at least three bands of green and two bands of yellow.
- C. Bare Copper Conductors:
 - 1. Solid Conductors: ASTM B 3.
 - 2. Stranded Conductors: ASTM B 8.
 - 3. Tinned Conductors: ASTM B 33.
 - 4. Bonding Cable: 28 kcmil, 14 strands of No. 17 AWG conductor, 1/4 inch in diameter.
 - 5. Bonding Conductor: No. 4 or No. 6 AWG, stranded conductor.
 - 6. Bonding Jumper: Copper tape, braided conductors terminated with copper ferrules; 1-5/8 inches wide and 1/16 inch thick.
 - 7. Tinned Bonding Jumper: Tinned-copper tape, braided conductors terminated with copper ferrules; 1-5/8 inches wide and 1/16 inch thick.

2.2 CONNECTORS

- A. Manufacturers: Subject to compliance with requirements, provide products by one of the following:
 - 1. Burndy; Part of Hubbell Electrical Systems.
 - 2. ERICO International Corporation.
 - 3. ILSCO.
 - 4. Thomas & Betts Corporation; A Member of the ABB Group.
- B. Products listed and labeled by a Nationally Recognized Testing Laboratory acceptable to authorities having jurisdiction for applications in which used and for specific types, sizes, and combinations of conductors and other items connected.

PART 3 - EXECUTION

3.1 APPLICATIONS

- A. Conductors: Install solid conductor for No. 8 AWG and smaller, and stranded conductors for No. 6 AWG and larger unless otherwise indicated.

3.2 EQUIPMENT GROUNDING

- A. Install an insulated equipment grounding conductor with all feeders and branch circuits, minimum size per NFPA 70, bonded to ground bar in panelboard where circuit originates and to other panelboards ground bars, receptacles, equipment, etc. Conduit shall not be used as the ground conductor.
- B. Bond all raceways, cabinet enclosures, and non-current carrying parts of equipment to grounding system. Conduit system shall be bonded so that a continuous path for current flow is maintained.
- C. Bond all feeder raceways to panelboard grounding bars with bonding jumper and approved bushing.
- D. Bond lighting fixtures to the branch circuit equipment grounding conductor. Fixtures connected with flexible conduit shall have a green ground wire included with the power wires from the fixture through the flexible conduit to the first outlet box.
- E. Isolated Grounding Receptacle Circuits: Install an insulated equipment grounding conductor connected to the receptacle grounding terminal. Isolate conductor from raceway and from panelboard grounding terminals. Terminate at equipment grounding conductor terminal of the applicable derived system or service unless otherwise indicated.
- F. Signal, data, and communication equipment shall be grounded and bonded in accordance with NFPA 70 requirements.
 - 1. For telephone, alarm, voice, data, and other communication equipment, provide a minimum #4 AWG insulated grounding conductor in raceway from grounding electrode system to each service location, terminal cabinet, wiring closet, and central equipment location.
 - 2. Terminal Cabinets: Terminate grounding conductor on cabinet grounding terminal.

3.3 INSTALLATION

- A. Grounding Conductors: Route along shortest and straightest paths possible unless otherwise indicated or required by Code. Avoid obstructing access or placing conductors where they may be subjected to strain, impact, or damage.

3.4 FIELD QUALITY CONTROL

- A. Perform inspections and tests listed in Section 26 9500 "Inspections and Testing".
- B. Test Reports: Prepare a written report to record the following:

1. Test procedures used.
2. Test results that comply with requirements.
3. Test results that do not comply with requirements and corrective action taken to achieve compliance with requirements.

END OF SECTION 26 0526

SECTION 26 0533
RACEWAYS AND BOXES FOR ELECTRICAL SYSTEMS

PART 1 - GENERAL

1.1 SUMMARY

A. Section Includes:

1. Metal conduits, tubing, and fittings.
2. Nonmetal conduits, tubing, and fittings.
3. Metal wireways and auxiliary gutters.
4. Nonmetal wireways and auxiliary gutters.
5. Surface raceways.
6. Boxes, enclosures, and cabinets.

B. Related Sections:

1. Section 26 0500 "Electrical General Provisions".
2. Section 26 0519 "Low Voltage Electrical Power Conductors and Cables".
3. Section 26 0526 "Grounding and Bonding for Electrical Systems".
4. Section 26 0553 "Identification for Electrical Systems".

1.2 DEFINITIONS

- A. RMC: Rigid metal conduit.
- B. EMT: Electrical metallic tubing.
- C. FMC: Flexible metal conduit.
- D. LFMC: Liquidtight Flexible Metal Conduit.
- E. RNC: Rigid nonmetallic conduit.
- F. PVC: Polyvinyl chloride.

1.3 SUBMITTALS

- A. Product Data: For surface raceways, wireways and fittings, floor boxes, hinged-cover enclosures, and cabinets.
- B. Shop Drawings: For custom enclosures and cabinets. Include plans, elevations, sections, and attachment details.

1.4 QUALITY ASSURANCE

- A. Electrical Components, Devices, and Accessories: Listed and labeled as defined in NFPA 70, by a qualified testing agency, and marked for intended location and application.

- B. Comply with ASTM.
- C. Comply with NFPA 70.
- D. Comply with ANSI.
- E. Perform work in accordance with NECA "Standard of Installation".

1.5 DELIVERY, STORAGE, AND HANDLING

- A. Accept conduit on site and inspect for damage before use.
- B. Protect conduit from corrosion and entrance of debris by covering and storing above grade.
- C. Protect PVC conduit from direct sunlight.

PART 2 - PRODUCTS

2.1 METAL CONDUITS, TUBING, AND FITTINGS

- A. Manufacturers: Subject to compliance with requirements, products of all manufacturers are acceptable provided they have a smooth interior, are listed and labeled by a qualified testing agency as defined in NFPA 70 for intended location and application. Conduit and fittings shall be obtained from the same manufacturer.
- B. RMC: Comply with ANSI C80.1 and UL 6.
- C. EMT: Comply with ANSI C80.3 and UL 797.
- D. FMC: Comply with UL 1; zinc-coated steel.
- E. LFMC: Flexible steel conduit with PVC jacket and complying with UL 360.
- F. Fittings for Metal Conduit: Comply with NEMA FB 1 and UL 514B.
 - 1. Fittings for RMC:
 - a. Material: Steel.
 - b. Type: Threaded.
 - 2. Fittings for EMT:
 - a. Material: Steel.
 - b. Type: Set screw – indoors: Compression - outdoors.
 - 3. Fittings for flexible conduit: NEMA FB 1 listed and labeled for type and size of raceway used, and for application and environment in which installed.
 - 4. Joint Compound for RMC: Listed and labeled as defined in NFPA 70 for use in conduit assemblies, and compounded for use to lubricate and protect threaded conduit joints from corrosion and to enhance their conductivity.

2.2 NONMETALLIC CONDUITS, TUBING, AND FITTINGS

- A. Manufacturers: Subject to compliance with requirements, products of all manufacturers are acceptable provided they have a smooth interior, are sunlight resistant, and are listed and labeled by a qualified testing agency as defined in NFPA 70 for intended location and application. Conduit and fittings shall be obtained from the same manufacturer.
- B. RNC: Type EPC-40-PVC or EPC-80-PVC, complying with NEMA TC 2 and UL 651 unless otherwise indicated.
- C. Fittings for RNC: Comply with NEMA TC 3; match to conduit or tubing type and material.
- D. Solvents and Adhesives: As recommended by conduit manufacturer.

2.3 METAL WIREWAYS AND AUXILIARY GUTTERS

- A. Manufacturers: Subject to compliance with requirements, provide products by one of the following:
 - 1. B-line, an Eaton business.
 - 2. Hoffman; a brand of Pentair Equipment Protection.
 - 3. MonoSystems, Inc.
 - 4. Square D.
- B. Description: Sheet metal, complying with UL 870 and NEMA 250, Type 1, unless otherwise indicated, and sized according to NFPA 70.
 - 1. Metal wireways installed outdoors shall be listed and labeled as defined in NFPA 70, by a qualified testing agency, and marked for intended location and application.
- C. Fittings and Accessories: Include covers, couplings, offsets, elbows, expansion joints, adapters, hold-down straps, end caps, and other fittings to match and mate with wireways as required for complete system.
- D. Wireway Covers: Indoor - Hinged type or Screw-cover type, unless otherwise indicated.
- E. Wireway Covers: Outdoors - Flanged-and-gasketed type, unless otherwise indicated.
- F. Finish: Manufacturer's standard enamel finish.

2.4 NONMETALLIC WIREWAYS AND AUXILIARY GUTTERS

- A. Manufacturers: Subject to compliance with requirements, provide products by one of the following:
 - 1. Allied Moulded Products, Inc.
 - 2. Hoffman; a brand of Pentair Equipment Protection.
 - 3. Lamson & Sessions; Carlon Electrical Products.
 - 4. Niedax Inc.
- B. Listing and Labeling: Nonmetallic wireways and auxiliary gutters shall be listed and labeled as defined in NFPA 70, by a qualified testing agency, and marked for intended location and application.

- C. Description: PVC, extruded and fabricated to required size and shape, and having snap-on cover, mechanically coupled connections, and plastic fasteners.
- D. Fittings and Accessories: Couplings, offsets, elbows, expansion joints, adapters, hold-down straps, end caps, and other fittings shall match and mate with wireways as required for complete system.
- E. Solvents and Adhesives: As recommended by manufacturer.

2.5 SURFACE RACEWAYS

- A. Manufacturers: Subject to compliance with requirements, provide products by one of the following:
 - 1. Hubbell Incorporated; Wiring Device-Kellems.
 - 2. MonoSystems, Inc.
 - 3. Panduit Corp.
 - 4. Wiremold / Legrand.
- B. Listing and Labeling: Surface raceways shall be listed and labeled as defined in NFPA 70, by a qualified testing agency, and marked for intended location and application.
- C. Surface Metal Raceways: Galvanized steel construction, two-compartment divided raceway with snap-on covers complying with UL 5. Manufacturer's standard enamel finish in color selected by Architect. Furnish complete with all fittings, boxes, end terminations, and dividers as required.
- D. Surface Nonmetallic Raceways: Two- or three-piece construction, complying with UL 5A, and manufactured of rigid PVC with texture and color selected by Architect from manufacturer's standard colors. Product shall comply with UL 94 V-0 requirements for self-extinguishing characteristics. Furnish complete with all fittings, boxes, end terminations, and dividers as required.

2.6 BOXES

- A. Manufacturers: Subject to compliance with requirements, products of all manufacturers are acceptable provided they are listed and labeled by a qualified testing agency as defined in NFPA 70 for intended location and application. Fittings shall be obtained from the same manufacturer.
- B. General Requirements for Boxes and Enclosures: Boxes and enclosures installed in wet locations shall be listed for use in wet locations.
- C. Sheet Metal Outlet and Device Boxes: Comply with NEMA OS 1 and UL 514A.
- D. Cast-Metal Outlet and Device Boxes: Comply with NEMA FB 1, ferrous alloy, Type FD, with gasketed cover.
- E. Nonmetallic Outlet and Device Boxes: Comply with NEMA OS 2 and UL 514C.
- F. Luminaire Outlet Boxes: Nonadjustable, designed for attachment of luminaire weighing 50 lb. Outlet boxes designed for attachment of luminaires weighing more than 50 lb shall be listed and marked for the maximum allowable weight.

- G. Box extensions used to accommodate new building finishes shall be of same material as recessed box.

PART 3 - EXECUTION

3.1 RACEWAY APPLICATION

- A. Indoors: Apply raceway products as specified below unless otherwise indicated:
1. Exposed, Not Subject to Physical Damage: EMT.
 2. Exposed and Subject to Physical Damage: RMC.
 3. Concealed in Ceilings and Interior Walls and Partitions: EMT.
 4. Damp or Wet Locations: RMC.
- B. Outdoors: Apply raceway products as specified below unless otherwise indicated:
1. Exposed Conduit: RMC.
 2. Concealed Conduit, Aboveground: EMT or RMC.
 3. Boxes and Enclosures, Aboveground: NEMA 250, Type 3R.
- C. Minimum Raceway Size: 1/2 inch trade size.
- D. Raceway Fittings: Compatible with raceways and suitable for use and location.
1. Rigid Metal Conduit: Use threaded rigid steel conduit fittings unless otherwise indicated. Comply with NEMA FB 2.10.
 2. PVC Conduits: Use only fittings listed for use with this type of conduit. Use sealants recommended by fitting manufacturer and apply in thickness and number of coats recommended by manufacturer.
 3. EMT: Use steel set-screw fittings for indoor applications and steel compression fittings for outdoor applications. Comply with NEMA FB 2.10.
 4. Flexible Conduit: Use only fittings listed for use with flexible conduit. Comply with NEMA FB 2.20.
- E. Do not install nonmetallic conduit where ambient temperature exceeds 120 deg F.

3.2 INSTALLATION

- A. Comply with NECA 1 and NECA 101 for installation requirements except where requirements on Drawings or in this article are stricter. Comply with NFPA 70 limitations for types of raceways allowed in specific occupancies and number of floors.
- B. Keep raceways at least 6 inches away from parallel runs of flues and steam or hot-water pipes. Install horizontal raceway runs above water and steam piping.
- C. Install raceways a minimum 12 inches from ceiling grid, except as noted.
- D. Complete raceway installation before starting conductor installation.
- E. Comply with requirements for hangers and supports.

1. Do not support conduit with wire or perforated pipe straps.
 2. Do not attach conduit to ceiling support wires.
 3. Arrange conduit runs to maintain headroom and present a neat appearance.
- F. Install no more than the equivalent of three 90-degree bends in any conduit run. Support conduit within 12 inches of changes in direction.
- G. In finished areas, conceal conduit and EMT within walls, ceilings, chases, and floors unless otherwise indicated. Install conduits parallel or perpendicular to building lines.
- H. In unfinished areas, run conduit and EMT exposed on walls or ceilings. Install conduits parallel or perpendicular to building lines.
- I. Support conduit within 12 inches of enclosures to which attached.
- J. Stub-ups to Above Recessed Ceilings for Optical Fiber and Communications Cables:
1. Conduit type: EMT.
 - a. Minimum size 3/4 inch for conduit runs up to 50 feet.
 - b. Minimum size 1 inch for conduit runs more than 50 feet.
 2. Install a maximum of two 90-degree bends or equivalent, for each length of raceway unless noted otherwise. Comply with these requirements by providing pull or junction boxes in conduit run as required.
 3. Use a conduit bushing or insulated fitting to terminate stub-ups not terminated in hubs or in an enclosure.
- K. Threaded Conduit Joints, Exposed to Wet, Damp, Corrosive, or Outdoor Conditions: Apply listed compound to threads of raceway and fittings before making up joints. Follow compound manufacturer's written instructions.
- L. Raceway Terminations at Locations Subject to Moisture or Vibration: Use insulating bushings to protect conductors including conductors smaller than No. 4 AWG.
- M. Terminate threaded conduits into threaded hubs or with locknuts on inside and outside of boxes or cabinets. Install bushings on conduits up to 1-1/4 inch trade size and insulated throat metal bushings on 1-1/2 inch trade size and larger conduits terminated with locknuts. Install insulated throat metal grounding bushings on service conduits.
- N. Install raceways square to the enclosure and terminate at enclosures with locknuts. Install locknuts hand tight plus 1/4 turn more.
- O. Do not rely on locknuts to penetrate nonconductive coatings on enclosures. Remove coatings in the locknut area prior to assembling conduit to enclosure to assure a continuous ground path.
- P. Cut conduit perpendicular to the length. For conduits 2-inch trade size and larger, use roll cutter or a guide to make cut straight and perpendicular to the length.
- Q. Install pull wires in empty raceways. Use polypropylene or monofilament plastic line with not less than 200-lb tensile strength. Leave at least 12 inches of slack at each end of pull wire. Cap underground raceways designated as spare above grade alongside raceways in use.
- R. Surface Raceways:

1. Install surface raceway with a minimum 2-inch radius control at bend points.
 2. Secure surface raceway with screws or other anchor-type devices at intervals not exceeding 48 inches and with no less than two supports per straight raceway section.
 3. Support surface raceway according to manufacturer's written instructions. Tape and glue are not acceptable support methods.
 4. Nonmetallic surface raceways shall not be installed where subject to physical damage.
- S. Install raceway sealing fittings at accessible locations according to NFPA 70 and fill them with listed sealing compound. For concealed raceways, install each fitting in a flush steel box with a blank cover plate having a finish similar to that of adjacent plates or surfaces. Install raceway sealing fittings according to NFPA 70.
- T. Install devices to seal raceway interiors at accessible locations. Locate seals so no fittings or boxes are between the seal and the following changes of environments. Seal the interior of all raceways at the following points:
1. Where conduits pass from warm to cold locations, such as boundaries of refrigerated spaces.
 2. Where an underground service raceway enters a building or structure.
 3. Where otherwise required by NFPA 70.
- U. Comply with manufacturer's written instructions for solvent welding RNC and fittings.
- V. Expansion-Joint Fittings:
1. Install in each run of aboveground RNC that is located where environmental temperature change may exceed 30 deg F and that has straight-run length that exceeds 25 feet.
 2. Install in each run of aboveground RMC and EMT conduit that is located where environmental temperature change may exceed 100 deg F and that has straight-run length that exceeds 100 feet.
 3. Install type and quantity of fittings that accommodate temperature change listed for each of the following locations:
 - a. Outdoor Locations Not Exposed to Direct Sunlight: 125 deg F temperature change.
 - b. Outdoor Locations Exposed to Direct Sunlight: 155 deg F temperature change.
 - c. Indoor Spaces Connected with Outdoors without Physical Separation: 125 deg F temperature change.
 - d. Attics: 135 deg F temperature change.
 4. Install fitting(s) that provide expansion and contraction for at least 0.00041 inch per foot of length of straight run per deg F of temperature change for PVC conduits. Install fitting(s) that provide expansion and contraction for at least 0.000078 inch per foot of length of straight run per deg F of temperature change for metal conduits.
 5. Install expansion fittings at all locations where conduits cross building or structure expansion joints.
 6. Install each expansion-joint fitting with position, mounting, and piston setting selected according to manufacturer's written instructions for conditions at specific location at time of installation. Install conduit supports to allow for expansion movement.
- W. Flexible Conduit Connections: Comply with NEMA RV 3.
1. Use FMC in dry areas not subject to physical damage.
 2. Use LFMC in damp or wet locations subject to physical damage.
 3. Use a maximum of 72 inches of flexible conduit for recessed and semi-recessed luminaires.

4. Use a maximum of 48 inches of flexible conduit for final connections to motors or equipment subject to vibration, noise transmission, or movement, and for primary and secondary connections to dry-type transformers.

3.3 SLEEVES FOR ELECTRICAL PENETRATIONS

- A. Install sleeves and sleeve seals at raceway penetrations of exterior floor and wall assemblies.
 1. Cut sleeves to length for mounting flush with both surfaces of wall.
 2. Extend sleeves installed in floors 2 inches above finished floor.
 3. Size pipe sleeves to provide 1/4 inch annular clear space around raceway, unless sleeve seal is to be installed.
- B. Use pipe sleeves unless penetration arrangement requires rectangular sleeved opening.
 1. Sleeves for rectangular openings: Galvanized sheet steel of length required to suit application.
 - a. For rectangular perimeter cross-section less than 50 inches and no side greater than 16 inches, minimum thickness shall be 0.052 inches.
 - b. For rectangular perimeter cross-section equal to or greater than 50 inches and one or more sides equal to, or greater than 16 inches, minimum thickness shall be 0.138 inches.
- C. Seal space outside of sleeves with grout for penetrations of concrete and masonry, and with approved joint compound for gypsum board assemblies.
- D. Interior Penetrations of Non-Fire-Rated Walls and Floors: Seal annular space between sleeve and raceway, using joint sealant appropriate for size, depth, and location. Refer to Division 07 Section "Joint Sealants" for materials and installation requirements.
- E. Fire-Rated Assembly Penetrations: Maintain indicated fire rating of walls, partitions, ceilings, and floors at raceway penetrations. Install sleeves with firestop materials.
- F. Aboveground Exterior Wall Penetrations: Seal penetrations using sleeves and mechanical sleeve seals. Select sleeve size to allow for 1 inch annular clear space between pipe and sleeve for installing mechanical sleeve seals.

3.4 PROTECTION

- A. Protect coatings, finishes, and cabinets from damage and deterioration.
 1. Repair damage to galvanized finishes with zinc-rich paint recommended by manufacturer.
 2. Repair damage to PVC coatings or paint finishes with matching touchup coating recommended by manufacturer.

END OF SECTION 26 0533

SECTION 26 0553
IDENTIFICATION FOR ELECTRICAL SYSTEMS

PART 1 - GENERAL

1.1 SUMMARY

- A. Section Includes:
 - 1. Identification for raceways.
 - 2. Identification of power and control cables.
 - 3. Identification for conductors.
 - 4. Miscellaneous identification products.
- B. Related Sections:
 - 1. Section 26 0500 "Electrical General Provisions".
 - 2. Section 26 0519 "Low Voltage Electrical Power Conductors and Cables".
 - 3. Section 26 0533 "Raceways and Boxes for Electrical Systems"
 - 4. Section 26 0923 "Lighting Control Devices".
 - 5. Section 26 2726 "Wiring Devices".

1.2 SUBMITTALS

- A. Product Data: For each type of electrical identification product.

1.3 QUALITY ASSURANCE

- A. Comply with ANSI A13.1.
- B. Comply with NFPA 70.
- C. Comply with 29 CFR 1910.144 and 29 CFR 1910.145.
- D. Comply with ANSI Z535.4 for safety signs and labels.
- E. Adhesive-attached labeling materials, including label stocks, laminating adhesives, and inks used by label printers, shall comply with UL 969.
- F. Perform work in accordance with NECA "Standard of Installation".

PART 2 - PRODUCTS

2.1 RACEWAY IDENTIFICATION MATERIALS

- A. Comply with ANSI A13.1 for minimum size of letters for legend and for minimum length of color field for each raceway size.
- B. Colors for Raceways Carrying Circuits at 600 V or Less:

1. Black letters on a white field.
 2. Legend: Indicate voltage and system or service type.
- C. Colors for Raceways Carrying Circuits at More Than 600 V:
1. Black letters on an orange field.
 2. Legend: "DANGER - HIGH VOLTAGE".
- D. Self-Adhesive Vinyl Labels: Preprinted, flexible labels laminated with a clear, weather- and chemical-resistant coating and matching wraparound clear adhesive tape for securing label ends. Labels sized to fit the raceway diameter, such that the clear shield overlaps the entire printed legend.
- E. Snap-Around Labels: Slit, pre-tensioned, flexible, preprinted, color-coded acrylic sleeves, with diameters sized to suit diameters of raceways they identify, and that stay in place by gripping action.

2.2 POWER AND CONTROL CABLE IDENTIFICATION MATERIALS

- A. Comply with ANSI A13.1 for minimum size of letters for legend and for minimum length of color field for each raceway size.
- B. Self-Adhesive Vinyl Labels: Preprinted, flexible labels laminated with a clear, weather- and chemical-resistant coating and matching wraparound clear adhesive tape for securing label ends. Labels sized to fit the cable diameter, such that the clear shield overlaps the entire printed legend.
- C. Write-On Tags: Polyester tags, 0.015 inch thick, with corrosion-resistant grommet and cable tie for attachment to cable.
1. Marker for Tags: Machine-printed, permanent, waterproof, black ink marker recommended by printer manufacturer.

2.3 CONDUCTOR IDENTIFICATION MATERIALS

- A. Self-Adhesive Vinyl Tape: Colored, self-adhesive, heavy duty, waterproof, fade resistant; not less than 3 mils thick by 1 to 2 inches wide; compounded for outdoor use.
- B. Self-Adhesive Vinyl Labels: Preprinted, flexible labels laminated with a clear, weather- and chemical-resistant coating and matching wraparound clear adhesive tape for securing label ends.
- C. Marker Tapes: Vinyl or vinyl-cloth, self-adhesive wraparound type, with circuit identification legend machine printed by thermal transfer or equivalent process.
- D. Write-On Tags: Polyester tags, 0.015 inch thick, with corrosion-resistant grommet and cable tie for attachment to cable.
1. Marker for Tags: Machine-printed, permanent, waterproof, black ink marker recommended by printer manufacturer.

2.4 MISCELLANEOUS IDENTIFICATION PRODUCTS

- A. Toggle switch labels shall be hot stamped or engraved machine printing with 3/16 inch high black filled letters on face of plate.

PART 3 - EXECUTION

3.1 INSTALLATION

- A. Location: Install identification materials and devices at locations for most convenient viewing without interference with operation and maintenance of equipment.
- B. Apply identification devices to surfaces that require finish after completing finish work.
- C. Self-Adhesive Identification Products: Before applying electrical identification products, clean substrates of substances that could impair bond, using materials and methods recommended by manufacturer of identification product.
- D. System Identification Color-Coding Bands for Raceways and Cables: Each color-coding band shall completely encircle cable or conduit. Place adjacent bands of two-color markings in contact, side by side. Locate bands at changes in direction, at penetrations of walls and floors, at 50-foot maximum intervals in straight runs, and at 25-foot maximum intervals in congested areas.

3.2 IDENTIFICATION SCHEDULE

- A. Accessible Raceways and Cables within Buildings: Identify the covers of each junction and pull box with self-adhesive vinyl labels containing the wiring system legend, system voltage, and panel/circuit number.
- B. Color Coding for Phase and Voltage Level Identification: Use wire insulation colors listed below for feeder and branch-circuit conductors.
 - 1. Colors for 208/120-V Circuits:
 - a. Phase A: Black.
 - b. Phase B: Red.
 - c. Phase C: Blue.
 - d. Neutral: White.
 - e. Ground: Green.
 - 2. Colors for 480/277-V Circuits:
 - a. Phase A: Brown.
 - b. Phase B: Orange.
 - c. Phase C: Yellow.
 - d. Neutral: Grey.
 - e. Ground: Green with yellow stripe.
 - 3. Color code all conductors and cables larger than color coded sizes available from manufacturer with field-applied, color-coding conductor tape: Apply in half-lapped turns for a minimum distance of 6 inches from terminal points and in boxes where splices or

taps are made. Apply last two turns of tape with no tension to prevent possible unwinding. Locate bands to avoid obscuring factory cable markings.

4. Switch loops may be any pastel color other than white, grey or green.
- C. Control Circuit Conductor Identification: Use write-on tags or self-adhesive vinyl labels with the conductor or cable designation, origin, and destination.
- D. Conductors To Be Extended in the Future: Attach write-on tags or marker tape to conductors and list source.
- E. Auxiliary Electrical Systems Conductor Identification: Identify field-installed alarm, control, communications, and signal connections.
 1. Identify conductors, cables, and terminals in enclosures and at junctions, terminals, and pull points. Identify by system and circuit designation.
 2. Use system of marker-tape designations that is uniform and consistent with system used by manufacturer for factory-installed connections.

END OF SECTION 26 0553

**SECTION 26 2726
WIRING DEVICES**

PART 1 - GENERAL

1.1 SUMMARY

- A. Section Includes:
 - 1. Toggle switches, 120/277 V, 20 A.
 - 2. Wall plates.
- B. Related Sections:
 - 1. Section 26 0500 "Common Work Results for Electrical".
 - 2. Section 26 0526 "Grounding and Bonding for Electrical Systems".
 - 3. Section 26 0533 "Raceways and Boxes for Electrical Systems".

1.2 DEFINITIONS

- A. EMI: Electromagnetic interference.
- B. Pigtail: Short lead used to connect a device to a branch-circuit conductor.

1.3 ACTION SUBMITTALS

- A. Product Data: For each type of product.
- B. Operation and Maintenance Data: For wiring devices to include in all manufacturers' packing-label warnings and instruction manuals that include labeling conditions.

1.4 QUALITY ASSURANCE

- A. Wiring Devices, Components, and Accessories: Listed and labeled as defined in NFPA 70, by a qualified testing agency, and marked for intended location and application.
- B. Source Limitations: Obtain each type of wiring device and associated wall plate from single source from single manufacturer.
- C. Comply with NFPA 70.
- D. Perform work in accordance with NECA "Standard of Installation".

1.5 COORDINATION

- A. Devices that are manufactured for use with modular plug-in connectors may be substituted under the following conditions:
 - 1. Connectors shall comply with UL 2459 and shall be made with stranding building wire.

2. Devices shall comply with the requirements in this Section.
- B. Devices for Owner-Furnished Equipment and Equipment Furnished by Others:
1. Receptacles: Match plug configuration.
 2. Cord and Plug Sets: Match equipment requirements.

PART 2 - PRODUCTS

2.1 GENERAL WIRING-DEVICE REQUIREMENTS

- A. Device Color:
1. Wiring Devices Connected to Normal Power System: Coordinate color selection with Architect, unless otherwise indicated or required by NFPA 70 or device listing.
- B. Wall Plate Color: For non-metallic covers, match device color.

2.2 MANUFACTURERS

- A. Manufacturers' Names: Abbreviations of manufacturers' names shown in parentheses.
1. Cooper Wiring Devices (Arrow Hart).
 2. Hubbell Wiring Device-Kellems (Hubbell).
 3. Leviton Manufacturing Co., Inc. (Leviton).
 4. Legrand (Pass & Seymour).

2.3 TOGGLE SWITCHES, 120/277 V, 15 A

- A. Single-Pole Switches, 120/277 V, 15 A :
1. Standards: Comply with UL 20 and FS W-S-896.
- B. Two-Pole Switches, 120/277 V, 15 A :
1. Comply with UL 20 and FS W-S-896.
 2. Description: Contact surfaces treated with a coating that kills 99.9 percent of certain common bacteria within two hours when regularly and properly cleaned.
 3. Standards: Comply with UL 20 and FS W-S-896.
- C. Three-Way Switches, 120/277 V, 15 A :
1. Comply with UL 20 and FS W-S-896.
- D. Lighted Single-Pole Switches, 120/277 V, 15 A :
1. Description: Handle illuminated when switch is on.
 2. Standards: Comply with NEMA WD 1, UL 20, and FS W-S-896.

2.4 TOGGLE SWITCHES, 120/277 V, 20 A

- A. Single-Pole Switches, 120/277 V, 20 A :
 - 1. Standards: Comply with UL 20 and FS W-S-896.
- B. Two-Pole Switches, 120/277 V, 20 A :
 - 1. Comply with UL 20 and FS W-S-896.
- C. Three-Way Switches, 120/277 V, 20 A :
 - 1. Comply with UL 20 and FS W-S-896.

2.5 WALL PLATES

- A. Single Source: Obtain wall plates from same manufacturer of wiring devices.
- B. Single and combination types shall match corresponding wiring devices.
 - 1. Plate-Securing Screws: Metal with head color to match plate finish.
 - 2. Material for Finished Spaces: Smooth, high-impact thermoplastic.
 - 3. Material for Unfinished Spaces: Galvanized steel.
 - 4. Material for Damp Locations: Cast aluminum with spring-loaded lift cover, and listed and labeled for use in wet and damp locations.
- C. Wet-Location, Weatherproof Cover Plates: NEMA 250, complying with Type 3R, weather-resistant, die-cast aluminum with lockable cover.

PART 3 - EXECUTION

3.1 INSTALLATION

- A. Comply with NECA 1, including mounting heights listed in that standard, unless otherwise indicated.
- B. Coordination with Other Trades:
 - 1. Protect installed devices and their boxes. Do not place wall finish materials over device boxes, and do not cut holes for boxes with routers that are guided by riding against outside of boxes.
- C. Conductors:
 - 1. Do not strip insulation from conductors until right before they are spliced or terminated on devices.
 - 2. Strip insulation evenly around the conductor using tools designed for the purpose. Avoid scoring or nicking of solid wire or cutting strands from stranded wire.
 - 3. The length of free conductors at outlets for devices shall comply with NFPA 70, Article 300, without pigtails.
 - 4. Existing Conductors:

- a. Cut back and pigtail, or replace all damaged conductors.
- b. Straighten conductors that remain and remove corrosion and foreign matter.
- c. Pigtailling existing conductors is permitted, provided the outlet box is large enough.

D. Device Installation:

1. Replace devices that have been in temporary use during construction and that were installed before building finishing operations were complete.
2. Keep each wiring device in its package or otherwise protected until it is time to connect conductors.
3. Do not remove surface protection, such as plastic film and smudge covers, until the last possible moment.
4. Connect devices to branch circuits using pigtails that are not less than 6 inches in length.
5. When there is a choice, use side wiring with binding-head screw terminals. Wrap solid conductor tightly clockwise, two-thirds to three-fourths of the way around terminal screw.
6. Use a torque screwdriver when a torque is recommended or required by manufacturer.
7. When conductors larger than No. 12 AWG are installed on 15- or 20-A circuits, splice No. 12 AWG pigtails for device connections.
8. Tighten unused terminal screws on the device.
9. When mounting into metal boxes, remove the fiber or plastic washers used to hold device-mounting screws in yokes, allowing metal-to-metal contact.

E. Device Plates: Do not use oversized or extra-deep plates. Repair wall finishes and remount outlet boxes when standard device plates do not fit flush or do not cover rough wall opening.

F. Arrangement of Devices: Unless otherwise indicated, mount flush, with long dimension vertical. Group adjacent switches under single, multigang wall plates.

3.2 IDENTIFICATION

- A. Comply with Section 26 0553 "Identification for Electrical Systems."

3.3 FIELD QUALITY CONTROL

- A. Test Instruments: Use instruments that comply with UL 1436.
- B. Test Instrument for Receptacles: Digital wiring analyzer with digital readout or illuminated digital-display indicators of measurement.
- C. Perform the following tests and inspections:
1. Test Instruments: Use instruments that comply with UL 1436.
- D. Wiring device will be considered defective if it does not pass tests and inspections.
- E. Prepare test and inspection reports.

END OF SECTION 26 2726

**SECTION 26 5113
INTERIOR LIGHTING**

PART 1 - GENERAL

1.1 SUMMARY

- A. Section Includes:
 - 1. Interior luminaires.
 - 2. Luminaire supports.
- B. Related Sections:
 - 1. Section 26 0500 "Electrical General Provisions".
 - 2. Section 26 0519 "Low Voltage Electrical Power Conductors and Cables".
 - 3. Section 26 0526 "Grounding and Bonding for Electrical Systems".
 - 4. Section 26 0529 "Hangers and Supports for Electrical Systems".
 - 5. Section 26 0533 "Raceways and Boxes for Electrical Systems".
 - 6. Section 26 0923 "Lighting Control Devices".

1.2 DEFINITIONS

- A. CCT: Correlated Color Temperature.
- B. CRI: Color Rendering Index.
- C. LED: Light emitting diode.
- D. LER: Luminaire efficacy rating.
- E. Lumen: Measured output of lamp and luminaire, or both.
- F. Luminaire: Complete lighting unit, including lamp, reflector, and housing.

1.3 SUBMITTALS

- A. Product Data: For each type of luminaire, arranged in order of luminaire designation. Include data on features, accessories, finishes, and the following:
 - 1. Material and physical description of luminaires including dimensions.
 - 2. LED power supplies
 - 3. Energy-efficiency data.
 - 4. Life, output (lumens, CCT, and CRI), and energy efficiency data for lamps.
 - 5. Photometric data and adjustment factors based on laboratory tests, complying with IESNA Lighting Measurements Testing & Calculation Guides, of each luminaire type. The adjustment factors shall be identical to those indicated for the luminaire as applied in this Project. Photometric data shall be certified by a qualified independent testing agency, in IESNA format, based on certified results of laboratory tests of each luminaire type identical to those indicated for the luminaire as applied in the Project.

- a. Manufacturers' Certified Data: Photometric data certified by manufacturer's laboratory with a current accreditation under the National Voluntary Laboratory Accreditation Program for Energy Efficient Lighting Products.
 - b. Testing Agency Certified Data: For indicated luminaires, photometric data certified by a qualified independent testing agency. Photometric data for remaining luminaires shall be certified by manufacturer.
- B. Shop Drawings:
 - 1. Show details of nonstandard or custom luminaires.
 - 2. Indicate dimensions, weights, method of field assembly, location and size of each field connection, mounting and attachment details, required clearances, components, features and accessories.
 - 3. For custom luminaires, modified luminaires or linear fluorescent luminaires mounted in continuous rows, submit scaled drawings prepared by the manufacturer showing all details of construction, lengths in runs, pendant or power feed locations, accessories, finishes and lists of materials.
 - 4. This Contractor shall provide the manufacturer with accurate field dimensions where required.
 - 5. Include wiring diagrams for power, signal, and control wiring. Wiring diagrams shall detail wiring for luminaires and differentiate between manufacturer installed and field installed wiring.
- C. Product Certificates shall be signed by manufacturers of luminaires certifying that products comply with requirements.
- D. Operation and Maintenance Data shall be provided for luminaires and equipment to include in emergency, operation and maintenance manuals specified in specifications section describing Operations and Maintenance Data.
- E. Field quality control test reports.
- F. Sample warranty.
- G. Special warranties if specified.
- H. Product samples complete with housing, trim, specified lamp, and 8' cord with plug shall be submitted if requested.

1.4 QUALITY ASSURANCE

- A. Electrical Components, Devices, and Accessories: Listed and labeled as defined in NFPA 70, Article 100, by a testing agency acceptable to the Authorities Having Jurisdiction, and marked for intended use.
- B. Luminaire Photometric Data Testing Laboratory Qualifications: Provided by an independent agency, with the experience and capability to conduct the testing indicated, that is an NRTL as defined by OSHA in 29 CFR 1910.7, accredited under the NVLAP for Energy Efficient Lighting Products, and complying with the applicable IES testing standards.
- C. Source Limitations: Obtain each type of product from single source from single manufacturer.
- D. Comply with NFPA 70.

- E. Perform work in accordance with NECA "Standard of Installation".

1.5 DELIVERY, STORAGE, AND HANDLING

- A. Deliver luminaires individually wrapped in factory fabricated fiberboard type containers. Parabolic louvers shall be shipped in thermally sealed polyethylene wrapper.
- B. Handle luminaires carefully to prevent breakage, denting and scouring of the luminaire finish.
- C. Store luminaires in a clean, dry space protected from weather.

1.6 COORDINATION

- A. Coordinate layout and installation of luminaires with ceiling system and other construction that penetrates ceilings or is supported by them including mechanical system, fire suppression, technology, and partition assemblies.
- B. Provide all frames, supplementary support structures, hangers, spacers, stems, aligner canopies, auxiliary junction boxes and other hardware as required for a complete and proper installation. Recessed luminaires shall have frames that are compatible with the ceiling system.

1.7 WARRANTY

- A. General Warranty for Luminaires: Manufacturer and Installer agree to repair or replace components of luminaires that fail in materials or workmanship within specified warranty period.
 - 1. Warranty Period: 10 years from date of Substantial Completion.
- B. Special Warranty for LED arrays and Drivers: Manufacturers standard form in which manufacturer of LED arrays and drivers agrees to replace components that fail in materials or workmanship within specified warranty period.
 - 1. LED arrays: 10 years from date of substantial completion.
 - 2. Drivers: 10 years from date of substantial completion.

PART 2 - PRODUCTS

2.1 MANUFACTURERS

- A. See Lighting Fixture Schedule on Drawings

2.2 GENERAL REQUIREMENTS FOR LUMINAIRES

- A. Electrical Components, Devices, and Accessories: Listed and labeled as defined in NFPA 70, by a qualified testing agency, and marked for intended location and application.
- B. Lamp base complying with ANSI C81.61 or IEC 60061-1.
- C. Recessed Luminaires: Comply with NEMA LE 4 for ceiling compatibility.

- D. Metal Parts: Free of burrs, sharp corners and edges. Metal work shall be free of tool marks and dents and shall have accurate angles bent as sharply as compatible with the gauges of the required metal. Intersections and joints shall be formed true and of adequate strength and structural rigidity to prevent any distortion after assembly. All miters shall be in accurate alignment with abutting intersection members.
- E. Sheet Metal Components: Steel unless otherwise indicated. Form and support to prevent warping and sagging. Luminaires to be painted after fabrication. Finish ferrous mounting hardware and accessories to prevent corrosion and discoloration to adjacent materials.
- F. Luminaire hardware to comply with the following material standards: For steel and aluminum luminaires, all screws, bolts, nuts and other fastening and latching hardware shall be cadmium or equivalent plated. For stainless steel luminaires, all hardware shall be stainless steel. For bronze luminaires, all hardware shall be stainless steel or bronze, unless otherwise noted.
- G. Doors, Frames, and Other Internal Access: Smooth operating, free of light leakage under operating conditions, and designed to permit relamping without use of tools. Designed to prevent doors, frames, lenses, diffusers, and other components from falling accidentally during relamping and when secured in operating position. Safety devices shall be detachable if necessary and shall not interfere with luminaire performance, maintenance or the seating of any luminaire element. Safety device shall not be visible during normal luminaire operation and from normal viewing angles.
- H. Luminaires provided shall have means for disconnection from power source during service, as required in NEC Article 410.
- I. Reflecting Surfaces: Minimum reflectance as follows, unless indicated otherwise:
 - 1. White Surfaces: 85%
 - 2. Specular Surfaces: 90%
 - 3. Diffusing Specular Surfaces: 75%
- J. Reflector cones shall adhere to the following:
 - 1. Cones designed for vertically mounted lamps shall provide a minimum of 45 degree cutoff of lamp and lamp image. Cones designed for horizontally mounted lamps shall provide a minimum of 55 degree cutoff of lamp and lamp image. These shall be no visible lamp flashing in the cone.
 - 2. Plastic material shall not be used for reflector cones, unless otherwise specified.
 - 3. Cones shall not be permanently fastened to the housing of ceiling and shall be removable without tools. Retention devices shall not deform the cone or be visible from normal viewing angles.
 - 4. Trim shall be flush to ceiling without gaps or light leaks. Where the flange trim is separate from the cone, it shall have the same finish as the reflector cone. Cones with parabolic cross louvers shall be parallel and perpendicular to adjacent walls.
 - 5. Reflector cones shall be uniform gauge, not less than 0.032" thick, high purity aluminum Alcoa 3002 alloy. Cones shall be free from spin marks or other defects.
 - 6. Manufacture cone using the Alzak process. Refer to Luminaire Schedule for cone color and finish, i.e., specular or diffuse requirements. For compact fluorescent luminaires, finish shall eliminate iridescence.
- K. Lenses, Covers, Diffusers and Globes:

1. Acrylic Lighting Diffusers: 100% virgin acrylic plastic. UV stabilized, high resistance to yellowing and other changes due to aging, exposure to heat, and UV radiation.
 - a. Lens Thickness: At least 0.125 inch minimum unless otherwise indicated.
 - b. Lenses shall have uniform brightness throughout the entire visible area.
 2. Glass: Annealed crystal glass unless otherwise indicated.
- L. Adjustable luminaires shall have positive locking devices to fix aiming angle. Luminaires shall be capable of being relamped without adjusting aiming angle.
- M. Each luminaire that has a lamp with an oval shape beam pattern or a spread lens that defines beam orientation shall contain lamp or lens locking devices to insure that lamp or lens orientation is not disturbed during lamp replacement or cleaning.
- N. All luminaires shall operate within the temperature limits of their design and as specified by UL in the applications and mounting conditions specified.
- O. Luminaires recessed in suspended ceilings where the space above the ceiling is either an air supply or return plenum shall conform to NEC Article 300-22.
- P. Provide plaster frame for recessed luminaires mounted in other than T-bar ceilings. Verify mounting with architectural reflected ceiling plan before ordering luminaires.
- Q. For weatherproof or vapor-tight installations, painted finishes of luminaires and accessories shall be weather resistant enamel using proper primers or galvanized and bonded epoxy, so that the entire assembly is completely corrosion resistant for the service intended. Exterior finishes shall have an outdoor life expectancy of not less than 20 years without any visible rust or corrosion. Where aluminum parts come in contact with bronze or steel parts, apply a coating material to both surfaces to prevent corrosion.
- R. Luminaires for use in areas designated as damp locations shall be suitable gasketed to prevent the entrance of moisture. Provide approved wire mesh screens for ventilation openings. Dissimilar metals shall be separated by non-conductive material to prevent galvanic action.
- S. Electromagnetic-Interference Filters: Factory installed to suppress conducted electromagnetic-interference according to MIL-STD-461E.
- T. Factory-Applied Labels: Comply with UL 1598. Labels shall be located where they will be readily visible to service personnel, but not seen from normal viewing angles when lamps are in place.
1. Label shall include the following characteristics:
 - a. "USE ONLY" and include specific type.
 - b. CCT and CRI for all luminaires.
- U. Luminaires shall be free of light leaks while providing sufficient ventilation of lamps to provide the required photometric performance.

2.3 LED LUMINAIRES AND DRIVERS

- A. All Luminaires:

1. Comply with IES LM-79-08 Approved Method for measuring lumen maintenance of LED light sources.
2. Comply with IES LM-80-08 Approved Method for electrical and photometric measurement of SSL product.
3. Comply with In-Situ testing for more reliable results.
4. LED's shall be Restriction of Hazardous Substances Directive (RoHS) compliant.
5. LED arrays shall be sealed, high performance, long life type; minimum 70% rated output at 50,000 hours.
6. LED luminaires shall deliver a minimum of 60 lumens per watt.
 - a. LED's shall be "Bin No. 1" quality.
7. Drivers shall be solid state and accept 120 through 277 VAC at 60 Hz input.
8. The LED light source shall be fully dimmable with use of compatible dimmers switch designated for low voltage loads.
9. LED color temperatures: CRI> 85, 2700K as noted +/- 145K.
10. LED color temperatures: CRI> 85, 4000K as noted +/- 275K.
11. LED color temperatures: CRI> 85, 5000K as noted +/- 283K.
12. Luminaires shall have internal thermal protection.
13. Luminaires shall not draw power in the off state. Luminaires with integral occupancy, motion, photo-controls, or individually addressable luminaires with external control and intelligence are exempt from this requirement. The power draw for such luminaires shall not exceed 0.5 watts when in the off state.
14. Color spatial uniformity shall be within .004 of CIE 1976 diagram.
15. Color maintenance over rated life shall be within .007 of CIE 1976.
16. Indoor luminaires shall have a minimum CRI of 85.
17. Luminaire manufacturers shall adhere to device manufacturer guidelines, certification programs, and test procedures for thermal management
18. LED package(s)/module(s)/array(s) used in qualified luminaires shall deliver a minimum 70% of initial lumens, when installed in-situ, for a minimum of 50,000 hours.
19. Luminaires shall be fully accessible from below ceiling plane for changing drivers, power supplies and arrays.

B. Power Supplies and Drivers:

1. Power Factor: 0.90 or higher
2. Maximum driver case temperature not to exceed driver manufacturer recommended in-situ operation.
3. Output operating frequency: 60Hz.
4. Interference: EMI and RFI compliant with FCC 47 CFR Part 15.
5. Total Harmonic Distortion Rating: 20% Maximum.
6. Meet electrical and thermal conditions as described in LM-80 Section 5.0.
7. Primary Current: Confirm primary current with Drawings.
8. Secondary Current: Confirm secondary current specified by individual luminaire manufacturers.
9. Compatibility: Certified by manufacturer for use with individually specified luminaire and individually specified control components.
10. Solid-state control components to be integral or external per each specified luminaire. Remote control gear to be enclosed in Class 1, Class 2, or NEMA 3R enclosures as required.

C. Controller and Control System

1. System electronics driver / controller to use coordinated communication protocols: DMX512, 0-10V, DALI, or proprietary as required

2. The Contractor to ensure that external control equipment is compatible with LED control requirements
3. Provide connector types and wiring as appropriate for un-interrupted communication between devices, considering distance maximums, field obstructions, and accessibility. Ensure that connection points are optically isolated for system noise reduction.
4. For control components that are part of overall area control system see Dimming Controls Specifications.
5. Compatibility: Certified by manufacturer for use with individually specified luminaire and individually specified power supplies and/or drivers.

2.4 LUMINAIRE SUPPORT COMPONENTS

- A. Single-Stem Hangers: 1/2-inch steel tubing with swivel ball fittings and ceiling canopy. Finish same as luminaire.
- B. Twin-Stem Hangers: 1/2-inch steel tubes with single canopy arranged to mount a single fixture. Finish shall be the same as the luminaire.
- C. Rod Hangers: 3/16-inch minimum diameter, cadmium-plated, threaded steel rod.
- D. Hook Hangers: Integrated assembly matched to luminaire, line voltage, and equipment with threaded attachment, cord, and locking-type plug.
- E. Aircraft Cable Support shall use cable, anchorages, and intermediate supports recommended by luminaire manufacturer.
- F. Hangers for pendant industrial luminaires shall be heavy duty No. 8 jack chain with hangers, "S" hooks, mounting straps, and all required accessories for complete installation.
- G. Wires: ASTM A 641/A 641M, Class 3, soft temper, zinc-coated steel, 12 gage.
- H. Wires for humid spaces shall be ASTM A 580/A 580M, composition 302 or 304, annealed stainless steel, 12 gauge.

PART 3 - EXECUTION

3.1 EXAMINATION

- A. Examine substrates, areas, and conditions for compliance with requirements for installation tolerances and other conditions affecting performance of the Work.
- B. Examine roughing-in for luminaire to verify actual locations of luminaire and electrical connections before luminaire installation.
- C. Proceed with installation only after unsatisfactory conditions have been corrected.

3.2 INSTALLATION

- A. Luminaires:

1. Install luminaires level, plumb, and square with ceilings and walls, and secure according to manufacturers written instructions and approved submittal materials, unless otherwise indicated.
 2. Comply with NECA 1.
- B. Temporary Lighting: If approved by the Architect, use permanent luminaires for temporary lighting. Install and energize the minimum number of luminaires necessary. When construction is sufficiently complete, remove the temporary luminaires; disassemble, clean, install new lamps, and reinstall luminaires.
- C. Mounting height indicated from finished floor to bottom of pendant luminaire unless otherwise noted. Verify mounting heights with Architect.
- D. Mounting height indicated to the center of the outlet box for wall mounted luminaires unless otherwise noted. Verify mounting heights with Architect.
- E. Ceiling Grid-Mounted Luminaire Supports:
1. Secure to any required outlet box.
 2. Use approved devices and support components to connect luminaire to ceiling grid and building structure in a minimum of four locations, spaced near corners of luminaire. Install luminaire support system rods or wires, independent of the ceiling suspension system. Secure luminaire to the ceiling grid tees, using approved fasteners or clips that are UL listed for the application.
 3. Luminaires of Sizes Less Than Ceiling Grid: Install as indicated on reflected ceiling plans or center in acoustical panel, and support luminaires independently with at least two 3/4-inch metal channels spanning and secured to ceiling grid tees.
- F. Suspended Luminaire Supports:
1. Sized and rated for luminaire weight.
 2. Able to maintain luminaire position after cleaning and relamping.
 3. Provide support for luminaire without causing deflection of ceiling or wall.
 4. Luminaire mounting devices shall be capable of supporting a horizontal force of 100 percent of luminaire weight and vertical force of 400 percent of luminaire weight.
 5. Pendants and Rods: Where longer than 48 inches, brace to limit swinging.
 6. Continuous Rows: Use tubing or stem for wiring at one point and tubing or rod for suspension for each unit length of luminaire chassis, including one at each end.
 7. Do not use grid as support for pendant luminaires. Connect support wires or rods to building structure.
 8. All power feeds shall originate from the same location/end of each run.
- G. Flush-Mounted Luminaire Supports:
1. Secured to outlet box.
 2. Attached to ceiling structural members at four points equally spaced around circumference of luminaire.
 3. Trim ring flush with finished surface.
- H. Wall-Mounted Luminaire Support:
1. Attach to junction box securely fastened to building structure or to manufacturer supplied mounting bracket or wall plate. Do not attach luminaires directly to gypsum board.

- I. Provide all necessary hanging or mounting devices and accessories for all luminaires. Verify the types needed for various ceiling conditions. Plaster rings shall be provided where required.
- J. Verify weight and mounting method of all luminaires prior to ordering and provide suitable support. Coordinate with General Contractor for luminaires that require additional blocking or support. Luminaire mounting assemblies shall comply with all local seismic codes and regulations.
- K. Metal decking shall not be pierced for luminaire support.
- L. Refer to architectural reflected ceiling plans for coordination of luminaire locations with mechanical, fire protection, technology and fire safety equipment. Where conflicts occur, coordinate with Architect prior to installing any of the Systems.
- M. In accessible suspended ceilings, luminaire wiring connections, including equipment grounding conductor, is to be through use of 72-inch maximum flexible conduit from a rigidly supported junction box.
- N. Wire per requirements of branch circuit installation. Properly ground each luminaire.
- O. Luminaires located in recessed ceilings with a fire resistive rating of 1 hour or more shall be enclosed in an approved fire resistive rated box equal to that of the ceiling. Acoustical ceiling tiles are not acceptable.
- P. Install luminaires with vent holes free of air blocking obstacles.
- Q. This Contractor shall be responsible for adjusting aperture flanges or rings on all recessed luminaires to be flush with the finished ceiling. Trim shall completely conceal ceiling opening.
- R. Brace suspended luminaires installed near ducts or other elements so that they do not swing into obstructions.
- S. Luminaires shall not be secured to ductwork or other Systems.
- T. Adjust variable position lampholders for proper lamp position prior to luminaire installation.
- U. Comply with requirements in Section 260519 "Low-Voltage Electrical Power Conductors and Cables" for wiring connections.

3.3 CLEANING AND ADJUSTING

- A. Remove protective plastic covers from luminaires and luminaire diffusers only after construction work, painting and clean-up are completed. Remove, clean, and reinstall all dirty lamps, reflectors and diffusers.
- B. Clean luminaires internally and externally after installation. Use methods and materials recommended by manufacturer for cleaning Alzak reflectors and other surfaces.
- C. Make final adjustment of aimable luminaires and adjustable light settings under the direction of the Architect during a scheduled period of time prior to the completion of the Project, after normal business hours if required. Include all equipment and personnel expenses including overtime required for focusing.

- D. Luminaires, reflectors, louvers and accessories which are damaged, blemished, or impregnated with fingerprints shall be replaced at this Contractor's expense. All finishes shall be unmarred upon Project completion.

3.4 IDENTIFICATION

- A. Install labels with panel and circuit numbers on concealed junction and outlet boxes. Comply with requirements for identification specified in Section 260553 "Identification for Electrical Systems."

3.5 FIELD QUALITY CONTROL

- A. Prepare a written report of tests, inspections, observations, and verifications indicating and interpreting results. If adjustments are made to lighting system, retest to demonstrate compliance with standards.
- B. Inspect each installed luminaire for damage. Replace damaged luminaires and components.
- C. Replace all inoperable luminaires at the end of construction prior to occupancy.
- D. Luminaire will be considered defective if it does not pass operation tests and inspections. Replace or repair luminaire, then retest. Repeat procedure until units operate properly.

END OF SECTION 26 5113

**SECTION 26 5600
EXTERIOR LIGHTING**

PART 1 - GENERAL

1.1 SUMMARY

A. Section Includes:

1. Exterior luminaires.
2. Accessories.
3. Luminaire supports.

B. Related Sections:

1. Section 26 0500 "Electrical General Provisions".
2. Section 26 0519 "Low Voltage Electrical Power Conductors and Cables".
3. Section 26 0526 "Grounding and Bonding for Electrical Systems".
4. Section 26 0533 "Raceways and Boxes for Electrical Systems".

1.2 DEFINITIONS

- A. CCT: Correlated Color Temperature.
- B. CRI: Color Rendering Index.
- C. LED: Light emitting diode.
- D. Lumen: Measured output of lamp and luminaire, or both.
- E. Luminaire: Complete lighting unit, including lamp, reflector, and housing.

1.3 SUBMITTALS

A. Product Data: For each type of luminaire, arranged in order of luminaire designation. Include data on features, accessories, finishes, and the following:

1. Material and physical description of luminaires including dimensions.
2. LED power supplies
3. Energy-efficiency data.
4. Photometric data based on laboratory tests, complying with IESNA Lighting Measurements Testing & Calculation Guides, of each luminaire type.
 - a. Manufacturers' Certified Data: Photometric data certified by manufacturer's laboratory with a current accreditation under the National Voluntary Laboratory Accreditation Program for Energy Efficient Lighting Products.
 - b. Testing Agency Certified Data: For indicated luminaires, photometric data certified by a qualified independent testing agency. Photometric data for remaining luminaires shall be certified by manufacturer.

B. Shop Drawings:

1. Show details of nonstandard or custom luminaires.
2. Indicate dimensions, weights, method of field assembly, location and size of each field connection, mounting and attachment details, required clearances, components, features and accessories.
3. For custom luminaires or modified luminaires, submit scaled drawings prepared by the manufacturer showing all details of construction, pendant or power feed locations, accessories, finishes and lists of materials.
4. This Contractor shall provide the manufacturer with accurate field dimensions where required.
5. Include wiring diagrams for power, signal, and control wiring. Wiring diagrams shall detail wiring for luminaires and differentiate between manufacturer installed and field installed wiring.

C. Product Certificates shall be signed by manufacturers of luminaires certifying that products comply with requirements.

D. Operation and Maintenance Data shall be provided for luminaires and equipment to include in emergency, operation and maintenance manuals specified in specifications section describing Operations and Maintenance Data.

E. Field quality control test reports.

F. Sample warranty.

G. Special warranties if specified.

1.4 QUALITY ASSURANCE

A. Electrical Components, Devices, and Accessories: Listed and labeled as defined in NFPA 70, Article 100, by a testing agency acceptable to the Authorities Having Jurisdiction, and marked for intended use.

B. Luminaire Photometric Data Testing Laboratory Qualifications: Provided by an independent agency, with the experience and capability to conduct the testing indicated, that is an NRTL as defined by OSHA in 29 CFR 1910.7, accredited under the NVLAP for Energy Efficient Lighting Products, and complying with the applicable IES testing standards.

C. Source Limitations: Obtain each type of product from single source from single manufacturer.

D. Comply with NFPA 70.

E. Perform work in accordance with NECA "Standard of Installation".

1.5 DELIVERY, STORAGE, AND HANDLING

A. Protect finishes of exposed surfaces by applying a strippable, temporary protective covering prior to shipping.

1.6 COORDINATION

- A. Mark locations of exterior luminaires for approval by Architect prior to the start of luminaire installation.

1.7 WARRANTY

- A. General Warranty for Luminaires: Manufacturer and Installer agree to repair or replace components of luminaires that fail in materials or workmanship within specified warranty period.
 - 1. Warranty Period: 10 years from date of Substantial Completion.
- B. Special Warranty for LED arrays and Drivers: Manufacturers standard form in which manufacturer of LED arrays and drivers agrees to replace components that fail in materials or workmanship within specified warranty period.
 - 1. LED arrays: 10 years from date of substantial completion.
 - 2. Drivers: 10 years from date of substantial completion.

PART 2 - PRODUCTS

2.1 MANUFACTURERS

- A. See Lighting Fixture Schedule on Drawings

2.2 GENERAL REQUIREMENTS FOR LUMINAIRES

- A. Luminaires shall comply with UL 1598 and be listed and labeled for installation in wet locations by an NRTL acceptable to Authorities Having Jurisdiction.
- B. Comply with IESNA RP-8 for parameters of lateral light distribution patterns indicated for luminaires.
- C. Comply with IESNA TM-15-07 Luminaire Classification System for Outdoor Luminaires.
- D. Metal Parts: Free of burrs and sharp corners and edges.
- E. Housings: Rigidly formed, weather- and light-tight enclosures that will not warp, sag, or deform in use. Provide filter/breather for enclosed luminaires.
- F. Doors, Frames, and Other Internal Access: Smooth operating, free of light leakage under operating conditions, and designed to permit relamping without use of tools. Designed to prevent doors, frames, lenses, diffusers, and other components from falling accidentally during relamping and when secured in operating position. Doors shall be removable for cleaning or replacing lenses.
- G. Exposed Hardware Material: Stainless steel.
- H. Plastic Parts: High resistance to yellowing and other changes due to aging, exposure to heat, and UV radiation.

- I. Light Shields: Metal baffles, factory installed and field adjustable, arranged to block light distribution to indicated portion of normally illuminated area or field.
- J. Optical assemblies: full cutoff with zero uplight, "dark sky" compliant. LED assemblies shall comply with BUG rating system.
- K. Reflecting surfaces shall have minimum reflectance as follows, unless otherwise indicated:
 - 1. White Surfaces: 85 percent.
 - 2. Specular Surfaces: 90 percent.
 - 3. Diffusing Specular Surfaces: 75 percent.
- L. Lenses and Refractors Gaskets: Use heat- and aging-resistant resilient gaskets to seal and cushion lenses and refractors in luminaire doors.
- M. Luminaire Finish: Manufacturer's standard paint applied to factory-assembled and -tested luminaire before shipping. Where indicated, match finish process and color of pole or support materials.
- N. Factory-Applied Finish for Aluminum luminaires: Comply with NAAMM's "Metal Finishes Manual for Architectural and Metal Products" for recommendations for applying and designating finishes.
 - 1. Finish designations prefixed by AA comply with the system established by the Aluminum Association for designating aluminum finishes.
 - 2. Finish: premium 5 stage TGIC polyester powder coat paint.
 - a. Color: See Luminaire Schedule.
- O. Outdoor Wall Mounted Area luminaires:
 - 1. Shall have minimum 52 lumens per watt.
 - 2. No more than 48% of the total luminaire output shall be within the forward 60-80° zone.
 - 3. No more than 3% of the total luminaire output shall be in the forward 80-90° zone.
 - 4. No light at or above horizontal 90-180° zone.

2.3 LED DRIVERS AND ARRAYS

- A. UL 1598 listing.
- B. LED arrays shall have LED's that produce minimum 55 lumens/watt when operated at 350mA.
 - 1. Lumen Depreciation Data: At 40 deg C ambient, the L70 hours shall be 50,000 at 520 mA driver.
 - 2. LED color: neutral white, 4100 deg K, CRI of 75.
- C. Drivers shall accept 120 through 480 volts, 50/60 Hz.
- D. The housing shall have an integral thermal management system with extruded aluminum radiation fins and lateral airways.
- E. Comply with IES LM-79-08 and LM-90-08 Approved Methods.
- F. Comply with In-Situ testing for more reliable results.

- G. LED's shall be Restriction of Hazardous Substances Directive (RoHS) compliant.

2.4 GENERAL REQUIREMENTS FOR POLES AND SUPPORT COMPONENTS

- A. Structural Characteristics: Comply with AASHTO LTS-4-M.
 - 1. Wind-Load Strength of Poles: Adequate at indicated heights above grade without failure, permanent deflection, or whipping in steady winds of speed indicated in "Structural Analysis Criteria for Pole Selection" Article, with a gust factor of 1.3.
 - 2. Strength Analysis: For each pole, multiply the actual equivalent projected area of luminaires and brackets by a factor of 1.1 to obtain the equivalent projected area to be used in pole selection strength analysis.
- B. Luminaire Attachment Provisions: Comply with luminaire manufacturers' mounting requirements. Use stainless-steel fasteners and mounting bolts unless otherwise indicated.
- C. Mountings, Fasteners, and Appurtenances: Corrosion-resistant items compatible with support components.
 - 1. Materials: Shall not cause galvanic action at contact points.
 - 2. Anchor Bolts, Leveling Nuts, Bolt Caps, and Washers: Hot-dip galvanized after fabrication unless otherwise indicated.
 - 3. Anchor-Bolt Template: Plywood or steel.
- D. Handhole: Oval-shaped, with minimum clear opening of 2-1/2 by 5 inches with cover secured by stainless-steel captive screws.

PART 3 - EXECUTION

3.1 EXAMINATION

- A. Examine substrates, areas, and conditions for compliance with requirements for installation tolerances and other conditions affecting performance of the Work.
- B. Examine roughing-in for luminaire electrical conduit to verify actual locations of conduit connections before luminaire installation.
- C. Examine walls, roofs, canopy ceilings and overhang ceilings for suitable conditions where luminaires will be installed.
- D. Proceed with installation only after unsatisfactory conditions have been corrected.

3.2 CORROSION PREVENTION

- A. Aluminum: Do not use in contact with earth or concrete. When in direct contact with a dissimilar metal, protect aluminum by insulating fittings or treatment.
- B. Steel Conduits: Comply with Section 26 0533 "Raceways and Boxes for Electrical Systems." In concrete foundations, wrap conduit with 0.010-inch-thick, pipe-wrapping plastic tape applied with a 50 percent overlap.

3.3 FIELD QUALITY CONTROL

- A. Inspect each installed luminaire for damage. Replace damaged luminaires and components.
- B. Replace all burned out or inoperative LED arrays at time of Substantial Completion, prior to Owner occupancy.
- C. Perform the following tests and inspections:
 - 1. Operational Test: After installing luminaires, switches, and accessories, and after electrical circuitry has been energized, test units to confirm proper operation.
 - 2. Verify operation of photoelectric controls.
- D. Malfunctioning Luminaires and Components: Replace or repair, then retest. Repeat procedure until units operate properly.
- E. Illumination Tests:
 - 1. Measure light intensities at night. Use photometers with calibration referenced to NIST standards. Comply with the following IESNA testing guide(s):
 - a. IES LM-5 "Guide for Photometric Measurements of Area and Sports Lighting Installations".
 - b. IES LM-50 "Guide for Photometric Measurement of Roadway Lighting Installations".
 - c. IES LM-52 "Guide for Photometric Measurements of Roadway Sign Installations".
 - d. IES LM-64 "Guide for Photometric Measurements of Parking Areas".
 - e. IES LM-72 "Directional Positioning of Photometric Data".
- F. Prepare a written report of tests, inspections, observations, and verifications indicating and interpreting results. If adjustments are made to lighting system, retest to demonstrate compliance with standards.

END OF SECTION 26 5600