CDB - PROJECT NUMBER 546-280-013
PHASE I

REPAIR AND REPLACE HVAC SYSTEMS, INTERIOR RENOVATION, UPGRADE ELECTRICAL AND PLUMBING SYSTEMS
DEPARTMENT OF MILITARY AFFAIRS
THE ARMORY QUINCY (H2902)
QUINCY READINESS CENTER
QUINCY, ADAMS COUNTY, ILLINOIS

FOR:
STATE OF ILLINOIS
CAPITAL DEVELOPMENT BOARD

USING AGENCY:
DEPARTMENT OF MILITARY AFFAIRS

BY:
ARCHITECHNICS
510 MAINE STREET, 10TH FLOOR
QUINCY, IL 62301
(217) 222-0554

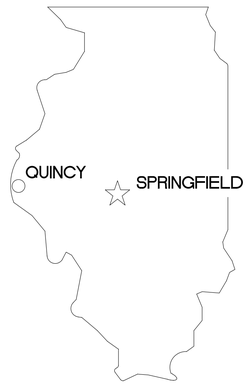

STATE LOCATION PLAN

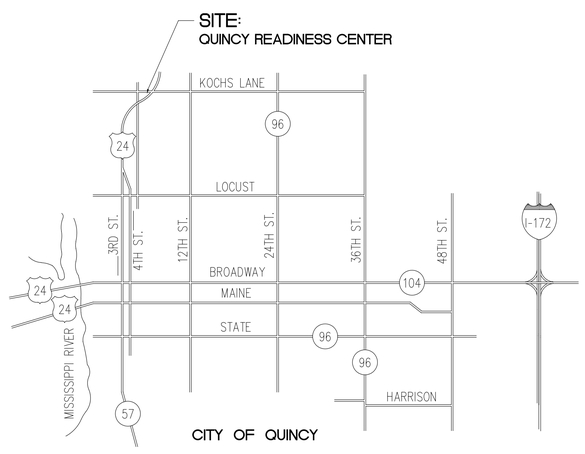

AREA LOCATION MAP
N.T.S.

NORTH

INDEX OF DRAWINGS

G001	TITLE
A101	ARCHITECTURAL PLAN
A102	ENLARGED ARCHITECTURAL PLANS - BASE BID
A103	ENLARGED ARCHITECTURAL PLANS - ALTERNATE BIDS
ASB101	ASBESTOS ABATEMENT PLANS
P101	PLUMBING PLAN
P102	ENLARGED PLUMBING PLANS - BASE BID
P103	ENLARGED PLUMBING PLANS - ALTERNATE BIDS
HD101	HEATING DEMOLITION PLAN
H101	HEATING PLAN
H102	HEATING SCHEDULES / DETAILS
V101	VENTILATION PLAN
V102	VENTILATION SCHEDULES / DETAILS
ED101	ELECTRICAL DEMOLITION PLAN
E101	ELECTRICAL PLAN
E102	EXISTING PANELBOARD SCHEDULES

GENERAL NOTES

1. CONTRACTOR TO VERIFY ALL DIMENSIONS.
2. ANY DISCREPANCIES BETWEEN STATED AND EXISTING CONDITIONS SHALL BE REPORTED IMMEDIATELY TO THE ARCHITECT.
3. DISCREPANCIES OR CONFLICTS BETWEEN SPECIFICATIONS AND DRAWINGS SHALL BE MADE KNOWN TO THE ARCHITECT FOR CLARIFICATION.
4. THE CONTRACTOR SHALL BE RESPONSIBLE FOR PROTECTING THOSE AREAS TO REMAIN UNDISTURBED DURING CONSTRUCTION.
5. THE CONTRACTOR SHALL TAKE NECESSARY PRECAUTIONS, AS PER THE WRITTEN SPECIFICATIONS, TO MAINTAIN SAFETY AT THE CONSTRUCTION SITE, AND HE IS SOLELY RESPONSIBLE FOR SAFETY MEASURES. THE CONTRACTOR IS ALSO SOLELY RESPONSIBLE FOR CONSTRUCTION MEANS, METHODS, AND TECHNIQUES REGARDING EXECUTION OF THE WORK.
6. THE CONTRACTOR SHALL CONFORM TO ALL LOCAL AND STATE CODES AND RECEIVE LOCAL AND STATE APPROVAL WHERE NECESSARY PRIOR TO CONSTRUCTION.
7. THE CONTRACTOR SHALL GIVE ALL NECESSARY NOTICES AND OBTAIN ALL PERMITS AND PAY ALL LEGAL FEES. HE SHALL ALSO COMPLY WITH ALL CITY, COUNTY, AND STATE BUILDING LAWS, ORDINANCES, OR REGULATIONS.
8. THE CONTRACTOR SHALL BE RESPONSIBLE FOR ANY DAMAGE DONE TO THE PREMISES OR ADJACENT PREMISES, OR INJURIES TO THE PUBLIC DURING THE CONSTRUCTION OF THE WORK, CAUSED BY HIMSELF, HIS SUBCONTRACTORS, OR THE CARELESSNESS OF ANY OF HIS EMPLOYEES.
9. THE CONTRACTOR MUST UNDERSTAND THAT THE WORK IS ENTIRELY AT HIS RISK UNTIL SAME IS ACCEPTED, AND HE WILL BE HELD RESPONSIBLE FOR ITS SAFETY.
10. THE CONTRACTOR SHALL FURNISH AND INSTALL ALL NECESSARY TEMPORARY MEASURES FOR THE PROTECTION OF THE WORK, INCLUDING BARRICADES, WARNING SIGNS, LIGHTS, ETC.

ISSUED FOR BID

NOTE: CONTRACTOR SHALL OBTAIN AND VERIFY ALL DIMENSIONS AND CONDITIONS AT JOB SITE AND BE FULLY RESPONSIBLE FOR SAME.

REVISIONS					
NO.	DATE	REMARKS	DRAWN	PREPARED	CURRENT DATE: 1/10/2020
			TRACED	APPROVED	ISAAC D. MILLER, 062-061029, REGISTERED PROFESSIONAL ENGINEER OF ILLINOIS
			CHECKED	APPROVED	LICENSE EXP.: 11/30/2021

ARCHITECT OF RECORD:
ARCHITECHNICS
510 MAINE STREET, 10TH FLOOR
QUINCY, IL 62301
ARCHITECHNICS PROJECT NUMBER 5837

State of Illinois
JB PRITZKER, GOVERNOR
Illinois Capital Development Board

TITLE
REPAIR AND REPLACE HVAC SYSTEMS, INTERIOR RENOVATION, UPGRADE ELECTRICAL AND PLUMBING SYSTEMS
DEPARTMENT OF MILITARY AFFAIRS
QUINCY READINESS CENTER
QUINCY, ADAMS COUNTY, ILLINOIS

PROJECT NO. 546-280-013
DATE 3/20/2020
SHEET NO. G001
OF (16) SHEETS

GENERAL NOTES

1. CONTRACTOR SHALL VERIFY ALL DIMENSIONS AND EXISTING CONDITIONS.

2. COORDINATE ALL WORK WITH ALL TRADES, INCLUDING MECHANICAL, PLUMBING AND ELECTRICAL.

3. AFTER DEMOLITION, THE CONTRACTOR SHALL CLEAN AREA FOR INSTALLATION OF NEW MATERIAL.

4. ARCHITECHNICS SHALL NOT BE RESPONSIBLE FOR NOR HAVE CONTROL OR CHARGE OF CONSTRUCTION MEANS, METHODS, TECHNIQUES, SEQUENCES OR PROCEDURES FOR THE SAFETY PRECAUTIONS AND PROGRAMS IN CONNECTION WITH THIS PROJECT, AND SHALL NOT BE RESPONSIBLE FOR CONTRACTOR'S FAILURE TO CARRY OUT HIS WORK IN ACCORDANCE WITH THE CONTRACT DOCUMENTS.

5. ARCHITECHNICS SHALL NOT BE RESPONSIBLE FOR, NOR HAVE CONTROL OVER, THE ACTS OR OMISSIONS OF THE CONTRACTOR, SUBCONTRACTORS, ANY OF THEIR AGENTS, OR EMPLOYEES, OR ANY OTHER PERSONS PERFORMING ANY OF THE WORK, OR FOR THE FAILURE OF ANY OF THEM TO CARRY OUT THE WORK IN ACCORDANCE WITH THE CONTRACT DOCUMENTS.

6. THE CONTRACTOR SHALL PROVIDE AND BE RESPONSIBLE FOR ALL TEMPORARY SHORING AND BRACING REQUIRED FOR THE CONSTRUCTION OF THIS PROJECT. ALL SHORING AND BRACING MEMBERS AND CONNECTIONS SHALL BE OF SUFFICIENT STRENGTH TO SUPPORT THE IMPOSED LOADS. TEMPORARY MEMBERS AND CONNECTIONS SHALL NOT BE REMOVED UNTIL PERMANENT MEMBERS ARE IN PLACE AND FINAL CONNECTIONS ARE MADE.

7. CONTRACTOR SHALL VERIFY IN FIELD ALL DIMENSIONS, ELEVATIONS, AND MEMBER SIZES AS SHOWN ON THE CONTRACT DRAWINGS FOR THE EXISTING CONSTRUCTION, PRIOR TO THE DETAILING OR FABRICATION OF ANY NEW STRUCTURAL ELEMENT. CONTRACTOR SHALL DOCUMENT ANY CONSTRUCTION-RELATED DISCREPANCIES. CONTRACTOR SHALL FURNISH THE ABOVE INFORMATION IN THE FORM OF DETAILED SKETCHES TO THE ARCHITECT/STRUCTURAL ENGINEER FOR REVIEW .

8. ALL DETAILS, SECTIONS, AND NOTES ON THE DRAWINGS ARE INTENDED TO BE TYPICAL FOR SIMILAR SITUATIONS ELSEWHERE, UNLESS OTHERWISE NOTED.

9. PROTECT EXISTING CONSTRUCTION FROM DAMAGE AS REQUIRED DURING DEMOLITION AND NEW CONSTRUCTION.

10. ALL COLORS AND FINISHES TO BE SELECTED BY THE OWNER.

ARCHITECTURAL PLAN

SCALE: 1/8" = 1'-0"

0 1' 2' 4' 8'

NORTH

ISSUED FOR BID

NOTE: CONTRACTOR SHALL OBTAIN AND VERIFY ALL DIMENSIONS AND CONDITIONS AT JOB SITE AND BE FULLY RESPONSIBLE FOR SAME.

REVISIONS

NO.	DATE	REMARKS

DRAWN	PREPARED
TRACED	APPROVED
CHECKED	APPROVED

CURRENT DATE: 1/10/2020

ISAAC D. MILLER
062-061029
REGISTERED PROFESSIONAL ENGINEER OF ILLINOIS

LICENSE EXP.: 11/30/2021

ARCHITECT OF RECORD:

ARCHITECHNICS
510 MAINE STREET, 10TH FLOOR
QUINCY, IL 62301

ARCHITECHNICS PROJECT NUMBER 5837

State of Illinois
JB PRITZKER, GOVERNOR
Illinois Capital Development Board

ARCHITECTURAL PLAN

REPAIR AND REPLACE HVAC SYSTEMS, INTERIOR
RENOVATION, UPGRADE ELECTRICAL AND PLUMBING SYSTEMS
DEPARTMENT OF MILITARY AFFAIRS
QUINCY READINESS CENTER
QUINCY, ADAMS COUNTY, ILLINOIS

PROJECT NO. 546-280-013

DATE 3/20/2020

SHEET NO. A101

OF (16) SHEETS

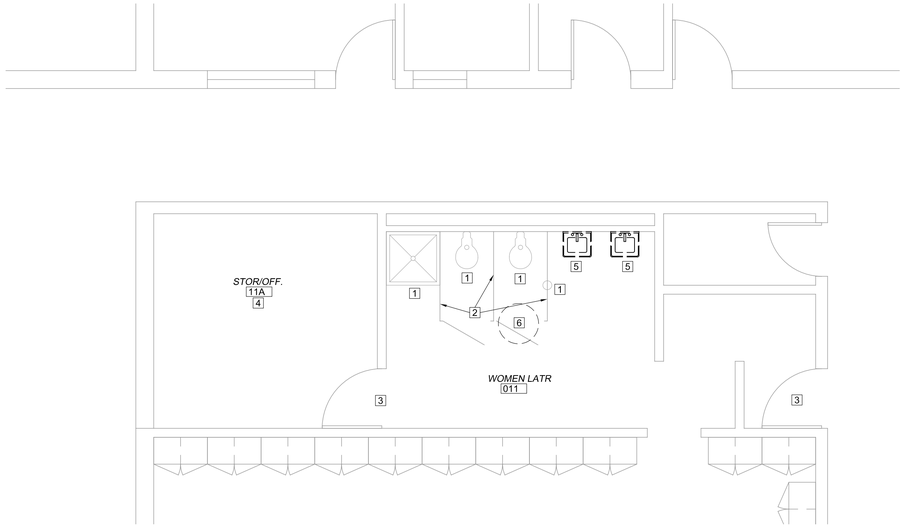

DETAIL A102-1
ENLARGED WOMEN LATR. DEMOLITION PLAN

SCALE: 1/4" = 1'-0"

0 1' 2' 4' 8'

NORTH

ARCHITECTURAL DEMOLITION NOTES

1. EXISTING PLUMBING FIXTURES TO REMAIN
2. EXISTING TOILET PARTITIONS TO REMAIN
3. EXISTING DOOR AND FRAME TO REMAIN
4. NO WORK REQUIRED IN THIS ROOM
5. EXISTING PLUMBING FIXTURE TO BE REMOVED, SEE PLUMBING DWGS.
6. EXISTING EXHAUST FAN TO BE REMOVED, SEE HEATING DWGS.

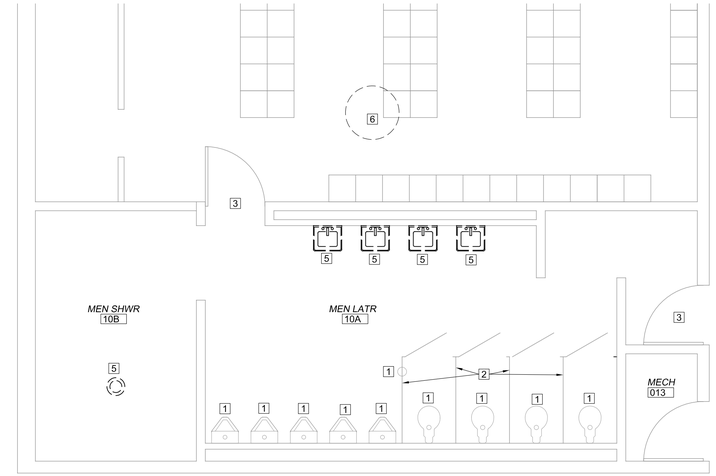

DETAIL A102-3
ENLARGED MEN LATR. DEMOLITION PLAN

SCALE: 1/4" = 1'-0"

0 1' 2' 4' 8'

NORTH

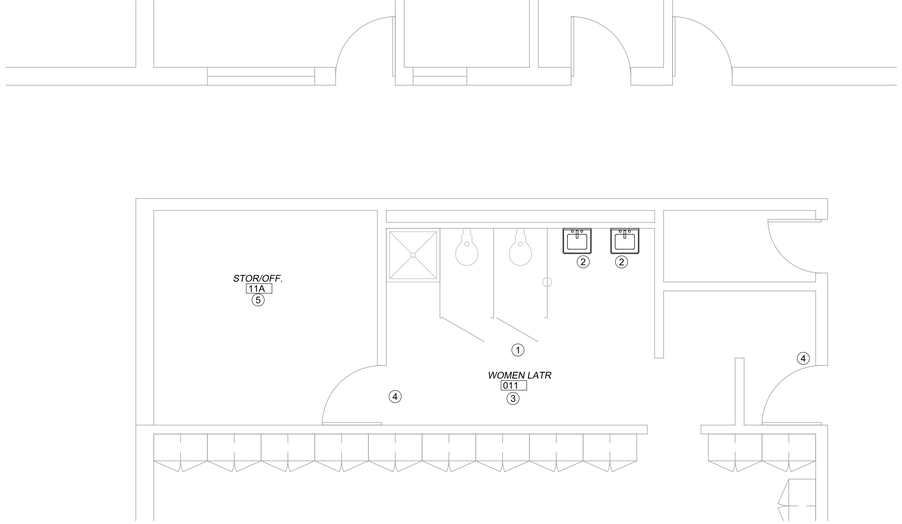

DETAIL A102-2
ENLARGED WOMEN LAT. PLAN

SCALE: 1/4" = 1'-0"

0 1' 2' 4' 8'

NORTH

ARCHITECTURAL NOTES

1. REMOVE EXISTING ROOF CURB AT LOCATION OF DEMOLISHED EXHAUST FAN AND COORDINATE INSTALLATION AND FLASHING OF NEW EXHAUST FAN ROOF CURBS.
2. NEW LAVATORY, SEE PLUMBING DWGS.
3. NEW PAINT FINISH AT ALL WALLS AND CEILINGS IN THIS ROOM - REMOVE AND REINSTALL WALL MOUNTED TOILET ROOM ACCESSORIES AS REQUIRED
4. PAINT EXISTING DOOR AND FRAME THIS SIDE OF ROOM ONLY
5. NO WORK REQUIRED IN THIS ROOM
6. NEW SHOWER STATION, SEE PLUMBING DWGS.

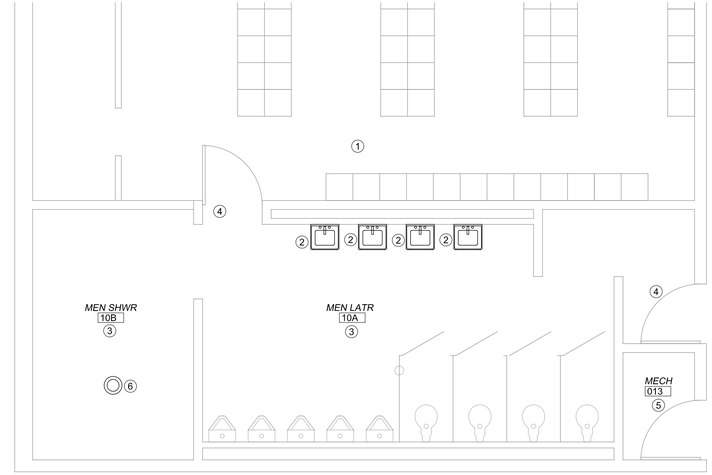

DETAIL A102-4
ENLARGED MEN LAT. PLAN

SCALE: 1/4" = 1'-0"

0 1' 2' 4' 8'

NORTH

ISSUED FOR BID

NOTE: CONTRACTOR SHALL OBTAIN AND VERIFY ALL DIMENSIONS AND CONDITIONS AT JOB SITE AND BE FULLY RESPONSIBLE FOR SAME.

REVISIONS					
NO.	DATE	REMARKS	DRAWN	PREPARED	CURRENT DATE: 1/10/2020
			TRACED	APPROVED	LICENSE EXP.: 11/30/2021
			CHECKED	APPROVED	

ISAAC D. MILLER 062-061029 REGISTERED PROFESSIONAL ENGINEER OF ILLINOIS

ARCHITECT OF RECORD:

ARCHITECHNICS
510 MAINE STREET, 10TH FLOOR
QUINCY, IL 62301

ARCHITECHNICS PROJECT NUMBER 5837

Capital Development Board

State of Illinois
JB PRITZKER, GOVERNOR
Illinois Capital Development Board

ENLARGED ARCHITECTURAL PLANS - BASE BID

REPAIR AND REPLACE HVAC SYSTEMS, INTERIOR RENOVATION, UPGRADE ELECTRICAL AND PLUMBING SYSTEMS
DEPARTMENT OF MILITARY AFFAIRS
QUINCY READINESS CENTER
QUINCY, ADAMS COUNTY, ILLINOIS

PROJECT NO. 546-280-013
DATE 3/20/2020
SHEET NO. A102
OF (16) SHEETS

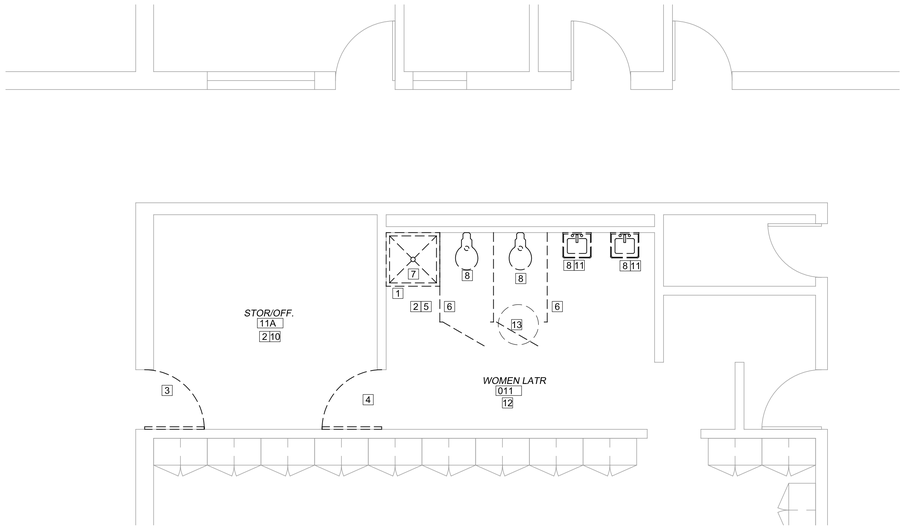

ALT. BID G-1 DETAIL A103-1
ENLARGED WOMEN LATR. DEMOLITION PLAN

SCALE: 1/4" = 1'-0"

0 1' 2' 4' 8'

NORTH

ARCHITECTURAL DEMOLITION NOTES

1. REMOVE EXISTING SHOWER CURB AND PATCH FLOOR AS REQUIRED.
2. REMOVE AND PATCH CEILING AS REQUIRED FOR PLUMBING PIPING INSTALLATION.
3. REMOVE EXISTING DOOR AND FRAME
4. REMOVE EXISTING DOOR, FRAME TO REMAIN
5. REMOVE AND PATCH FLOOR AS REQUIRED FOR NEW PLUMBING PIPING INSTALLATION.
6. REMOVE EXISTING TOILET PARTITIONS, PATCH WALL AND FLOOR AS REQUIRED.
7. REMOVE EXISTING SHOWER. PATCH WALL AND FLOOR AS REQUIRED.
8. REMOVE EXISTING PLUMBING FIXTURE, SEE PLUMBING DWGS.
9. EXISTING CEILING IN THIS ROOM TO BE REMOVED
10. REMOVE EXISTING CONCRETE SLAB IN THIS ROOM IN ITS ENTIRETY, PREPARE EXISTING BASE FOR NEW CONCRETE SLAB
11. EXISTING WALL MOUNTED MIRRORS TO BE REMOVED AND REINSTALLED BY G.C.
12. EXISTING TOILET ROOM ACCESSORIES (PAPER TOWEL DISPENSER, SOAP DISPENSER, ETC.) TO BE REMOVED
13. BASE BID - EXISTING EXHAUST FAN TO BE REMOVED

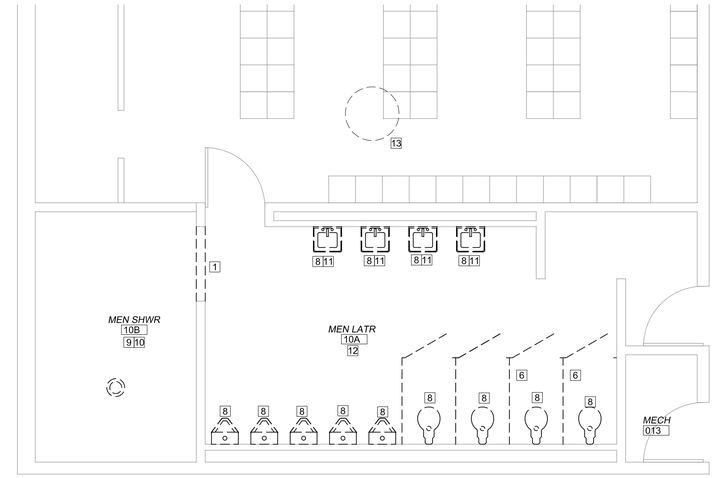

ALT. BID G-2 DETAIL A103-3
ENLARGED MEN LATR. DEMOLITION PLAN

SCALE: 1/4" = 1'-0"

0 1' 2' 4' 8'

NORTH

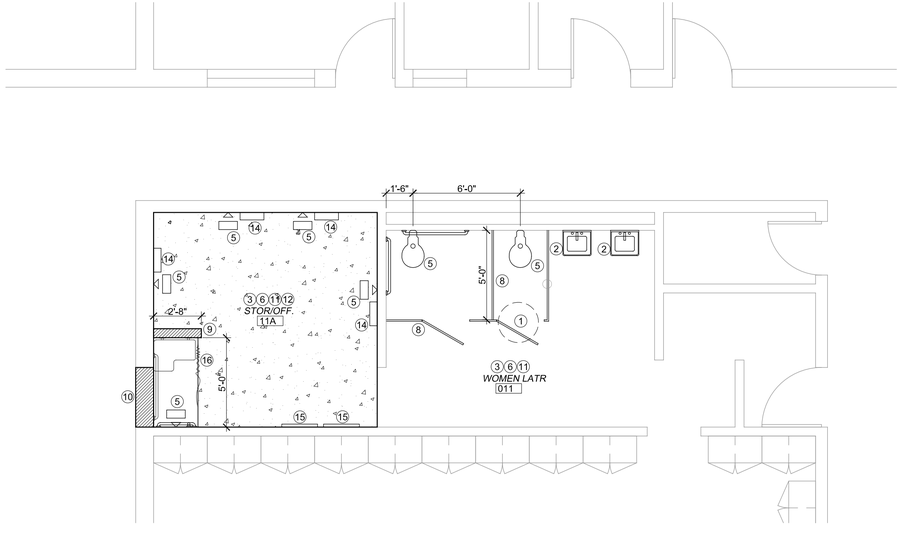

ALT. BID G-1 DETAIL A103-2
ENLARGED WOMEN LAT. PLAN

SCALE: 1/4" = 1'-0"

0 1' 2' 4' 8'

NORTH

ARCHITECTURAL NOTES

1. BASE BID - REMOVE EXISTING ROOF CURB AT LOCATION OF DEMOLISHED EXHAUST FAN AND COORDINATE INSTALLATION AND FLASHING OF NEW EXHAUST FAN ROOF CURBS.
2. NEW LAVATORY, SEE PLUMBING DWGS.
3. NEW PAINT FINISH AT ALL WALLS AND CEILINGS IN THIS ROOM - REMOVE AND REINSTALL WALL MOUNTED TOILET ROOM ACCESSORIES AS REQUIRED
4. PAINT EXISTING DOOR AND FRAME THIS SIDE OF ROOM ONLY
5. NEW PLUMBING FIXTURE, SEE PLUMBING DWGS.
6. NEW EPOXY FLOOR COATING IN THIS ROOM, SEE SPEC. 09 9000
7. NEW S.A.T. CEILING IN THIS ROOM, SEE SPEC. 09 5000
8. NEW METAL TOILET PARTITIONS, SEE SPEC. 10 1500
9. NEW 6" NOM. C.M.U. PARTITION, TIGHT TO UNDERSIDE OF CEILING, PAINT FINISH
10. NEW C.M.U. INFILL PARTITION, MATCH EXISTING WALL THICKNESS, PAINT FINISH TO MATCH BOTH SIDES - PROVIDE ADDITIONAL GROUT AS REQUIRED AT EXISTING BULLNOSE EDGES
11. NEW TOILET ACCESSORIES TO BE PROVIDED BY OWNER AND INSTALLED BY CONTRACTOR
12. NEW 5" CONCRETE SLAB ON GRADE REINF. W/ 6x6 - W2.1xW2.1 W.W.F. OVER 15 MIL VAPOR BARRIER ATOP 6" COMPACTED GRANULAR FILL OVER COMPACTED SUBGRADE - SLOPE FOR POSITIVE DRAINAGE TO ALL NEW FLOOR DRAINS
13. NEW PAINT FINISH FOR ALL WALLS IN THIS ROOM
14. PROVIDE WALL MOUNTED SHELF AT EACH SHOWER STATION, SEE SPEC. 10 8200
15. WALL MOUNTED HOOK STRIP, SEE SPEC. 10 8200
16. NEW SHOWER CURTAIN ROD, SEE SPEC. 10 8200 - CURTAIN PROVIDED BY OWNER

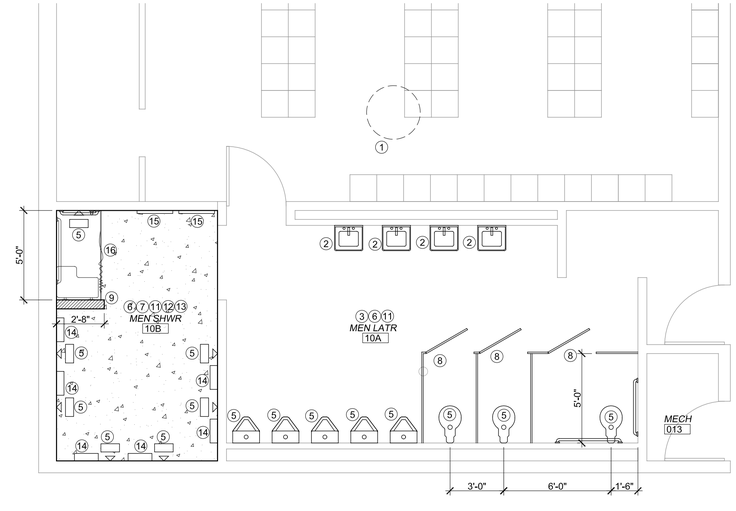

ALT. BID G-2 DETAIL A103-4
ENLARGED MEN LAT. PLAN

SCALE: 1/4" = 1'-0"

0 1' 2' 4' 8'

NORTH

ISSUED FOR BID

NOTE: CONTRACTOR SHALL OBTAIN AND VERIFY ALL DIMENSIONS AND CONDITIONS AT JOB SITE AND BE FULLY RESPONSIBLE FOR SAME.

REVISIONS					
NO.	DATE	REMARKS	DRAWN	PREPARED	CURRENT DATE: 1/10/2020
			TRACED	APPROVED	ISAAC D. MILLER 062-061029 REGISTERED PROFESSIONAL ENGINEER OF ILLINOIS
			CHECKED	APPROVED	LICENSE EXP.: 11/30/2021

ARCHITECT OF RECORD:

ARCHITECHNICS
510 MAINE STREET, 10TH FLOOR
QUINCY, IL 62301

ARCHITECHNICS PROJECT NUMBER 5837

State of Illinois
JB PRITZKER, GOVERNOR
Illinois Capital Development Board

ENLARGED ARCHITECTURAL PLANS - ALT. BIDS G-1, G-2

REPAIR AND REPLACE HVAC SYSTEMS, INTERIOR RENOVATION, UPGRADE ELECTRICAL AND PLUMBING SYSTEMS
DEPARTMENT OF MILITARY AFFAIRS
QUINCY READINESS CENTER
QUINCY, ADAMS COUNTY, ILLINOIS

PROJECT NO. 546-280-013
DATE 3/20/2020
SHEET NO. A103
OF (16) SHEETS

DEMOLITION NOTES

1. ABATE ASBESTOS CONTAINING AHU FLEXIBLE DUCT CONNECTIONS. SEE SPECS 02 26 25.
2. ABATE ASBESTOS CONTAINING BOILER GASKETS, SEALS AND BOILER INSULATION. SEE SPECS 02 26 25.

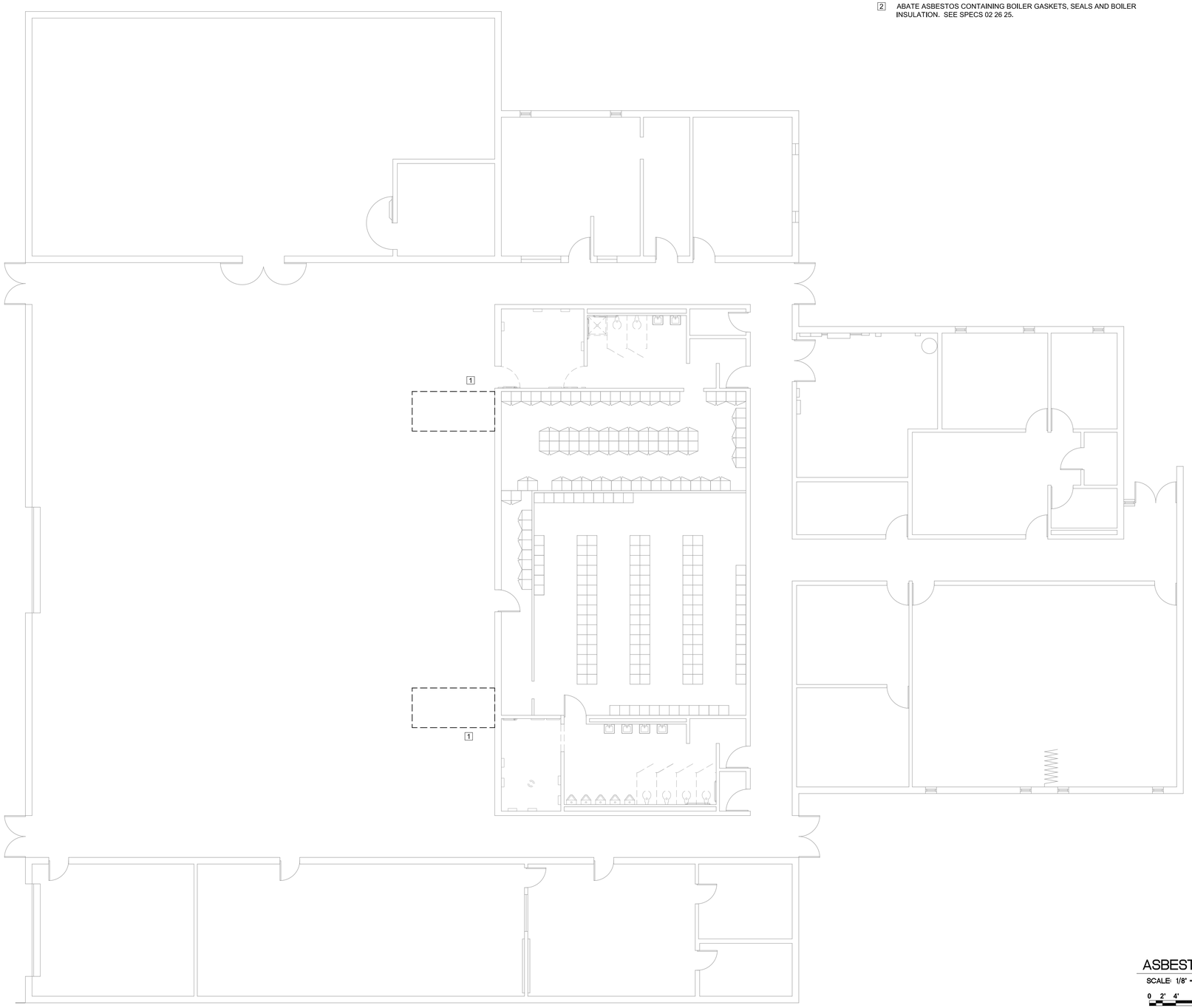

ASBESTOS ABATEMENT PLAN

SCALE: 1/8" = 1'-0"

0 2' 4' 8' 16'

NORTH

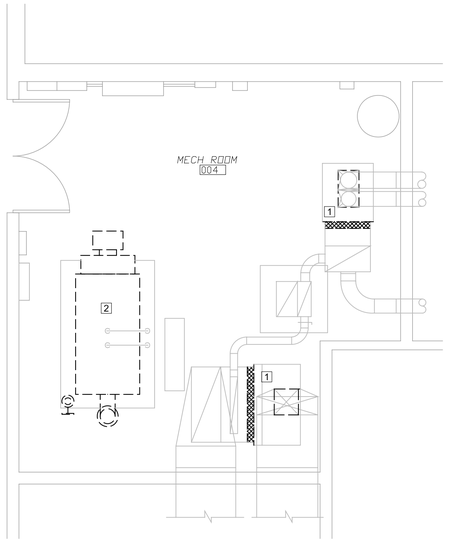

ENLARGED MECHANICAL ASBESTOS ABATEMENT PLAN

SCALE: 1/4" = 1'-0"

0 2' 4' 8' 16'

NORTH

ISSUED FOR BID

NOTE: CONTRACTOR SHALL OBTAIN AND VERIFY ALL DIMENSIONS AND CONDITIONS AT JOB SITE AND BE FULLY RESPONSIBLE FOR SAME.

REVISIONS					
NO.	DATE	REMARKS	DRAWN	PREPARED	CURRENT DATE: 1/10/2020
			TRACED	APPROVED	
			CHECKED	APPROVED	LICENSE EXP.: 11/30/2021

ISAAC D. MILLER 062-061029 REGISTERED PROFESSIONAL ENGINEER OF ILLINOIS

ARCHITECT OF RECORD:

ARCHITECHNICS
510 MAINE STREET, 10TH FLOOR
QUINCY, IL 62301

ARCHITECHNICS PROJECT NUMBER 5837

State of Illinois
JB PRITZKER, GOVERNOR
Illinois Capital Development Board

ASBESTOS ABATEMENT PLANS

REPAIR AND REPLACE HVAC SYSTEMS, INTERIOR RENOVATION, UPGRADE ELECTRICAL AND PLUMBING SYSTEMS
DEPARTMENT OF MILITARY AFFAIRS
QUINCY READINESS CENTER
QUINCY, ADAMS COUNTY, ILLINOIS

PROJECT NO. 546-280-013
DATE 3/20/2020
SHEET NO. ASB101
OF (16) SHEETS

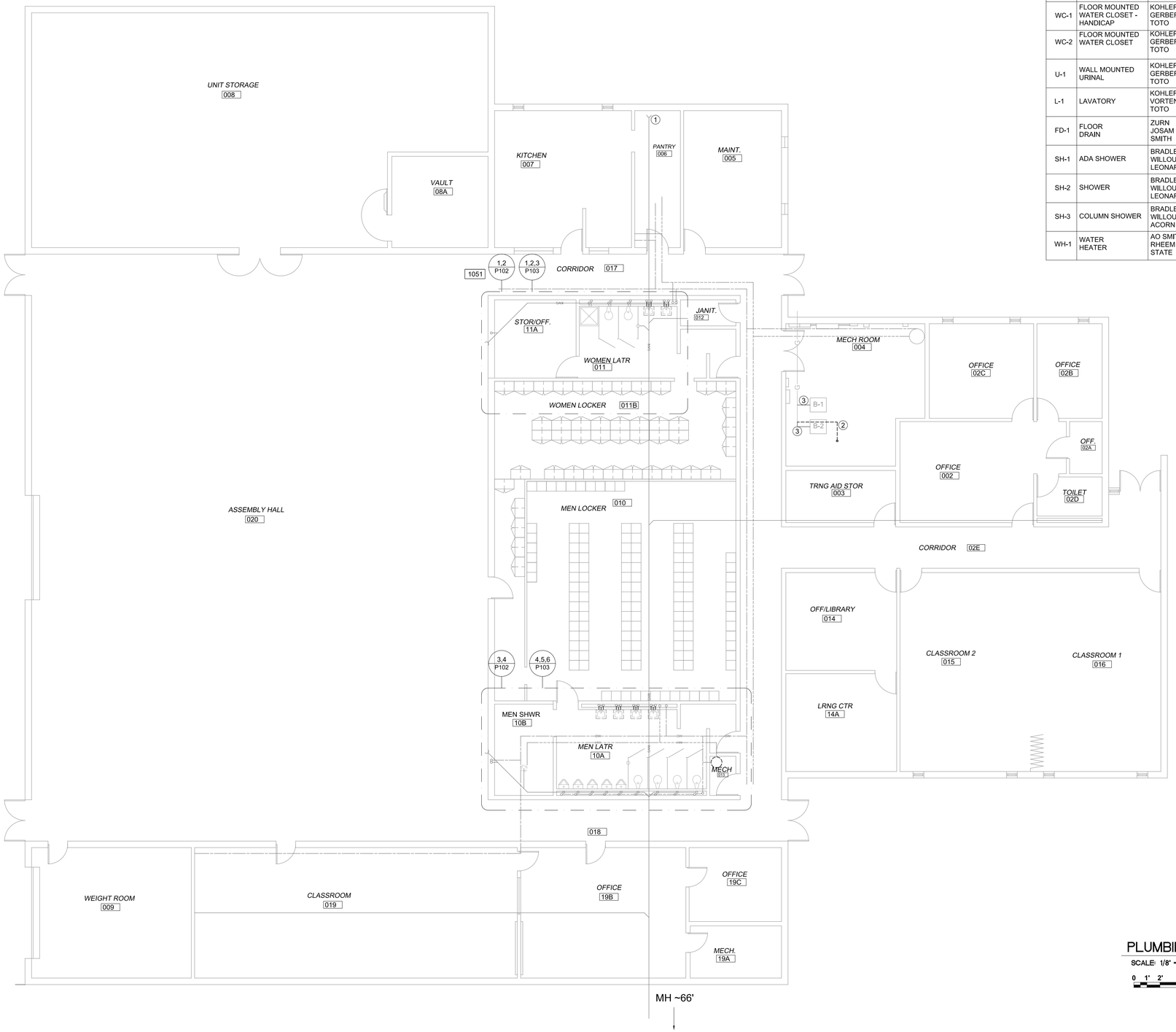

PLUMBING FIXTURE SCHEDULE				
MK	FIXTURE /	MFGR	MODEL	NOTES / ACCESSORIES
WC-1	FLOOR MOUNTED WATER CLOSET - HANDICAP	KOHLER GERBER TOTO	K-4368 25-730 CT705L	ADA, ELONGATED BOWL, WITH BEMIS 2155CT SEAT OR CHURCH OR MAYFAIR, ZURN ZER6000PL-CPM FLUSH VALVE WITH 10 YEAR LITHIUM BATTERY OR SLOAN OR TOTO; INSTALL ON 4" STAINLESS STEEL OUTLET FLANGE.
WC-2	FLOOR MOUNTED WATER CLOSET	KOHLER GERBER TOTO	K-96053 25-820 CT705	ELONGATED BOWL, WITH BEMIS 2155CT SEAT OR CHURCH OR MAYFAIR, ZURN ZER6000PL-CPM FLUSH VALVE WITH 10 YEAR LITHIUM BATTERY OR SLOAN OR TOTO; INSTALL ON 4" STAINLESS STEEL OUTLET FLANGE.
U-1	WALL MOUNTED URINAL	KOHLER GERBER TOTO	K-4960-ET 27-770 UT447	WHITE, FLUSH VALVE: 81T231 SERIES BATTERY POWERED VALVE AS MFGRD. BY SLOAN OR DELANEY OR ZURN;WALL CARRIER: ZURN #1200 SERIES OR AMERICAN STANDARD OR SLOAN
L-1	LAVATORY	KOHLER VORTENS TOTO	K-2196-1 3521V LT501	WHITE; FAUCET: CENTERSET FAUCET DELTA 590LF-HGMHDF BATTERY POWERED OR ZURN OR SLOAN; W/ DELTA R2570MIX MIXING VALVE OR ZURN OR SLOAN; ; TRUEBRO "LAV GUARD 2" PIPE ENCLOSURE OR KOHLER OR TRAPCOVER
FD-1	FLOOR DRAIN	ZURN JOSAM SMITH	Z575 F1750 6240	6X12 DURA COATED SHOWER GUTTER DRAIN
SH-1	ADA SHOWER	BRADLEY WILLOUGHBY LEONARD	WS-1WCA-ADA CWSMS-HCA SS-PAM-501P(G)-30	WITH THERMOSTATIC MIXING VALVE, SLIDE BAR, 2-WALL GRAB BAR, VERTICAL SHROUD TO 9'-0"
SH-2	SHOWER	BRADLEY WILLOUGHBY LEONARD	WS-1WCA CWSMS SS-PAM-204	WITH THERMOSTATIC MIXING VALVE, DELUXE SHOWERHEAD, SOAP DISH, VERTICAL SHROUD TO 9'-0"
SH-3	COLUMN SHOWER	BRADLEY WILLOUGHBY ACORN	COL-6C CWCSY 700 SERIES	6 STATION, WITH THERMOSTATIC MIXING VALVE, CENTRALLY RISING VENT WITH SUPPLIES FROM ABOVE, STANDARD HEAD AND DRAIN, VERTICAL SHROUD TO 9'-0"
WH-1	WATER HEATER	AO SMITH RHEEM STATE	DEN-52 PROE50 M2 RH95 PCE50	208/SINGLE PHASE, (2) 6 KW ELEMENTS (SIMULTANEOUS) , 50 GAL STORAGE, EXTEND RELIEF TO FLOOR DRAIN. VERIFY POWER IS COMPATIBLE WITH EXISTING 80A, 208/1 PHASE CIRCUIT

PLUMBING NOTES

1. CONTRACTOR CLEAN/WATER JET EXISTING 4" SEWER MAIN FROM THIS CLEANOUT TO EXISTING MANHOLE~66'-0" SOUTH OF EXTERIOR WALL.
2. DEMO EXISTING GAS PIPING SHOWN DASHED.
3. EXTEND 1-1/2" GAS PIPING WITH DIRT LEG TO NEW BOILER.

PLUMBING PLAN

SCALE: 1/8" = 1'-0"

0 1' 2' 4' 8'

NORTH

ISSUED FOR BID

NOTE: CONTRACTOR SHALL OBTAIN AND VERIFY ALL DIMENSIONS AND CONDITIONS AT JOB SITE AND BE FULLY RESPONSIBLE FOR SAME.

REVISIONS		
NO.	DATE	REMARKS

DRAWN	PREPARED
TRACED	APPROVED
CHECKED	APPROVED

CURRENT DATE: 1/10/2020

ISAAC D. MILLER 062-061029 REGISTERED PROFESSIONAL ENGINEER OF ILLINOIS

LICENSE EXP.: 11/30/2021

ARCHITECT OF RECORD:

ARCHITECHNICS
510 MAINE STREET, 10TH FLOOR
QUINCY, IL 62301

ARCHITECHNICS PROJECT NUMBER 5837

State of Illinois
JB PRITZKER, GOVERNOR
Illinois Capital Development Board

PLUMBING PLAN

REPAIR AND REPLACE HVAC SYSTEMS, INTERIOR RENOVATION, UPGRADE ELECTRICAL AND PLUMBING SYSTEMS
DEPARTMENT OF MILITARY AFFAIRS
QUINCY READINESS CENTER
QUINCY, ADAMS COUNTY, ILLINOIS

PROJECT NO. 546-280-013

DATE 3/20/2020

SHEET NO. P101

OF (16) SHEETS

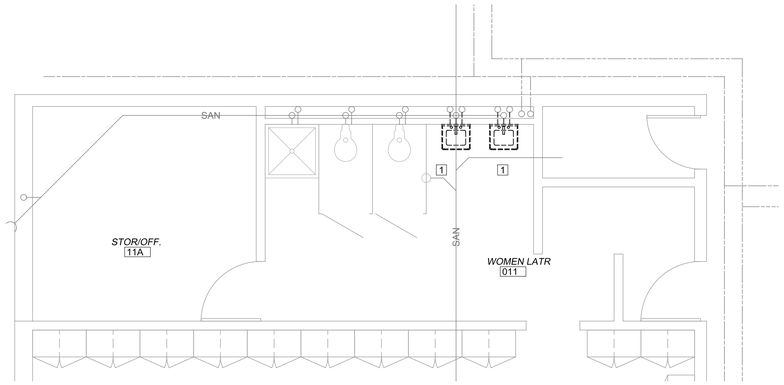

BASE BID DETAIL P102-1
ENLARGED WOMEN LATR. PLUMBING DEMOLITION PLAN

SCALE: 1/4" = 1'-0"

0 1' 2' 4' 8'

NORTH

PLUMBING DEMOLITION NOTES

1 COMPLETELY REMOVE EXISTING PLUMBING FIXTURE SHOWN DASHED.

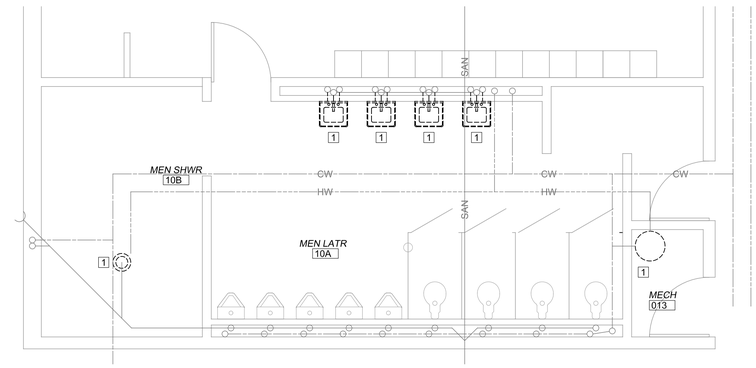

BASE BID DETAIL P102-3
ENLARGED MEN LATR. PLUMBING DEMOLITION PLAN

SCALE: 1/4" = 1'-0"

0 1' 2' 4' 8'

NORTH

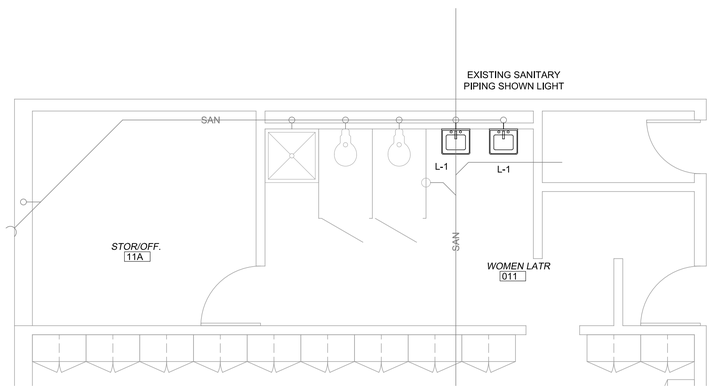

BASE BID DETAIL P102-2
ENLARGED WOMEN LATR. SANITARY PLUMBING PLAN

SCALE: 1/4" = 1'-0"

0 1' 2' 4' 8'

NORTH

PLUMBING NOTES

1 INSTALL NEW PLUMBING FIXTURE AND CONNECT TO EXISTING NEARBY SANITARY AND DOMESTIC WATER PIPING.

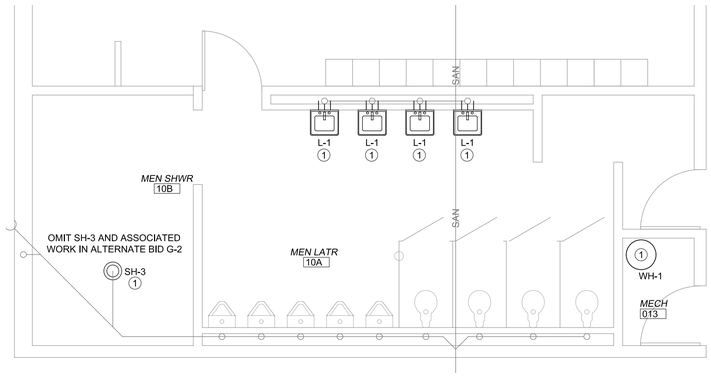

BASE BID DETAIL P102-4
ENLARGED MEN LATR. SANITARY PLUMBING PLAN

SCALE: 1/4" = 1'-0"

0 1' 2' 4' 8'

NORTH

ISSUED FOR BID

NOTE: CONTRACTOR SHALL OBTAIN AND VERIFY ALL DIMENSIONS AND CONDITIONS AT JOB SITE AND BE FULLY RESPONSIBLE FOR SAME.

REVISIONS					
NO.	DATE	REMARKS	DRAWN	PREPARED	CURRENT DATE: 1/10/2020
			TRACED	APPROVED	
			CHECKED	APPROVED	LICENSE EXP.: 11/30/2021

ISAAC D. MILLER 062-061029 REGISTERED PROFESSIONAL ENGINEER OF ILLINOIS

ARCHITECT OF RECORD:

ARCHITECHNICS
510 MAINE STREET, 10TH FLOOR
QUINCY, IL 62301

ARCHITECHNICS PROJECT NUMBER 5837

Capital Development Board

State of Illinois
JB PRITZKER, GOVERNOR
Illinois Capital Development Board

ENLARGED PLUMBING PLANS - BASE BID

REPAIR AND REPLACE HVAC SYSTEMS, INTERIOR
RENOVATION, UPGRADE ELECTRICAL AND PLUMBING SYSTEMS
DEPARTMENT OF MILITARY AFFAIRS
QUINCY READINESS CENTER
QUINCY, ADAMS COUNTY, ILLINOIS

PROJECT NO. 546-280-013
DATE 3/20/2020
SHEET NO. P102
OF (16) SHEETS

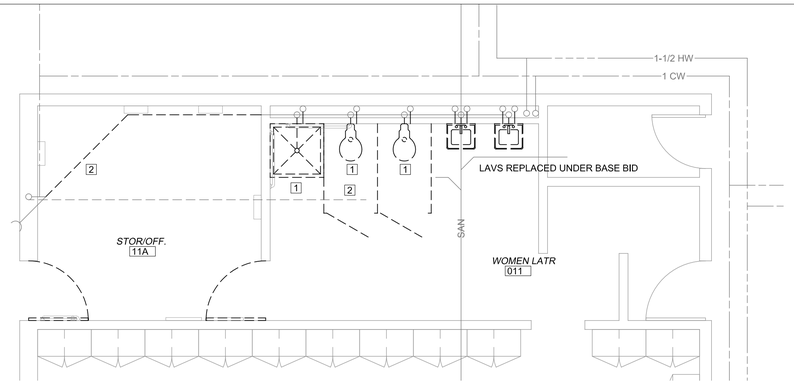

ALT. BID G-1 DETAIL P103-1
ENLARGED WOMEN LATR. PLUMBING DEMOLITION PLAN

SCALE: 1/4" = 1'-0"

0 1' 2' 4' 8'

NORTH

PLUMBING DEMOLITION NOTES

1. COMPLETELY REMOVE EXISTING PLUMBING FIXTURE SHOWN DASHED.
2. REMOVE EXISTING FLOOR AS REQUIRED TO INSTALL NEW SANITARY PIPING AND FIXTURES. REMOVE EXISTING PIPING SHOWN DASHED. SEE DETAIL P103-3 FOR NEW WORK.

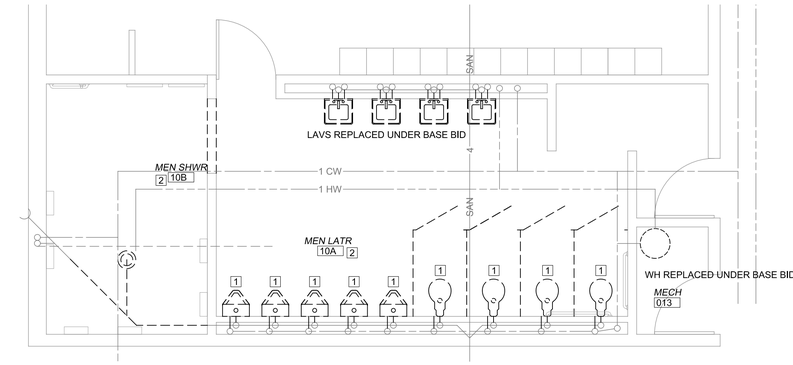

ALT. BID G-2 DETAIL P103-4
ENLARGED MEN LATR. PLUMBING DEMOLITION PLAN

SCALE: 1/4" = 1'-0"

0 1' 2' 4' 8'

NORTH

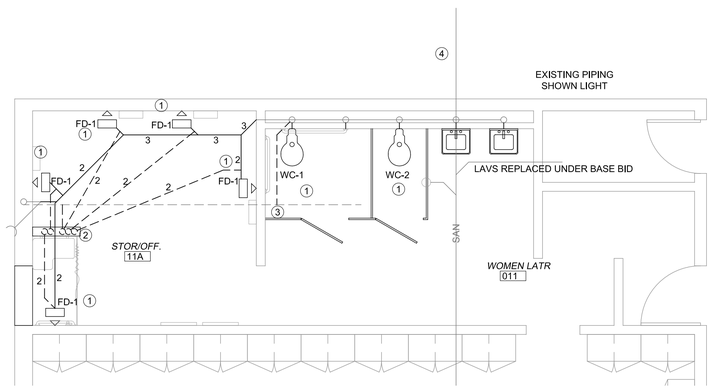

ALT. BID G-1 DETAIL P103-2
ENLARGED WOMEN LATR. SANITARY PLUMBING PLAN

SCALE: 1/4" = 1'-0"

0 1' 2' 4' 8'

NORTH

PLUMBING NOTES

1. INSTALL NEW PLUMBING FIXTURE AND CONNECT TO EXISTING NEARBY SANITARY PIPING.
2. EXTEND VENT PIPING UNDER FLOOR AND UP IN WALL. REMOVE/PATCH CEILING AS REQUIRED TO COMBINE VENTS AND CONNECT TO EXISTING VENT PIPING ABOVE CEILING.
3. REMOVE/PATCH CEILING AS REQUIRED AND CONNECT TO EXISTING VENT PIPING ABOVE CEILING
4. EXTEND NEW 1" CW, HW FROM EXISTING PIPING ABOVE CEILING AND OVER TO NEW SHOWER ROOM, EXTEND 3/4" CW, HW TO EACH SHOWER
5. EXTEND 3/4" CW, HW TO NEW SHOWER

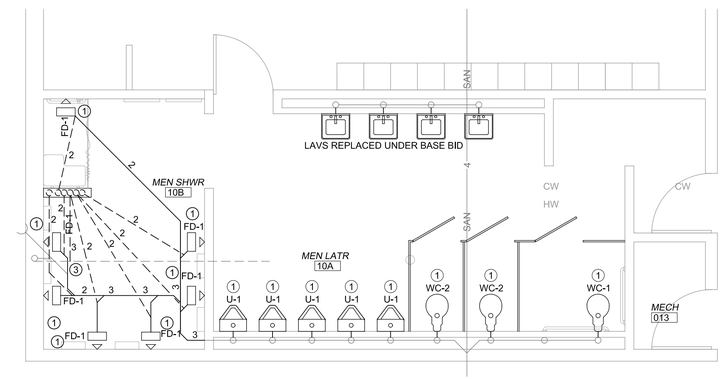

ALT. BID G-2 DETAIL P103-5
ENLARGED MEN LATR. SANITARY PLUMBING PLAN

SCALE: 1/4" = 1'-0"

0 1' 2' 4' 8'

NORTH

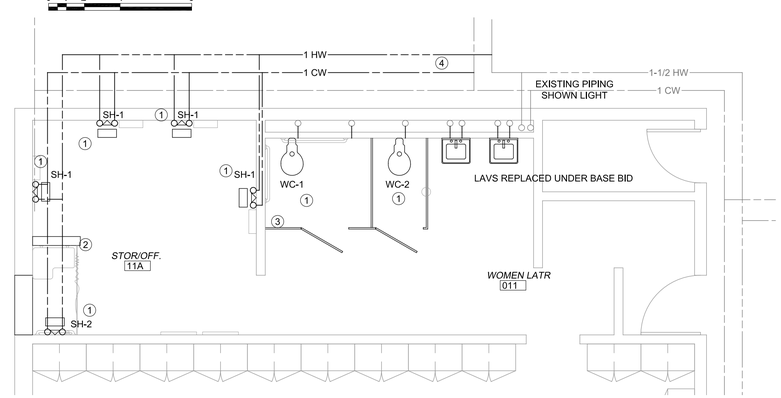

ALT. BID G-1 DETAIL P103-3
ENLARGED WOMEN LATR. DOMESTIC PLUMBING PLAN

SCALE: 1/4" = 1'-0"

0 1' 2' 4' 8'

NORTH

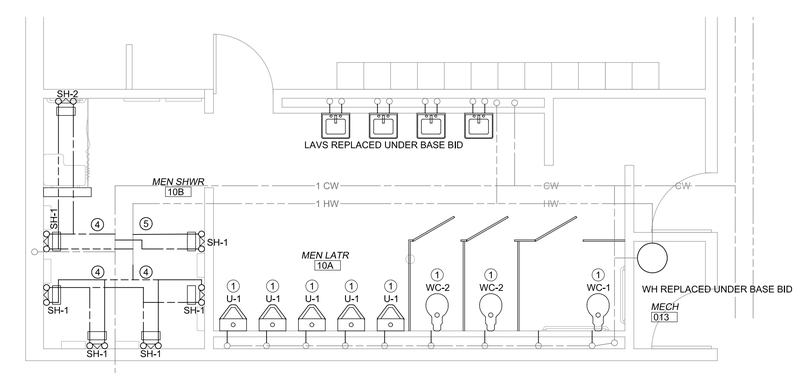

ALT. BID G-2 DETAIL P103-6
ENLARGED MEN LATR. DOMESTIC PLUMBING PLAN

SCALE: 1/4" = 1'-0"

0 1' 2' 4' 8'

NORTH

ISSUED FOR BID

NOTE: CONTRACTOR SHALL OBTAIN AND VERIFY ALL DIMENSIONS AND CONDITIONS AT JOB SITE AND BE FULLY RESPONSIBLE FOR SAME.

REVISIONS					
NO.	DATE	REMARKS	DRAWN	PREPARED	CURRENT DATE: 1/10/2020
			TRACED	APPROVED	ISAAC D. MILLER 062-061029 REGISTERED PROFESSIONAL ENGINEER OF ILLINOIS
			CHECKED	APPROVED	LICENSE EXP.: 11/30/2021

ARCHITECT OF RECORD:

ARCHITECHNICS
510 MAINE STREET, 10TH FLOOR
QUINCY, IL 62301

ARCHITECHNICS PROJECT NUMBER 5837

State of Illinois
JB PRITZKER, GOVERNOR
Illinois Capital Development Board

ENLARGED PLUMBING PLANS - ALTERNATE BIDS G-1, G-2

REPAIR AND REPLACE HVAC SYSTEMS, INTERIOR RENOVATION, UPGRADE ELECTRICAL AND PLUMBING SYSTEMS
DEPARTMENT OF MILITARY AFFAIRS
QUINCY READINESS CENTER
QUINCY, ADAMS COUNTY, ILLINOIS

PROJECT NO. 546-280-013
DATE 3/20/2020
SHEET NO. P103
OF (16) SHEETS

DEMOLITION NOTES

1. COMPLETELY REMOVE EXISTING BOILER, CONTROLS, BURNER, PUMP, VENT, AND ASSOCIATED PIPING AND EQUIPMENT SHOWN DASHED.
2. COMPLETELY REMOVE EXISTING HW HEATING/DX COOLING AHU INCLUDING REFRIGERANT PIPING, CONTROLS, AND ASSOCIATED EQUIPMENT.
3. COMPLETELY REMOVE EXISTING SA AND RA DUCT SHOWN DASHED. SEE NEW PLANS FOR NEW DUCT CONNECTIONS.
4. COMPLETELY REMOVE EXISTING OA DUCT SHOWN DASHED. SEE NEW PLANS FOR NEW DUCT CONNECTIONS.
5. COMPLETELY REMOVE EXISTING TEMPERATURE CONTROL PANEL, WIRING, ETC.
6. COMPLETELY REMOVE EXISTING BOILER MAKEUP SYSTEM, EXPANSION TANK AND ASSOCIATED EQUIPMENT.
7. COMPLETELY REMOVE EXISTING HW FIN TUBE RADIATOR AND CONTROLS
8. COMPLETELY REMOVE EXISTING HW CABINET UNIT HEATER AND CONTROLS
9. COMPLETELY REMOVE EXISTING HW UNIT HEATER AND CONTROLS
10. COMPLETELY REMOVE EXISTING HW AIR HANDLER AND CONTROLS
11. COMPLETELY REMOVE EXISTING ROOF MOUNTED CONDENSING UNIT INCLUDING REFRIGERANT PIPING AND ASSOCIATED EQUIPMENT.
12. COMPLETELY REMOVE EXISTING GROUND MOUNTED CONDENSING UNIT INCLUDING REFRIGERANT PIPING AND ASSOCIATED EQUIPMENT.
13. COMPLETELY REMOVE EXISTING THERMOSTAT, WIRING, ETC.
14. REMOVE EXISTING EXHAUST FAN ON ROOF. DUCTWORK REMAINS. SEE DWG. H101 FOR NEW WORK.

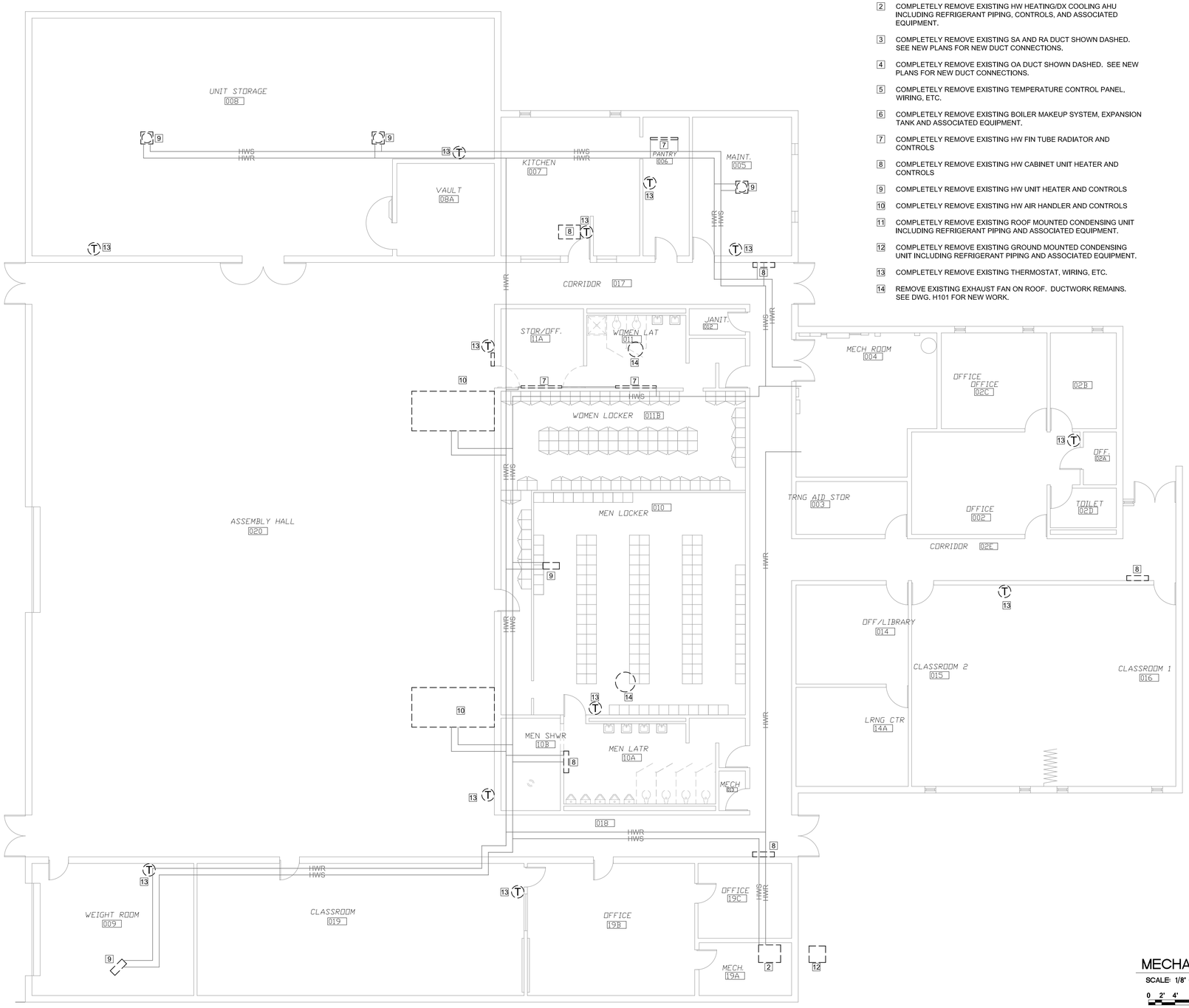

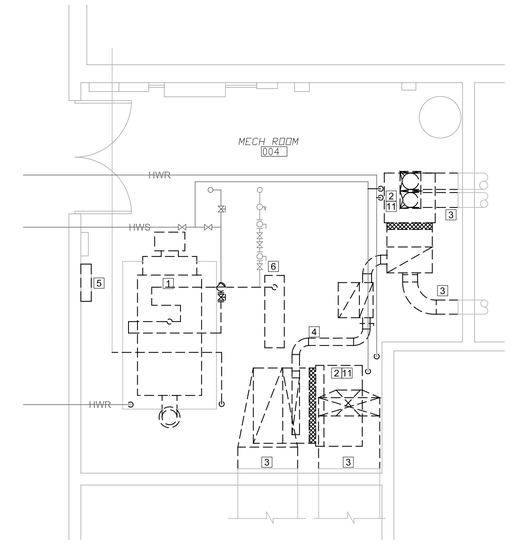

ENLARGED MECHANICAL ROOM DEMOLITION PLAN

SCALE: 1/4" = 1'-0"

0 2' 4' 8' 16'

NORTH

MECHANICAL DEMOLITION PLAN

SCALE: 1/8" = 1'-0"

0 2' 4' 8' 16'

NORTH

ISSUED FOR BID

NOTE: CONTRACTOR SHALL OBTAIN AND VERIFY ALL DIMENSIONS AND CONDITIONS AT JOB SITE AND BE FULLY RESPONSIBLE FOR SAME.

REVISIONS					
NO.	DATE	REMARKS	DRAWN	PREPARED	CURRENT DATE: 1/10/2020
			TRACED	APPROVED	ISAAC D. MILLER 062-061029 REGISTERED PROFESSIONAL ENGINEER OF ILLINOIS
			CHECKED	APPROVED	LICENSE EXP.: 11/30/2021

ARCHITECT OF RECORD:

ARCHITECHNICS
510 MAINE STREET, 10TH FLOOR
QUINCY, IL 62301

ARCHITECHNICS PROJECT NUMBER 5837

State of Illinois
JB PRITZKER, GOVERNOR
Illinois Capital Development Board

MECHANICAL DEMOLITION PLAN

REPAIR AND REPLACE HVAC SYSTEMS, INTERIOR RENOVATION, UPGRADE ELECTRICAL AND PLUMBING SYSTEMS
DEPARTMENT OF MILITARY AFFAIRS
QUINCY READINESS CENTER
QUINCY, ADAMS COUNTY, ILLINOIS

PROJECT NO. 546-280-013
DATE 3/20/2020
SHEET NO. HD101
OF (16) SHEETS

HEATING NOTES

1. MODIFY EXISTING NEARBY HOT WATER PIPING AND EXTEND NEW PIPING TO NEW UH AS REQUIRED WITH NEW CONTROL VALVE.
2. MODIFY EXISTING NEARBY HOT WATER PIPING AND EXTEND NEW PIPING TO NEW FIN TUBE RADIATION AS REQUIRED WITH NEW CONTROL VALVE.
3. MODIFY EXISTING NEARBY HOT WATER PIPING AND EXTEND NEW PIPING TO NEW CUH AS REQUIRED WITH NEW CONTROL VALVE.
4. MODIFY EXISTING NEARBY HOT WATER PIPING AND EXTEND NEW PIPING TO NEW AHU AS REQUIRED WITH NEW CONTROL VALVE. EXTEND CONDENSATE DRAIN PIPING TO NEARBY FLOOR DRAIN.
5. EXTEND NEW REFRIGERANT PIPING FROM NEW AHU UP THRU ROOF WITH PIPE PORTAL AND CONNECT TO NEW CU ON ROOF.
6. EXTEND NEW REFRIGERANT PIPING FROM NEW AHU OUT THRU EXTERIOR WALL AND CONNECT TO NEW CU.
7. INSTALL NEW BOILER ON EXISTING CONCRETE PAD. EXTEND COMBUSTION VENT PIPING THROUGH EXTERIOR WALL AND TERMINATED WITH CONCENTRIC VENT KIT.
8. MODIFY EXISTING NEARBY HOT WATER PIPING AND EXTEND NEW PIPING TO NEW FIN TUBE RADIATION AS REQUIRED WITH NEW CONTROL VALVE. LOCATE UNIT AT 66" A.F.F.
9. INSTALL WALL THERMOSTAT WHERE SHOWN
10. EXTEND NEW BOILER VENT PIPING UP FROM EACH BOILER INDIVIDUALLY AND UP THRU ROOF NEAR EXISTING DEMOLISHED BOILER VENT. COORDINATE WITH GENERAL CONTRACTOR.
11. EXTEND NEW 3/4" CW BOILER WATER MAKEUP PIPING TO BOILERS

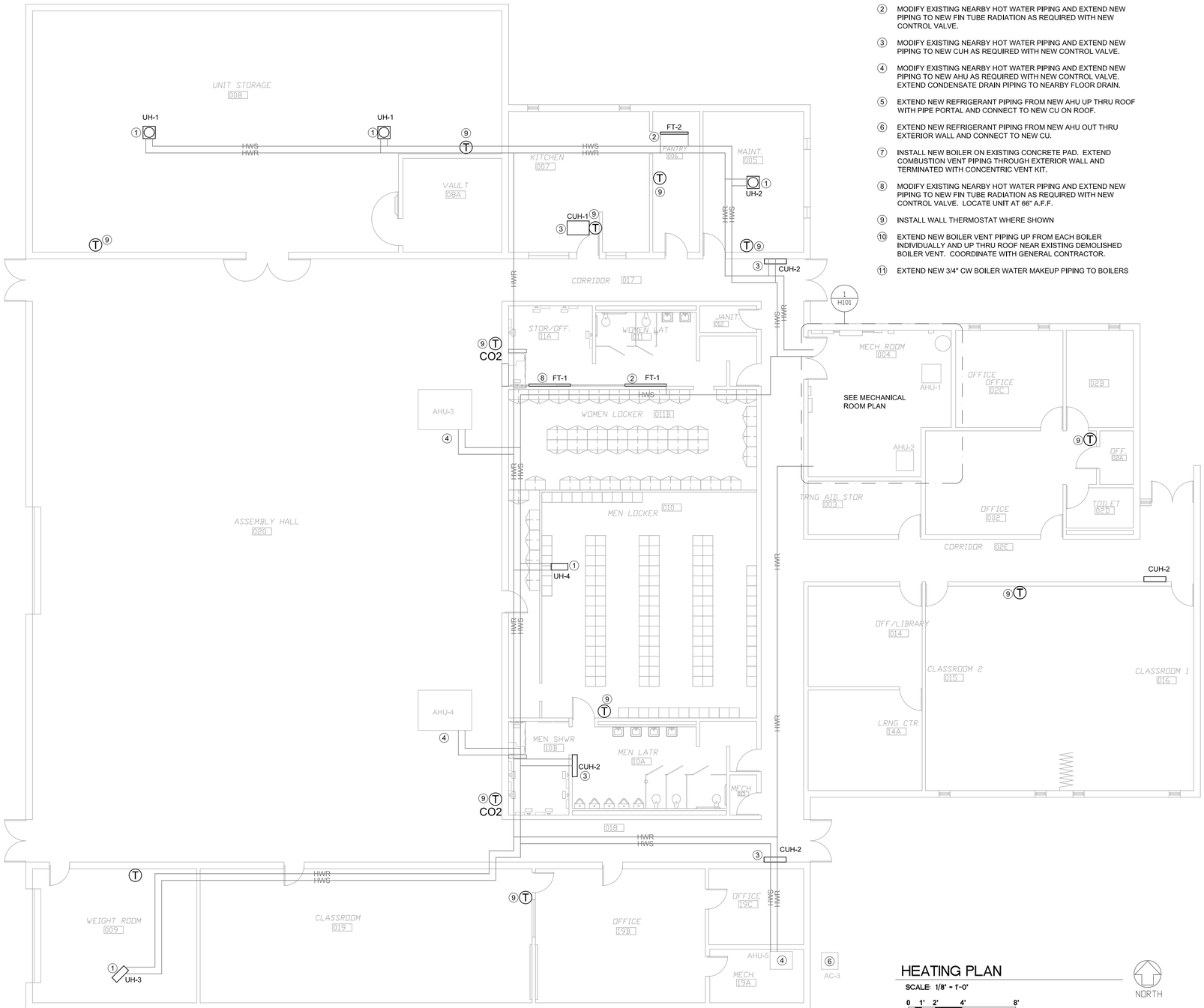

HEATING PLAN

SCALE: 1/8" = 1'-0"

0 1' 2' 4' 8'

NORTH

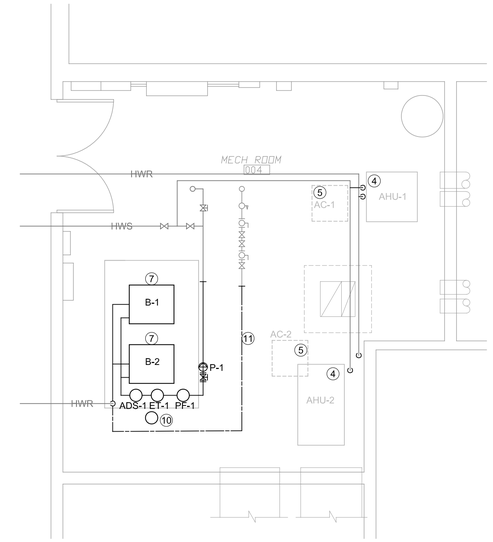

DETAIL H101-1 ENLARGED MECHANICAL ROOM HEATING PLAN

SCALE: 1/4" = 1'-0"

0 1' 2' 4' 8'

NORTH

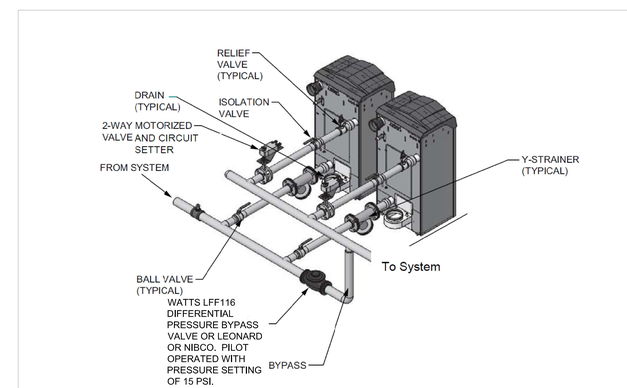

DETAIL H101-2 BOILER PIPING

SCALE: NONE

NORTH

ISSUED FOR BID

NOTE: CONTRACTOR SHALL OBTAIN AND VERIFY ALL DIMENSIONS AND CONDITIONS AT JOB SITE AND BE FULLY RESPONSIBLE FOR SAME.

REVISIONS					
NO.	DATE	REMARKS	DRAWN	PREPARED	CURRENT DATE: 1/10/2020
			TRACED	APPROVED	ISAAC D. MILLER 062-061029 REGISTERED PROFESSIONAL ENGINEER OF ILLINOIS
			CHECKED	APPROVED	LICENSE EXP.: 11/30/2021

ARCHITECT OF RECORD:

ARCHITECHNICS
510 MAINE STREET, 10TH FLOOR
QUINCY, IL 62301

ARCHITECHNICS PROJECT NUMBER 5837

State of Illinois
JB PRITZKER, GOVERNOR
Illinois Capital Development Board

HEATING PLAN

REPAIR AND REPLACE HVAC SYSTEMS, INTERIOR RENOVATION, UPGRADE ELECTRICAL AND PLUMBING SYSTEMS
DEPARTMENT OF MILITARY AFFAIRS
QUINCY READINESS CENTER
QUINCY, ADAMS COUNTY, ILLINOIS

PROJECT NO. 546-280-013
DATE 3/20/2020
SHEET NO. H101
OF (16) SHEETS

UNIT HEATER SCHEDULE (UH)

MK	MFGR. & MODEL NO.	CFM	HEATING DATA			ELECTRICAL DATA			REMARKS
			TOT.(MBH)	GPM	WPD(FT)	VOLT	PHASE	FLA	
UH-1	MCQUAY UDH-42 ZEHNDER RV-42 STERLING VSB06211	950	30.5	3.1	0.09	120	1	1.3	1 3
UH-2	REZNOR WS18/24 STERLING VSB04011	1230	13.0	1.3	0.49	120	1	0.7	1 4
UH-3	MCQUAY UHH-86 ZEHNDER RH-86 STERLING HS-84	1340	61.9	6.2	0.47	120	1	1.3	3
UH-4	MCQUAY UHH-33 ZEHNDER RH-33 STERLING HS-36	630	24.5	2.5	0.12	120	1	0.7	3

1. VERTICAL, DOWN FLOW
2. HORIZONTAL, WITH CEILING BRACKET
3. PROVIDE WITH REMOTE SINGLE STAGE T-STAT, 24V TRANSFORMER
4. PROVIDE WITH CEILING KIT

CABINET UNIT HEATER SCHEDULE (CUH)

MK	MFGR. & MODEL NO.	CFM	HEATING DATA				ELECTRICAL DATA			REMARKS
			TOT.(MBH)	GPM	WPD(FT)	ROWS	VOLT	PHASE	FLA	
CUH-1	DAIKIN FHHC203 ZEHNDER RC360 STERLING C-1140-03	420	19.4	0.7	0.09	2	120	1	1.5	2 4
CUH-2	DAIKIN FHVC103 ZEHNDER RW260 STERLING W-1080-02	295	14.2	0.2	0.05	2	120	1	1.5	1 3

1. VERTICAL
2. CEILING HORIZONTAL
3. PROVIDE WITH INTEGRAL T-STAT
4. PROVIDE WITH REMOTE SINGLE STAGE T-STAT, 24V TRANSFORMER

FIN TUBE RADIATION SCHEDULE (FT)

MK	MFGR. & MODEL NO.	LENGTH	HEATING DATA		REMARKS
			BTU/FT	GPM	
FT-1	VULCAN JV3-ARS14 ZEHNDER SIBGVL VERSA-LINE C434	72"	950	1.3	1 3
FT-2	VULCAN BARE ELEMENT 3" ZEHNDER 3/4C,2-3/4X4,48 VERSA-LINE BARE ELEMENT	50"	750	1.3	2 4

1. SLOPE TOP
2. BARE ELEMENT
3. PROVIDE WITH INTEGRAL T-STAT
4. PROVIDE WITH REMOTE T-STAT

BOILER SCHEDULE

TAG	MFGR	MODEL	CAPACITY		WATER		PROVIDE WITH		ELECTRICAL				REMARKS
			INPUT MBH	OUTPUT MBH	EWT °F	LWT °F	LOCAL DISCONNECT	REMOTE DISCONNECT	FLA	VOLT	PH.	Hz	
B-1 B-2	LOCHINVAR CAMUS TRIANGLE TUBE	FTX600N AV0600 KS600	600	585	130	180	Y		---	120	1	60	

PUMP SCHEDULE (P)

MK	MANUFACTURER & MODEL NO.	TYPE	SERVICE	GPM	HEAD (FT. WATER)	IMPELLER DIA. (IN.)	EFF (%)	PUMP/MOTOR DATA					REMARKS
								RPM	BHP	HP	VOLTS	PHASE	
P-1	TACO KV SERIES BELL & GOSSETT SERIES e80 ARMSTRONG SERIES 4380	VERTICAL CLOSED COUPLED	HYDRONIC LOOP	123	34	6.1	81.0	1750	1.3	2.0	208	3	

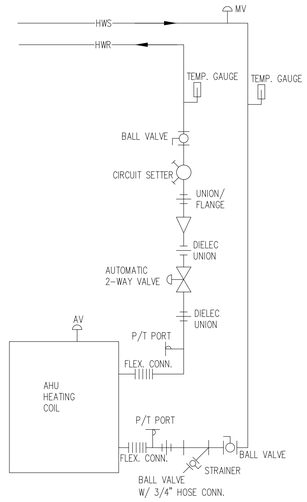

AIR HANDLING UNIT PIPING DETAIL

SCALE: NONE

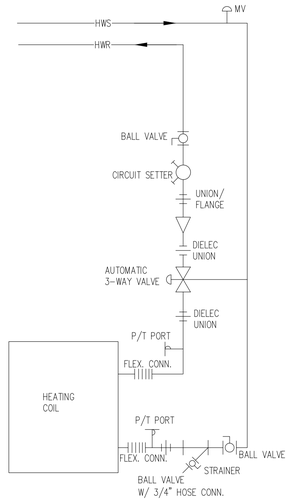

UH PIPING DETAIL

SCALE: NONE

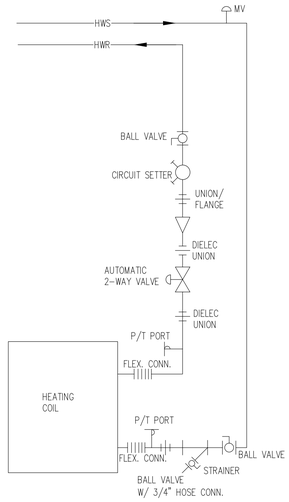

CUH PIPING DETAIL

SCALE: NONE

EXHAUST FAN SCHEDULE (EF)

MK	MFGR. & MODEL NO.	TYPE	FAN DATA					MOTOR DATA					WEIGHT (LBS)	REMARKS
			CFM	E.S.P. (IN. WC)	SONES	DRIVE	RPM	BHP	HP	VOLT	PHASE	RPM		
EF-1	GREENHECK G095VG ACME PRN100 TWIN CITY DCRD095B	CENTR. DOWNBLAST	395	0.50	9.4	DIRECT	1495	0.1	1/12	120	1	1495	80	1 2 3 4 5 6 7 8
EF-2	GREENHECK AE-16-428-A5 ACME LQ16 TWIN CITY DCRD180B	PROPELLER HOODED ROOF	2415	0.50	14.8	DIRECT	1703	0.38	1/2	120	1	1703	80	1 2 3 4 5 6 7 8

1. UL/cUL-507
2. NEMA-1 TOGGLE, J-BOX, MOUNTED AND WIRED
3. INSULATED ROOF CURB
4. GRAVITY DAMPER WITH BAKED CHARCOAL ENAMEL FINISH
5. ALUMINUM BIRD SCREEN
6. CURB SEAL
7. WITH FACTORY MOUNTED DISCONNECT SWITCH
8. DIRECT DRIVE WITH SPEED CONTROLLER

EXPANSION TANK SCHEDULE (ET)

MK	MANUFACTURER & MODEL NO.	SERVICE	TYPE	SYSTEM VOLUME (GAL)	SYSTEM FILL PRESSURE (PSIG)	RELIEF VALVE SETTING (PSIG)	TANK VOLUME (GAL)	TANK ACCEPTANCE (GAL)	REMARKS
ET-1	TACO CBX84-125 B&G B-85LA ARMSTRONG 85-L	BOILER SYSTEM	VERTICAL / BLADDER	250	15	50	22	12	VERTICAL FLOOR MOUNT

POT FEEDER (PF)

MK	MANUFACTURER & MODEL NO.	SIZE (IN/OUT)	GAL	P.D. (FT)	REMARKS
PF-1	AQUA PASS PF-DB-5HD VECTOR FA-1000 JL WINGERTF-DB-5HD	3/4"	5	1.5	

AIR + DIRT SEPARATOR SCHEDULE (ADS)

MK	MANUFACTURER & MODEL NO.	SERVICE	SIZE (IN/OUT)	GPM	P.D. (FT)	REMARKS
ADS-1	TACO 4903ADH125 B&G CRSN-3F-HV ARMSTRONG DAS-3	BOILER SYSTEM	3"	225	1.5	FLANGED CONN'S HIGH CAP. AIR VENT

ISSUED FOR BID

NOTE: CONTRACTOR SHALL OBTAIN AND VERIFY ALL DIMENSIONS AND CONDITIONS AT JOB SITE AND BE FULLY RESPONSIBLE FOR SAME.

REVISIONS		
NO.	DATE	REMARKS

DRAWN | PREPARED
TRACED | APPROVED
CHECKED | APPROVED

CURRENT DATE: 1/10/2020

ISAAC D. MILLER 062-061029 REGISTERED PROFESSIONAL ENGINEER OF ILLINOIS

LICENSE EXP.: 11/30/2021

ARCHITECT OF RECORD:

ARCHITECHNICS
510 MAINE STREET, 10TH FLOOR
QUINCY, IL 62301

ARCHITECHNICS PROJECT NUMBER 5837

State of Illinois
JB PRITZKER, GOVERNOR
Illinois Capital Development Board

HEATING SCHEDULES

REPAIR AND REPLACE HVAC SYSTEMS, INTERIOR RENOVATION, UPGRADE ELECTRICAL AND PLUMBING SYSTEMS
DEPARTMENT OF MILITARY AFFAIRS
QUINCY READINESS CENTER
QUINCY, ADAMS COUNTY, ILLINOIS

PROJECT NO. 546-280-013
DATE 3/20/2020
SHEET NO. H102
OF (16) SHEETS

VENTILATION NOTES

1. INSTALL NEW AHU ON EXISTING CONCRETE PAD. EXTEND NEW SA/RA DUCT FORM UNIT WITH FLEX CONNECTION AND CONNECT TO EXISTING SA/RA DUCTS
2. INSTALL NEW CU ON NEW COMPOSITE PAD ON EXISTING ROOF RAILS
3. INSTALL NEW AHU ON EXISTING CONCRETE PAD. EXTEND NEW SA/RA DUCT FROM UNIT WITH FLEX CONNECTION AND CONNECT TO EXISTING SA/RA DUCTS
4. INSTALL NEW CU ON GROUND ON NEW COMPOSITE PAD
5. INSTALL FULL SIZE RA FILTER BOX WITH FLEX CONNECTOR
6. CLEAN ALL EXISTING DUCTWORK, GRILLES, ETC DOWNSTREAM OF THIS MAIN TRUNK.
7. CLEAN ALL EXISTING EXHAUST DUCTWORK, GRILLES, ETC.
8. INSTALL NEW AHU, HANG FROM STRUCTURE ABOVE. EXTEND NEW RA DUCT FROM UNIT WITH FLEX CONNECTION AND CONNECT TO EXISTING WALL LOUVER. EXTEND FULL SIZED SA DUCT WITH FLEX CONNECTION AS SHOWN. CONNECT TO TITUS JFA-L OR CARNES OR NAILOR 44X32 HEAVY DUTY INDUSTRIAL GRILLE.
9. INSTALL NEW EXHAUST FAN ON NEW ROOF CURB.
10. EXTEND 10" DUCT FROM OA PLENUM WITH BALANCE DAMPER TO RA DUCT OF NEW AHU. BALANCE TO 300 CFM.
11. CLOSE OFF OPENING IN OA PLENUM
12. EXTEND 8" DUCT FROM OA PLENUM WITH BALANCE DAMPER TO RA DUCT OF NEW AHU. BALANCE TO 100 CFM.

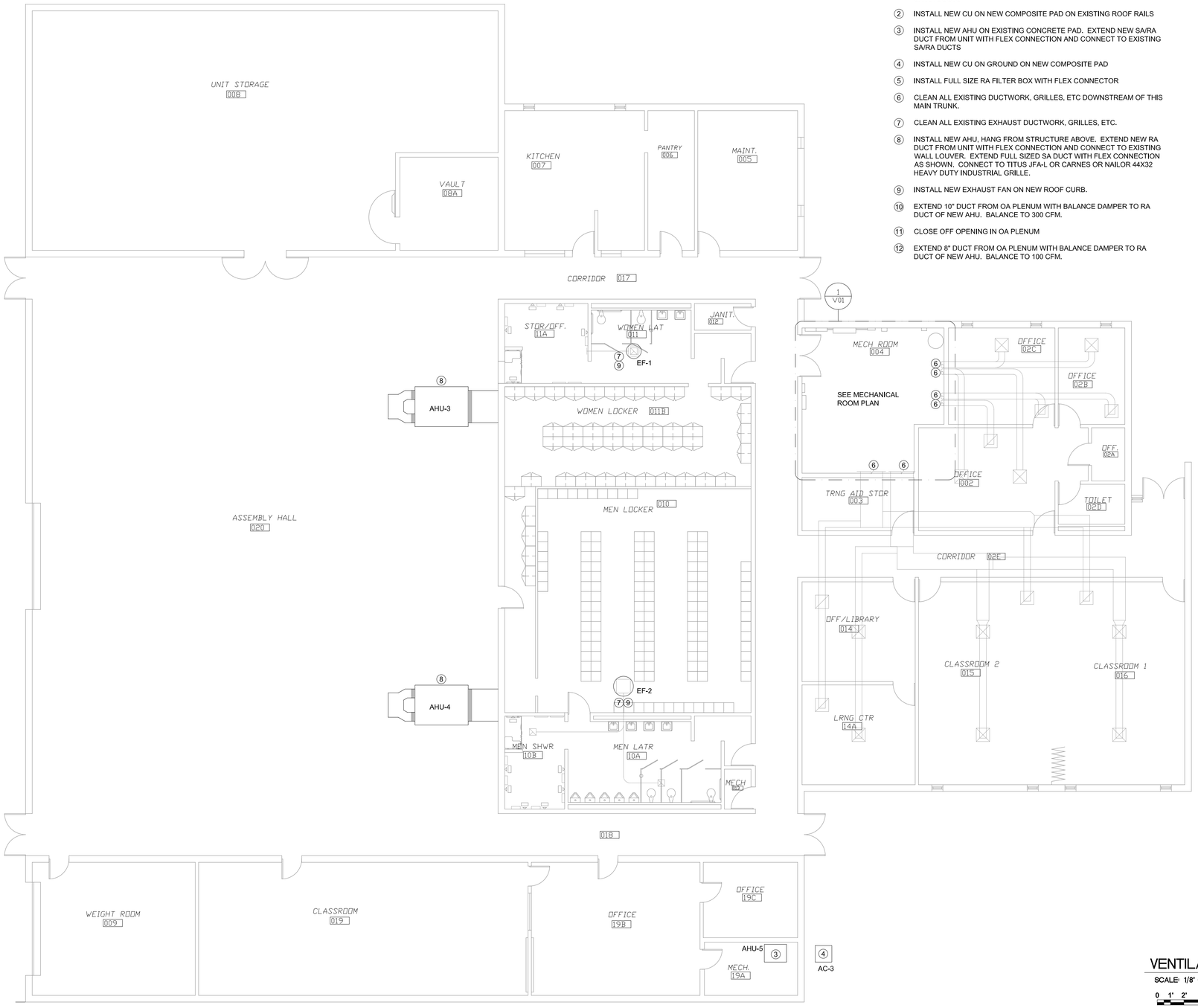

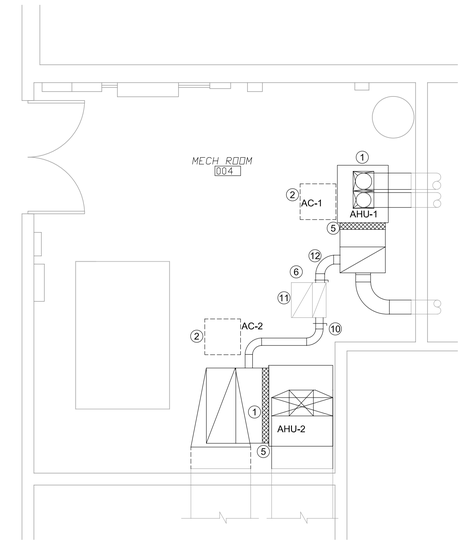

DETAIL V101-1 ENLARGED MECHANICAL ROOM VENTILATION PLAN

SCALE: 1/4" = 1'-0"

0 1' 2' 4' 8'

NORTH

VENTILATION PLAN

SCALE: 1/8" = 1'-0"

0 1' 2' 4' 8'

NORTH

ISSUED FOR BID

NOTE: CONTRACTOR SHALL OBTAIN AND VERIFY ALL DIMENSIONS AND CONDITIONS AT JOB SITE AND BE FULLY RESPONSIBLE FOR SAME.

REVISIONS					
NO.	DATE	REMARKS	DRAWN	PREPARED	CURRENT DATE: 1/10/2020
			TRACED	APPROVED	ISAAC D. MILLER 062-061029 REGISTERED PROFESSIONAL ENGINEER OF ILLINOIS
			CHECKED	APPROVED	LICENSE EXP.: 11/30/2021

ARCHITECT OF RECORD:

ARCHITECHNICS
510 MAINE STREET, 10TH FLOOR
QUINCY, IL 62301

ARCHITECHNICS PROJECT NUMBER 5837

State of Illinois
JB PRITZKER, GOVERNOR
Illinois Capital Development Board

VENTILATION PLAN

REPAIR AND REPLACE HVAC SYSTEMS, INTERIOR RENOVATION, UPGRADE ELECTRICAL AND PLUMBING SYSTEMS
DEPARTMENT OF MILITARY AFFAIRS
QUINCY READINESS CENTER
QUINCY, ADAMS COUNTY, ILLINOIS

PROJECT NO. 546-280-013
DATE 3/20/2020
SHEET NO. V101
OF (16) SHEETS

AIR HANDLING UNIT SCHEDULE (AHU)

MK	MFGR. & MODEL NO.			CFM O.A. (MIN)	COOLING DATA					HEATING DATA								SUPPLY FAN/MOTOR DATA						WEIGHT (LBS)	REMARKS
		CFM	E.S.P. (IN. WC)		TOT.(MBH)	SENS.(MBH)	E.A.T. DB(°F)	E.A.T. WB(°F)	L.A.T. (SAT)	TOT.(MBH)	GPM	WPD(FT)	ROWS	E.A.T. (°F)	L.A.T. (°F)	E.W.T. (°F)	L.W.T. (°F)	FAN RPM	BHP	HP	VOLT	PHASE	MCA		
AHU-1	DAIKIN BCHD0081 AAON CFA002AA8 MAGICAIRE BVE-08	800	1.25	160	27,983	20,000	80	67	57	31,581	1.6	12.43	1	70	106	190	150	1487	0.43	.5	208	1	5.2	285	VERTICAL UNIT. INTERCONNECT WITH CU-1 ON ROOF
AHU-2	DAIKIN BCHD0301 AAON CFA009BA8 MAGICAIRE BVE-30	2910	2.75	600	104,466	73,973	80	67	57	128,543	10.6	10.99	1	70	110	190	165	1892	2.7	3.0	208	3	5.2	541	VERTICAL UNIT. INTERCONNECT WITH CU-2 ON ROOF WITH FACTORY DISCONNECT AND RA SMOKE DETECTOR
AHU-3	DAIKIN LAH020A AAON H3ERB80 LENNOX HBB80AAAAH4	6,500	1.25	1300	N/A	N/A				355,538	43.0	7.2	1	70	120	190	172	1136	4.13	5.0	208	3	17.2	1080	HORIZONTAL UNIT, HEATING ONLY, WITH RA PLENUM BOX AND DEMAND CONTROL VENTILATION, WITH FACTORY DISCONNECT AND RA SMOKE DETECTOR
AHU-4	DAIKIN LAH020A AAON H3ERB80 LENNOX HBB80AAAAH4	6,500	1.25	1300	N/A	N/A				355,538	43.0	7.2	1	70	120	190	172	1136	4.13	5.0	208	3	17.2	1080	HORIZONTAL UNIT, HEATING ONLY, WITH RA PLENUM BOX AND DEMAND CONTROL VENTILATION, WITH FACTORY DISCONNECT AND RA SMOKE DETECTOR
AHU-5	DAIKIN LAH004A AAON H3BRB80 LENNOX BVE16AUAAH2	1600	1.25	320	67,439	45,204	80	67	54	113,246	9.5	1.6	2	70	134	190	166	1673	1.32	2.0	208	3	7.4	440	VERTICAL DISCHARGE UNIT. INTERCONNECT WITH CU-3 ON GROUND

AIR COOLED CONDENSING UNIT (CU)

MK	MFGR. & MODEL NO.	NOM. TON	COOLING DATA MBH (NET)	ELECTRICAL DATA			REMARKS
				MCA	VOLT	PHASE	
CU-1	DAIKIN DX13SN0241 AAON CFA002AA8 LENNOX XC13N024	2.0	23.0	10.3	208	1	13 SEER, INSTALL ON ROOF AND INTERCONNECT WITH AHU-1
CU-2	DAIKIN DX11TA0903 AAON CFA009BA8 LENNOX ELS090S4S	7.5	93.0	39.2	208	3	11.2 SEER, INSTALL ON ROOF AND INTERCONNECT WITH AHU-1
CU-3	DAIKIN DX13SN0483 AAONCFA004AA8 LENNOX TSA048S4	4	46.0	17.6	208	3	13 SEER, INSTALL ON GROUND AND INTERCONNECT WITH AHU-5

ISSUED FOR BID

NOTE: CONTRACTOR SHALL OBTAIN AND VERIFY ALL DIMENSIONS AND CONDITIONS AT JOB SITE AND BE FULLY RESPONSIBLE FOR SAME.

REVISIONS

NO.	DATE	REMARKS

DRAWN | PREPARED
TRACED | APPROVED
CHECKED | APPROVED

CURRENT DATE: 1/10/2020

ISAAC D. MILLER
062-061029
REGISTERED PROFESSIONAL ENGINEER OF ILLINOIS

LICENSE EXP.: 11/30/2021

ARCHITECT OF RECORD:

ARCHITECHNICS
510 MAINE STREET, 10TH FLOOR
QUINCY, IL 62301

ARCHITECHNICS PROJECT NUMBER 5837

State of Illinois
JB PRITZKER, GOVERNOR
Illinois Capital Development Board

VENTILATION SCHEDULES/DETAILS

REPAIR AND REPLACE HVAC SYSTEMS, INTERIOR
RENOVATION, UPGRADE ELECTRICAL AND PLUMBING SYSTEMS
DEPARTMENT OF MILITARY AFFAIRS
QUINCY READINESS CENTER
QUINCY, ADAMS COUNTY, ILLINOIS

PROJECT NO. 546-280-013
DATE 3/20/2020
SHEET NO. V102
OF (16) SHEETS

ELECTRICAL DEMOLITION NOTES

1. COMPLETELY REMOVE EXISTING BOILER DISCONNECT SWITCH AND ONLY DOWNSTREAM WIRING TO BOILER. REUSE EXISTING CONDUIT AND WIRING FROM PANEL TO SERVE NEW BOILER. SEE DWG. E101.
2. COMPLETELY REMOVE EXISTING DISCONNECT SWITCH AND ONLY DOWNSTREAM WIRING TO AHU. REUSE EXISTING CONDUIT AND WIRING FROM PANEL TO SERVE NEW AHU. SEE DWG. E101.
3. COMPLETELY REMOVE EXISTING WIRING TO TEMPERATURE CONTROL PANEL.
4. COMPLETELY REMOVE EXISTING CABINET UNIT HEATER DISCONNECT SWITCH AND ONLY DOWNSTREAM WIRING TO UNIT. REUSE EXISTING CONDUIT AND WIRING FROM PANEL TO SERVE NEW UNIT. SEE DWG. E101.
5. COMPLETELY REMOVE EXISTING UNIT HEATER DISCONNECT SWITCH AND ONLY DOWNSTREAM WIRING TO UNIT. REUSE EXISTING CONDUIT AND WIRING FROM PANEL TO SERVE NEW UNIT. SEE DWG. E101.
6. COMPLETELY REMOVE EXISTING DISCONNECT SWITCH AND DOWNSTREAM WIRING CONDENSING UNIT ON ROOF. REUSE EXISTING CONDUIT AND WIRING FROM PANEL TO SERVE NEW UNIT. SEE DWG. E101
7. COMPLETELY REMOVE EXISTING DISCONNECT SWITCH AND DOWNSTREAM WIRING CONDENSING UNIT. REUSE EXISTING CONDUIT AND WIRING FROM PANEL TO SERVE NEW UNIT. SEE DWG. E101
8. DISCONNECT POWER TO PUMP. MODIFY CIRCUIT AS REQUIRED AND EXTEND TO NEW PUMP. SEE DWG. E101.
9. REMOVE EXISTING 3 WAY SWITCH AND WIRING UNDER ALT. BID G-1 AND INSTALL BLACK COVER PLATE
10. REMOVE EXISTING RECEPTACLE AND CIRCUIT UNDER ALT. BID G-1 AND INSTALL BLACK COVER PLATE



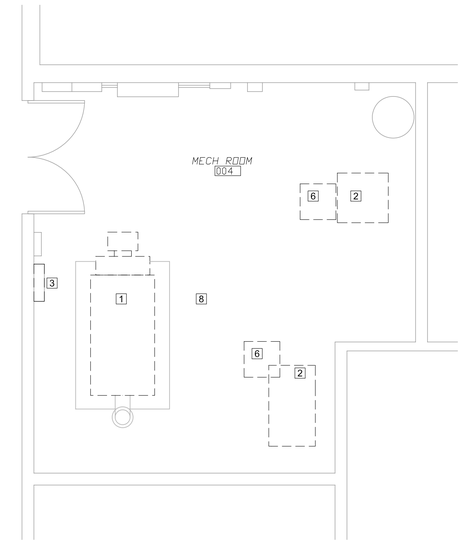

ENLARGED MECHANICAL ROOM ELECTRICAL DEMOLITION PLAN

SCALE: 1/4" = 1'-0"

0 2' 4' 8' 16'

NORTH

ELECTRICAL DEMOLITION PLAN

SCALE: 1/8" = 1'-0"

0 2' 4' 8' 16'

NORTH

ISSUED FOR BID

NOTE: CONTRACTOR SHALL OBTAIN AND VERIFY ALL DIMENSIONS AND CONDITIONS AT JOB SITE AND BE FULLY RESPONSIBLE FOR SAME.

REVISIONS		
NO.	DATE	REMARKS

DRAWN	PREPARED
TRACED	APPROVED
CHECKED	APPROVED

CURRENT DATE: 1/10/2020

ISAAC D. MILLER 062-061029 REGISTERED PROFESSIONAL ENGINEER OF ILLINOIS

LICENSE EXP.: 11/30/2021

ARCHITECT OF RECORD:

ARCHITECHNICS
510 MAINE STREET, 10TH FLOOR
QUINCY, IL 62301

ARCHITECHNICS PROJECT NUMBER 5837

State of Illinois
JB PRITZKER, GOVERNOR
Illinois Capital Development Board

ELECTRICAL DEMOLITION PLAN

REPAIR AND REPLACE HVAC SYSTEMS, INTERIOR RENOVATION, UPGRADE ELECTRICAL AND PLUMBING SYSTEMS
DEPARTMENT OF MILITARY AFFAIRS
QUINCY READINESS CENTER
QUINCY, ADAMS COUNTY, ILLINOIS

PROJECT NO. 546-280-013

DATE 3/20/2020

SHEET NO. ED101

OF (16) SHEETS

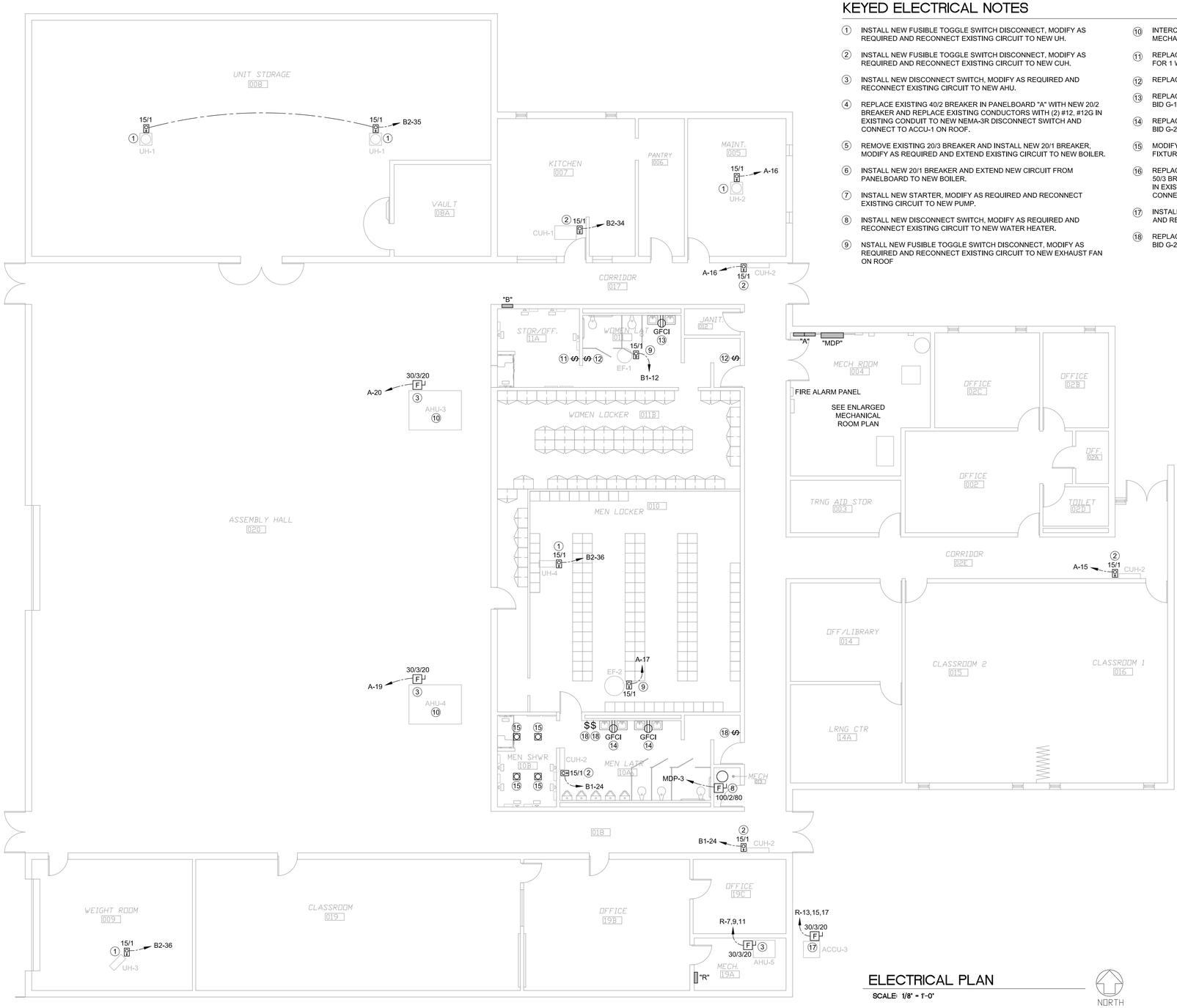

KEYED ELECTRICAL NOTES

1. INSTALL NEW FUSIBLE TOGGLE SWITCH DISCONNECT, MODIFY AS REQUIRED AND RECONNECT EXISTING CIRCUIT TO NEW UH.
2. INSTALL NEW FUSIBLE TOGGLE SWITCH DISCONNECT, MODIFY AS REQUIRED AND RECONNECT EXISTING CIRCUIT TO NEW CUH.
3. INSTALL NEW DISCONNECT SWITCH, MODIFY AS REQUIRED AND RECONNECT EXISTING CIRCUIT TO NEW AHU.
4. REPLACE EXISTING 40/2 BREAKER IN PANELBOARD "A" WITH NEW 20/2 BREAKER AND REPLACE EXISTING CONDUCTORS WITH (2) #12, #12G IN EXISTING CONDUIT TO NEW NEMA-3R DISCONNECT SWITCH AND CONNECT TO ACCU-1 ON ROOF.
5. REMOVE EXISTING 20/3 BREAKER AND INSTALL NEW 20/1 BREAKER, MODIFY AS REQUIRED AND EXTEND EXISTING CIRCUIT TO NEW BOILER.
6. INSTALL NEW 20/1 BREAKER AND EXTEND NEW CIRCUIT FROM PANELBOARD TO NEW BOILER.
7. INSTALL NEW STARTER, MODIFY AS REQUIRED AND RECONNECT EXISTING CIRCUIT TO NEW PUMP.
8. INSTALL NEW DISCONNECT SWITCH, MODIFY AS REQUIRED AND RECONNECT EXISTING CIRCUIT TO NEW WATER HEATER.
9. NSTALL NEW FUSIBLE TOGGLE SWITCH DISCONNECT, MODIFY AS REQUIRED AND RECONNECT EXISTING CIRCUIT TO NEW EXHAUST FAN ON ROOF
10. INTERCONNECT RA SMOKE DETECTOR INTO FIRE ALARM PANEL IN MECHANICAL ROOM.
11. REPLACE EXISTING LIGHT SWITCH UNDER ALT. BID G-1 AND REWIRE FOR 1 WAY SWITCHING.
12. REPLACE EXISTING LIGHT SWITCH UNDER ALT. BID G-1.
13. REPLACE EXISTING RECEPTACLE WITH GFCI RECEPTACLE UNDER ALT. BID G-1.
14. REPLACE EXISTING RECEPTACLE WITH GFCI RECEPTACLE UNDER ALT. BID G-2
15. MODIFY CIRCUIT AS REQUIRED AND RELOCATE EXISTING LIGHT FIXTURES TO NEW CEILING UNDER ALT. BID G-2
16. REPLACE EXISTING 70/3 BREAKER IN PANELBOARD "MDP" WITH NEW 50/3 BREAKER AND REPLACE EXISTING CONDUCTORS WITH (3) #8, #10G IN EXISTING CONDUIT TO NEW NEMA-3R DISCONNECT SWITCH AND CONNECT TO ACCU-2 ON ROOF.
17. INSTALL NEW NEMA-3R DISCONNECT SWITCH, MODIFY AS REQUIRED AND RECONNECT EXISTING CIRCUIT TO NEW ACCU-3.
18. REPLACE EXISTING RECEPTACLE WITH GFCI RECEPTACLE UNDER ALT. BID G-2.

SYMBOLS

- TOGGLE SWITCH, 20 AMP, 120 VOLT
- GFCI — GROUND FAULT CIRCUIT INTERRUPTER DUPLEX RECEPTACLE, NEMA 5-20R, 20 AMP, 125 VOLT
- F — FUSED DISCONNECT SWITCH (A / P / F INDICATES AMP RATING / NO. POLES / FUSE AMPS)
- PLUG-FUSE BOX COVER UNIT (FUSIBLE TOGGLE SWITCH)

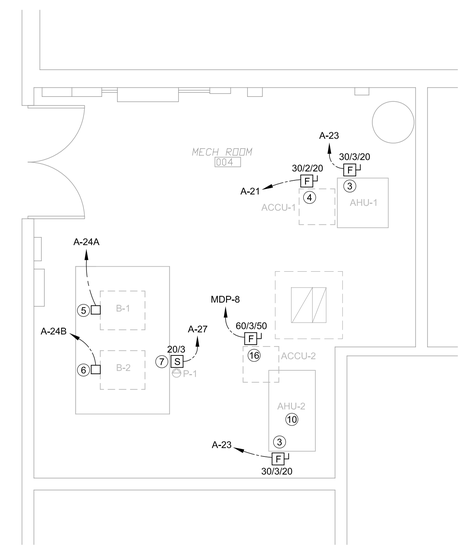

ENLARGED MECHANICAL ROOM ELECTRICAL PLAN

SCALE: 1/4" = 1'-0"

0 1' 2' 4' 8'

NORTH

ELECTRICAL PLAN

SCALE: 1/8" = 1'-0"

0 1' 2' 4' 8'

NORTH

ISSUED FOR BID

NOTE: CONTRACTOR SHALL OBTAIN AND VERIFY ALL DIMENSIONS AND CONDITIONS AT JOB SITE AND BE FULLY RESPONSIBLE FOR SAME.

REVISIONS						
NO.	DATE	REMARKS	DRAWN	PREPARED	CURRENT DATE: 1/10/2020	ARCHITECT OF RECORD:
			TRACED	APPROVED	ISAAC D. MILLER, 062-051029, REGISTERED PROFESSIONAL ENGINEER OF ILLINOIS	ARCHITECHNICS 510 MAINE STREET, 10TH FLOOR QUINCY, IL 62301
			CHECKED	APPROVED	LICENSE EXP.: 11/30/2021	ARCHITECHNICS PROJECT NUMBER 5837

State of Illinois

JB PRITZKER, GOVERNOR

Illinois Capital Development Board

ELECTRICAL PLAN

REPAIR AND REPLACE HVAC SYSTEMS, INTERIOR RENOVATION, UPGRADE ELECTRICAL AND PLUMBING SYSTEMS
DEPARTMENT OF MILITARY AFFAIRS
QUINCY READINESS CENTER
QUINCY, ADAMS COUNTY, ILLINOIS

PROJECT NO. 546-280-013

DATE 3/20/2020

SHEET NO. E101 OF (16) SHEETS

EXISTING PANELBOARD "MDP"

VOLTAGE RATING: 208Y/120	PHASE: 3	WIRE: 4
MIN. BUSS AMPS: 600	MAIN DEVICE AMPS:600 AMP	
BREAKER A.I.C.: 10,000	MOUNTING: SURFACE	

LOCATION DESCRIPTION	LOAD KW	DEVICE AMPS/P	CIR	PH	CIR	DEVICE AMPS/P	LOAD KW	LOCATION DESCRIPTION
PANELBOARD "B"	??	150/3	1	A	2	150/3		PANELBOARD "A"
				B				
				C				
WATER HEATER #2		80/2	3	A	4	150/3		KITCHEN EQUIPMENT
				B				
				C				
KITCHEN RANGE		70/3	5	A	6	150/3		PANELBOARD "R"
				B				
DISHWASHER BOOSTER HEATER		40/2	7	C				
				A	8	**50/3**		**ACCU-2**
?		80/2	9	B				
				C				

EXISTING PANELBOARD "R"

VOLTAGE RATING: 208Y/120	PHASE: 3	WIRE: 4
MIN. BUSS AMPS: 225	MAIN DEVICE AMPS:150	
BREAKER A.I.C.: 10,000	MOUNTING: SURFACE	

LOCATION DESCRIPTION	LOAD KW	DEVICE AMPS/P	CIR	PH	CIR	DEVICE AMPS/P	LOAD KW	LOCATION DESCRIPTION
?		20/1	1	A	2	20/1		N ASSEMBLY HALL LIGHTS
?		20/1	3	B	4	20/1		N ASSEMBLY HALL LIGHTS
?		20/1	5	C	6	20/1		S ASSEMBLY HALL LIGHTS
AHU-5		20/3	7	A	8	20/1		S ASSEMBLY HALL LIGHTS
			9	B	10	20/1		MEN LOCKER LIGHTS
			11	C	12	20/1		WOMEN TOILET, MAINT LIGHTS, EF-2
ACCU-3		20/3	13	A	14	20/1		UNIT STO. LIGHTS
			15	B	16	20/1		RIFLE RANGE LIGHTS
			17	C	18	20/1		RIFLE RANGE LIGHTS
RIFLE RANGE LIGHTS		20/1	19	A	20	20/1		RIFLE RANGE LIGHTS
NE ASMBLY HL & UN STO RECEPTS.		20/1	21	B	22	20/1		NW ASSEMBLY HALL RECEPTS
?		20/1	23	C	24	20/1		MENS TOILET RECEPTS, CUH, S. ASMBLY RECEPTS, CORR CUH
SW ASSEMBLY HALL RECEPTS		20/1	25	A	26	20/1		WOMENS LOCKER RECEPTS
FOOD STO., MAINT. RECEPTS		20/1	27	B				SPACE
?		20/1	28	C				SPACE

EXISTING PANELBOARD "A" SECTION 1

VOLTAGE RATING: 208Y/120	PHASE: 3	WIRE: 4
MIN. BUSS AMPS: 225	MAIN DEVICE AMPS:150 AMP MLO	
BREAKER A.I.C.: 10,000	MOUNTING: SURFACE	

LOCATION DESCRIPTION	LOAD KW	DEVICE AMPS/P	CIR	PH	CIR	DEVICE AMPS/P	LOAD KW	LOCATION DESCRIPTION
LIBRARY, LEARNING CNTR LIGHTS		20/1	1	A	2	20/1		OFFICE 2, 3 LIGHTS
OFFICE 1 LIGHTS		20/1	3	B	4	20/1		SPACE
CLASSROOM LIGHTS		20/1	5	C	6	20/1		CORRIDOR LIGHTS
TRAINING STO, CORR, MECH RECEPTS		20/1	7	A	8	20/1		OFF. 1, TRNG STO, CORR RECEPTS
OFFICE 2 RECEPTS		20/1	9	B	10	20/1		OFFICE 3 RECEPTS
TOILET RECEPTACLE		20/1	11	C	12	20/1		OFFICE 1 EAST RECEPT
LIBRARY, LEARNING CNTR RECEPTS		20/1	13	A	14	20/1		W CLASSRM, LIBRARY RECEPTS
E CLASSROOM RECEPTS		20/1	15	B	16	20/1		MAINT UH, CORR. CUH
MENS LOCKER EF-3		20/1	17	C	18	20/1		EF-5
AHU-4		20/3	19	A	20	20/3		AHU-3
				B				
				C				
ACCU-1		**20/2**	21	A	22	20/2		???
				B				
ATT SERVER RM		20/1	23	C	24	20/1		SPACE

EXISTING PANELBOARD "A" SECTION 2

VOLTAGE RATING: 208Y/120	PHASE: 3	WIRE: 4
MIN. BUSS AMPS: 225	MAIN DEVICE AMPS:150 AMP MLO	
BREAKER A.I.C.: 10,000	MOUNTING: SURFACE	

LOCATION DESCRIPTION	LOAD KW	DEVICE AMPS/P	CIR	PH	CIR	DEVICE AMPS/P	LOAD KW	LOCATION DESCRIPTION
AHU-1, AHU-2		30/3	23	A	24A	**20/1**		**BOILER B-1**
				B	24B	**20/1**		**BOILER B-2**
				C	24C	**20/1**		**SPARE**
??		30/2	25	A	28	20/1		E. CORRIDOR LIGHTS
				B	30	20/2		??
				C				
P-1		20/3	27	A	32	20/2		??
				B				
??		20/1	29	C	34	25/1		??
??		20/1	31	A				SPACE
??		20/2	33	B	36	20/1		??
				C	37	20/1		??
FEEDER LUGS				A	38	20/1		??
				B	39	20/1		??
				C	40	20/1		??

EXISTING PANELBOARD "B-1"

VOLTAGE RATING: 208Y/120	PHASE: 3	WIRE: 4
MIN. BUSS AMPS: 225	MAIN DEVICE AMPS:200 AMP MLO	
BREAKER A.I.C.: 10,000	MOUNTING: SURFACE	

LOCATION DESCRIPTION	LOAD KW	DEVICE AMPS/P	CIR	PH	CIR	DEVICE AMPS/P	LOAD KW	LOCATION DESCRIPTION
N ASSEMBLY HALL LIGHTS		20/1	1	A	2	20/1		N ASSEMBLY HALL LIGHTS
N ASSEMBLY HALL LIGHTS		20/1	3	B	4	20/1		N ASSEMBLY HALL LIGHTS
S ASSEMBLY HALL LIGHTS		20/1	5	C	6	20/1		S ASSEMBLY HALL LIGHTS
S ASSEMBLY HALL LIGHTS		20/1	7	A	8	20/1		S ASSEMBLY HALL LIGHTS
MEN/WOMEN LOCKER LIGHTS		20/1	9	B	10	20/1		MEN LOCKER LIGHTS
MEN TOILET/SHOWER LIGHTS		20/1	11	C	12	20/1		WOMEN TOILET, MAINT LIGHTS, EF-2
KITCHEN LIGHTS		20/1	13	A	14	20/1		UNIT STO. LIGHTS
VAULT LIGHTS		20/1	15	B	16	20/1		RIFLE RANGE LIGHTS
RIFLE RANGE LIGHTS		20/1	17	C	18	20/1		RIFLE RANGE LIGHTS
RIFLE RANGE LIGHTS		20/1	19	A	20	20/1		RIFLE RANGE LIGHTS
NE ASMBLY HL & UN STO RECEPTS.		20/1	21	B	22	20/1		NW ASSEMBLY HALL RECEPTS
?		20/1	23	C	24	20/1		MENS TOILET RECEPTS, CUH, S. ASMBLY RECEPTS, CORR CUH
SW ASSEMBLY HALL RECEPTS		20/1	25	A	26	20/1		WOMENS LOCKER RECEPTS
FOOD STO., MAINT. RECEPTS		20/1	27	B				SPACE
?		20/1	28	C				SPACE

EXISTING PANELBOARD "B-2"

VOLTAGE RATING: 208Y/120	PHASE: 3	WIRE: 4
MIN. BUSS AMPS: 225	MAIN DEVICE AMPS:200 AMP MLO	
BREAKER A.I.C.: 10,000	MOUNTING: SURFACE	

LOCATION DESCRIPTION	LOAD KW	DEVICE AMPS/P	CIR	PH	CIR	DEVICE AMPS/P	LOAD KW	LOCATION DESCRIPTION
GARAGE DOOR		20/2	29	A	30	20/2		??
				B				
DISPOSAL		20/3	31	C	32	20/1		??
				A	34	20/1		EF-1, KITCHEN UH
				B	36	20/1		MEN LOCKER UH, RIFLE RANGE UH
MEN TOILET/SHOWER LIGHTS		20/1	33	C	38	20/1		E KITCHEN RECEPTACLE
UNIT STO. UNIT HEATERS		20/1	35	A	40	20/1		KITCHEN RECEPTACLES
W EXTERIOR LIGHTS		20/1	37	B	42	20/1		KITCHEN RECEPTACLES
RIFLE RANGE LIGHTS		20/1	39	C	44	20/1		KITCHEN RECEPTACLES
KITCHEN RECEPTACLES		20/1	41	A	46	20/1		RIFLE RANGE LIGHTS
KITCHEN RECEPTACLES		20/1	43	B	48	20/1		KITCHEN RECEPTACLE
VAULT		20/1	45	C	50	20/1		ICE MACHINE LEFT
ICE MACHINE RIGHT		20/1	47	A	52	30/3		STEAM TABLE
SPACE				B				
SPACE				C				

ISSUED FOR BID

NOTE: CONTRACTOR SHALL OBTAIN AND VERIFY ALL DIMENSIONS AND CONDITIONS AT JOB SITE AND BE FULLY RESPONSIBLE FOR SAME.

REVISIONS		
NO.	DATE	REMARKS

DRAWN	PREPARED
TRACED	APPROVED
CHECKED	APPROVED

CURRENT DATE: 1/10/2020

ISAAC D. MILLER 062-061029 REGISTERED PROFESSIONAL ENGINEER OF ILLINOIS

LICENSE EXP.: 11/30/2021

ARCHITECT OF RECORD:

ARCHITECHNICS
510 MAINE STREET, 10TH FLOOR
QUINCY, IL 62301

ARCHITECHNICS PROJECT NUMBER 5837

Capital Development Board

State of Illinois
JB PRITZKER, GOVERNOR
Illinois Capital Development Board

ELECTRICAL SCHEDULES

REPAIR AND REPLACE HVAC SYSTEMS, INTERIOR RENOVATION, UPGRADE ELECTRICAL AND PLUMBING SYSTEMS
DEPARTMENT OF MILITARY AFFAIRS
QUINCY READINESS CENTER
QUINCY, ADAMS COUNTY, ILLINOIS

PROJECT NO. 546-280-013
DATE 3/20/2020
SHEET NO. E102
OF (16) SHEETS